

[Corrupted Harvard editors of American Journal of Clinical Nutrition knowingly hosting Novo Nordisk's harmful diabetes fraud](#)

Dear publisher **Sarah McCormack**, Editor-in-Chief **Christopher Duggan**, assistant editors **Deirdre Tobias** and **David Ludwig**, other officials of *The American Journal of Clinical Nutrition (AJCN)* and/or American Society for Nutrition (ASN), and interested observers,

I am writing to request an [external inquiry into AJCN's corruption by Novo Nordisk's epic diabetes fraud](#). As you know from our communications last year (see p. vi and pp. xxiv), [University of Sydney](#) diet-and-health superstar and *AJCN* Editorial Board Member "**Glennie**" **Brand-Miller (JBM)** and her husband [Dr John J. Miller](#) – a diabetes-drug seller for Novo Nordisk – for decades published false and deceptive conflict-of-interest (COI) disclosures hiding JBM's Novo COI as they promoted [sugary Low GI Diets for diabetics](#).

Below from pp. xxi, I list [two dozen AJCN papers 1994 to 2013 from which JBM hid her real COI](#): JBM duped the global scientific, nutrition and diabetes communities by [hiding a big multi-decade boost to her household income](#) via lifetime scientific collaborator and financial partner **John J. Miller's fast-growing Novo diabetes-drug sales**. Treating colleagues and integrity in science with utter contempt, JBM used sham COI disclosures to advertise her **pro-sugar pro-Novo high-carbohydrate [Low GI Diet books](#)** (pp. iv, xxii).

In 2023, [ASN's Sarah McCormack](#) confirmed for *AJCN* officials that JBM's partner John J Miller (JJM) worked for Novo for decades, before [retiring in 2013 as Medical Director of Novo Nordisk Australasia](#) (p. vi). Yet nothing has been fixed: two dozen sham COIs still corrupt the scientific record and JBM is still an *AJCN* Editorial Board Member hosting Novo Nordisk's epic diabetes fraud in *AJCN*.

An external inquiry – and journalists too - should assess my evidence (below and over following pages) that Dr John J. Miller's *LinkedIn* profile has him **working for Novo as far back as 1978**, with JJM's own [1989 University of NSW PhD dissertation](#) – completed in the **University of Sydney's** Human Nutrition Unit – confirming his CSL-Novo employment in the 1980s: sneaky Dr Miller thanks his **Novo boss**, his wife's boss [Stewart Truswell](#) for hosting, his wife "[Dr J.C. Brand](#)" for co-supervising his PhD **and "my wife, Jennie"** (p. iii).

Even real-estate pages report the outrageously hidden Novo COI that unethical *AJCN* officials refuse to confront (p. v). In Australia, we observe an unacceptable [culture of corruption](#) - dishonest taxpayer-funded officials pretend JBM has **not** breached formal COI rules:

1. **David Thodey/Mark Scott**, University of Sydney Chancellor/ViceChancellor https://www.australianparadox.com/pdf/128_Letter_USyd_David_Thodey.pdf
2. **Chennupati Jagadish**, President of Australian Academy of Science https://www.australianparadox.com/pdf/130_Resignation_Jagadish_AAS.pdf
3. **Dr Norman Swan**, conflicted and untrustworthy ABC Health "Reporter" <https://www.australianparadox.com/pdf/RRLetter-to-ABC-re-NormanSwan.pdf>

The corrupt pro-Novo activity of JBM and her lifetime scientific collaborator and financial partner John J. Miller has profoundly harmed public health. After [legendary diabetologist Gerard Reavan](#) correctly warned the world in 1985 and 1987 that sugary high-carb diets work to harm type 2 diabetes (T2D) patients - "it seems prudent to avoid the use of low-fat, high-carbohydrate diets containing moderate amounts of sucrose in patients with NIDDM" (p. xiv) – Novo's JJM and his partner JBM chose to insist sugar does no harm, championing sugary high-carb Low GI diets - plus **Novo's Insulin** - for T2D patients over their sadly shortened lives (iv, xvi-xx).

Unacceptably, JBM and her partner Dr John J. Miller dishonestly hid from readers the large household income they enjoyed via Novo's fast-growing Insulin sales, those very same sales boosted by their false and harmful promotion of sugar as a fine food for T2D patients:

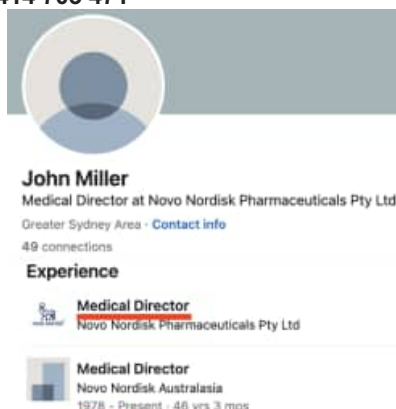
1. **John J Miller and Stephen Colagiuri et al** in *AJCN* (1989), "[Metabolic effects of adding sucrose and aspartame to the diet of subjects with noninsulin-dependent diabetes mellitus](#)" (that and another paper's Abstract and COI statement reproduced on p. xvi)
2. **Jennie Brand-Miller in AJCN (1994)**, "[Importance of glycemic index in diabetes](#)" (key highlights are reproduced on pp.xvii-xviii).

Duping *AJCN* is a subset of [Novo's broader diabetes fraud \(pp. 22, 76-82 below\)](#). *AJCN* can help fix this public-health disaster, by:

1. **Adding JBM's dishonestly hidden Novo COIs to her dozens of deliberately deceitful COI disclosures** (our list starts on p.xxi).
2. **Formally retracting this 2017 *ACJN* paper**: [https://ajcn.nutrition.org/article/S0002-9165\(22\)04831-6/pdf](https://ajcn.nutrition.org/article/S0002-9165(22)04831-6/pdf), the last in a series of faulty pro-Novo *Australian Paradox* sugar-and-obesity papers promoting faked and otherwise unreliable data to falsely exonerate sugar as a menace to public health. The shameful dishonesty of JBM and her boss **Stephen Simpson** in their infamous *Australian Paradox* fraud – featuring a sham COI, pretending up is down and their unacceptable refusal to address the fact of unreliable and faked data despite being advised to do so by Prof. Robert Clark AO's 2014 formal research-integrity Inquiry - is carefully documented on pp. x-xiii.
3. **Removing shamefully corrupt JBM from AJCN's Editorial Board**, now that you have been reminded again what's been going on.

The **tragic effect** of Novo's epic diabetes fraud - including advising sugary high-carb Low GI diets for T2D - is the [suppression of no-sugar, low-carbohydrate diets](#) that readily reverse T2D ([pp. 27-32](#)), allowing today's uncontrolled pandemic of T2D and Novo drugs.

Best wishes, Rory +61 414 703 471



<https://www.linkedin.com/in/john-miller-7ab727a/?originalSubdomain=au>

<https://www.gettyimages.in/detail/news-photo/scientist-jennie-brand-miller-at-home-with-her-husband-dr-news-photo/540196463>

The Sydney Morning Herald

19 April 2003

Taking the sweet with the sour

not only led to a paper in a prestigious medical journal - a filip for a young PhD student - it threw her together with her future husband and collaborator, John Miller, a scientist and businessman who had helped work out how to remove

.....
The young researcher was encouraged to challenge dietary dogma after watching Professor Stewart Truswell, the university's head of nutrition, happily adding a spoonful of "white death" to his coffee. He pointed Brand-Miller to research backing his choice to have sugar in moderation. "I realised views about sugar were not based on science."

A diagnosis of diabetes was bad enough, she figured, without the directive to give up everything sweet. "I thought people would be more likely to have porridge if they could sprinkle sugar on it and more likely to eat wholemeal bread if it had a dollop of honey."

Some of her most vocal early critics were hospital dieticians working on the same campus who were worried people might think they could eat lots of sugar.

<https://www.smh.com.au/world/taking-the-sweet-with-the-sour-20030419-gdgmis.html>

The Sydney Morning Herald

17 June 2004

Education meeting used to push drug

.....
The medical director of Novo Nordisk, John Miller, described the allegations as "disturbing" and "extremely serious" and said the company has initiated its own investigation.

"I think it highly appropriate that this matter has been referred to Medicines Australia," he said. "But we will also be looking at it ourselves. This is not a grey area. Any activity directed toward a member of the public which encourages them to seek a prescription for a product is prohibited. Our representatives are not there to give medical advice."

Companies in breach of the Medicines Australia Code of Conduct face fines of up to \$200,000.

Invitations to the May 26 "Diabetes Day" were distributed by Quirindi's sole pharmacist, Sel Brown.

The invitations asked patients to "Come and make your life a little easier and gain control of your diabetes. With [Novo Nordisk's] FlexPen, there is no easier way to inject insulin."

Mr Miller could not confirm whether Novo Nordisk or the pharmacist planned the meeting, nor could he say how often such promotion meetings took place.

<https://www.smh.com.au/national/education-meeting-used-to-push-drug-20040617-gdj53q.html>

CURRICULUM VITAE

JANETTE (JENNIE) CECILE BRAND-MILLER



SUMMARY

Professor Jennie Brand-Miller holds a Personal Chair in Human Nutrition in the Charles Perkins Centre and School of Life and Environmental Sciences at the University of Sydney in Sydney. She is recognised for her work on carbohydrates in health and disease, particularly the application of the glycaemic index of foods to diabetes and obesity. She is a Fellow of the Nutrition Society of Australia and the Australian Institute of Food Science and Technology.


<https://www.australianparadox.com/pdf/CV-Prof-Jennie-Brand-Miller-2017.pdf>

Brand-Miller CV 2017

PERSONAL DETAILS

Name	<u>Janette (Jennie) Cecile Brand-Miller</u>
Birth certificate	Janette Cecile Pearce
Birth date	30 May 1952
Address	1A Hinkler St Greenwich 2065, Sydney Australia
Phone	+ 61 9351 3759, + 61 417 658 695
Email	<u>jennie.brandmiller@sydney.edu.au</u>
Marriage	<u>John James Miller</u>
Children	Ryan James Honeyman Miller b. 10 July 1983 Alexandra Emily May Miller b. 3 January 1988

Novo Nordisk's Medical Director Australasia for decades - Dr John Miller - completed his University of NSW PhD in USyd Human Nutrition Unit, hosted by its boss Stewart Truswell (father of Australian Dietary Guidelines; p. 70) Miller's PhD was co-supervised by his wife, then-USyd lecturer Dr J. C. Brand, now superstar Jennie Brand-Miller



Relationship of infantile colic to breath hydrogen and lactose malabsorption

Author:
Miller, John James

Publication Date:
1989

DOI:
<https://doi.org/10.26190/unsworks/12434>

I gratefully acknowledge the support, guidance and editorial assistance of my supervisor, Dr. G. H. Fleet, and my co-supervisor, Dr. J. C. Brand, Human Nutrition Unit, University of Sydney. Professor R. A. Edwards provided the opportunity and encouragement to undertake a Ph.D. programme and Mr. M. V. Cass, Managing Director, CSL-NOVO Pty. Ltd., made it possible to continue the programme. Mr. M. S. Sharpe, Managing

- Professor A. S. Truswell for permission to use the facilities of the Human Nutrition Unit, University of Sydney,

Lastly, I thank my wife, Jennie, for her advice and patience, my son, Ryan, who screamed for the first three months after birth and provided the idea for this research, and my daughter, Alexandra, for her 'participation' in the study described in Chapter 6.

<https://www.australianparadox.com/pdf/PhD-Dr-John-James-Miller-UNSW.pdf>

The embedding of Novo employee Dr John Miller in the University of Sydney's Human Nutrition Unit from the late 1980s provided an excellent home base for Novo Nordisk's epic diabetes fraud, sitting just across Missenden Road from the Royal Prince Alfred Hospital, where he was busy promoting Novo's diabetes drugs for several decades.

"The Royal Prince Alfred (RPA) Hospital Diabetes Centre was established in 1980 and was the first diabetes ambulatory care centre in Australia." <https://www.slhd.nsw.gov.au/rpa/endocrinology/diabetes.html>

As detailed below (see pp. 22, 76-82), influential University of Sydney diet-and-health professors with Novo links are the main drivers of various research frauds helping to fuel Australia's "diabesity" disaster and Novo's drug sales.

The University of Sydney's "Low GI Diet" was always an undisclosed JBM/Novo "joint venture" to help Novo sell more diabetes drugs: Novo/JBM's Low GI Diet made sugary high-carb diets fashionable, blocking T2D reversal

My detailed **Timeline** below (pp. 76-82) shows the University of Sydney's "Low GI" (Glycemic Index) approach was developed as an **undisclosed joint venture** between (now-global superstar) **Janette Brand aka Jennie Brand-Miller (JBM)**, **JBM's scientist husband**, lifetime collaborator and financial partner **Dr John J. Miller (JJM)**, a **Medical Director at global diabetes drug-seller Novo**, and **his** main scientific collaborator, pharma-owned University of Sydney expert **Dr Stephen Colagiuri** (p.xx)

Given the role of sugar/carbohydrate in T2D (pp. xiv, 27-32) and JJM's Novo day job unethically undisclosed in the background, JBM's sugary high-carb Low GI advice appears to have been designed with **Novo to ensure T2D reversal is rare**, thus fuelling prescriptions for costly, taxpayer-funded T2D drugs including Insulin for T2D communities until the trapped victims' early deaths.

JBM and Stephen Colagiuri et al (2012), [Low GI Diet Diabetes Handbook \(Revised edition\)](#)

"Doesn't sugar cause diabetes? No. There is *absolute consensus* that sugar in food does *not* cause [type 2] diabetes" (p. 73).

JBM and Stephen Colagiuri et al (2015), [Low GI Diet: Managing Type 2 Diabetes \(Revised edition\)](#)

"Having diabetes doesn't mean you need less carbohydrate than anyone else" (p. 56). **"What to snack on ... The best snacks are ...An apple, a banana, a bunch of grapes, a pear or a nectarine or a mandarin or orange"** (p. 81). **"Old-fashioned sugar stands up well under scrutiny - it is the second sweetest after fructose, has only moderate GI, is the best value for money and is the easiest to use in cooking"** (p. 85).

JBM and Stephen Colagiuri et al (2007), [The New Glucose Revolution for Diabetes](#)
The New York Times Bestselling series. Over 3 Million Copies in Print (in 2007!)

"You might wonder why a relatively high-carb diet was ever recommended for people with diabetes when this is the very nutrient they have trouble metabolizing. There are two important reasons.

One is that your glucose tolerance, or carbohydrate tolerance, improves the higher your carbohydrate intake. The reason for this is increased insulin sensitivity - **the more carbohydrates you eat, the better your body gets at handling them**. This effect is particularly apparent at high carbohydrate intakes (greater than 200 grams a day) [RR: **locking-in T2D**]. This led to the general health recommendation to eat at least 250 grams of carbohydrates a day for maximum glucose tolerance and insulin sensitivity."

Second, if you don't have a high carbohydrate intake, you run the risk of eating a high-fat diet instead... This can increase your insulin resistance and make your blood glucose levels worse." What's more, saturated fat... cardiovascular disease, etc (p. 74).

JBM et al (2005), [The Low GI Diet Revolution](#)

"For people in industrialized countries, avoiding carbs is a tricky business, because the alternative sources of energy are often high in saturated fat, and by eating them we run the risk of doing long-term damage to blood vessels and the heart. Indeed, there is more evidence against saturated fat than against any other single component of food [**yes, sugar is innocent!**]" (p. 18).

"Low-carb diets don't work in the longer term, because they represent such a huge departure from our normal eating habits. Most of us would find it simply too difficult to live in a modern world without our carbs and starchy staples, be they bread, pasta, noodles, or plain old rice. Avoiding sugars is twice as hard, because enjoying sweetness is programmed into our brains" (p. 33).

"In people losing weight on a low-carb diet, the level of ketones in the blood rises markedly, and this state, called **ketosis** is taken as a sign of 'success'. The brain, however, is definitively not at its best using ketones, and one result is that mental judgment is impaired [RR: Silly stuff from Australian superstar JBM, assisting her financial partner at Novo Nordisk]" (p. 35)

JBM and Stephen Colagiuri et al (2003), [The New Glucose Revolution: Losing Weight](#)

"Do you eat enough carbohydrate? ...Between 13 and 16 serves a day: Great - this should meet the needs of most people." (One serve is a medium-sized piece of fruit or a slice of bread. p. 47)

"The GI only relates to carbohydrate-rich foods. ...It is impossible for us to measure a GI value for foods which contain negligible carbohydrate. These foods include meats, fish, chicken, eggs, cheese, nuts, oils, cream, butter and most vegetables" (pp.52-53) [RR: **The glycemic response to those nutritious wholefoods (easily seen via CGM) is super-low, which is exactly the point: those excellent "no GI" foods are central to a range of low-carbohydrate diets that fix T2D.**]

On meals, JBM and Colagiuri (in their undisclosed joint venture with Novo Nordisk's Dr John J. Miller) advise:

Breakfast: "Start with a bowl of low GI cereal ...like All Bran, rolled oats or Guardian". Or non-toasted muesli. And "Add a slice of toast made from a low GI bread (or 2 slices for a bigger person)" (p. 60).

Lunch: "Try a sandwich or a roll, leaving the butter off ...choose a bread with lots of whole grains... Finish your lunch with a piece of fruit..." (p. 62).

Dinner: "The basis of dinner should be carbohydrate foods. Take your pick from rice, pasta, potato, sweet potato, couscous, bread, legumes or a mixture" (p. 65).

p. 6 <https://www.australianparadox.com/pdf/Submission-HoR-DIABETES-INQUIRY.pdf>

\$4m mansion that Ozempic built for sale

The stunning Sydney mansion long owned by a weight loss guru and his bestseller author wife 'GI Jennie' has just hit the market.

KATHRYN WELLING

less than 2 min read August 15, 2024 - 11:50AM Mosman Daily



The house that Ozempic built.

Health gurus John Miller and Dr Jennie Brand-Miller have been at the forefront of weight loss and dieting for decades and for 42 years have lived at the same Greenwich address.

John is retired but was previously the medical director of Novo Nordisk in Australia, which makes diabetes and obesity medicines such as Ozempic and Wegovy.

Ozempic was developed for people with diabetes and Wegovy is the same medicine but sold in a higher dosage injectable pen for obesity treatment.

Wegovy is being launched in Australian pharmacies this month.

MORE:

[How Elon Musk is revolutionising apartment living](#)



Best-selling author Jennie Brand-Miller in the kitchen of her home in Greenwich.

<https://www.realestate.com.au/news/ozempic-guru-lists-greenwich-mansion-for-auction/>

Unethical AJCN officials knowingly host JBM's 1994-2013 Novo Nordisk deception in two dozen AJCN papers

Letter 4

From: Sarah McCormack <SMcCormack@nutrition.org>
Date: Tue, Aug 15, 2023 at 11:09 PM
Subject: RE: FW: Letter to AJCN: Please fix Jennie Brand-Miller's false and deliberately deceptive Conflict-of-Interest statements in AJCN [EXTERNAL]
To: rory robertson <strathburnstation@gmail.com>
Cc: Christopher Duggan <christopher.duggan@childrens.harvard.edu>, Gwen Twillman <GTwillman@nutrition.org>

Dear Rory,

Thank you for your e-mail about Dr. Jennie Brand-Miller. We have reviewed the 3 articles published in *The American Journal of Clinical Nutrition*, that you referenced, listed below.

[Effects of a modestly lower carbohydrate diet in gestational diabetes: a randomized controlled trial - The American Journal of Clinical Nutrition](#)

[Declining consumption of added sugars and sugar-sweetened beverages in Australia: a challenge for obesity prevention12 - The American Journal of Clinical Nutrition](#)

[Effects of glycemic load on weight loss in overweight adults](#)

At the time of the submission and publication of the first 2 articles, Dr. Brand-Miller's husband was no longer employed by Novo Nordisk [retired in 2013]. For the Letter to the Editor, [Effects of glycemic load on weight loss in overweight adults](#), her husband's employment was deemed not a conflict. [My emphasis]

Best regards,

Sarah

[Sarah L. McCormack](#)
Phone: 240-428-3616

The list of papers hiding JBM's real COI begins p. xxi, with RR/ACJN/ASN's 2023 exchange of letters reproduced from p. xxiv.

Long list of unethical/corrupted science professors knowingly hosting Novo Nordisk's diabetes fraud in ACJN

Editor-in-Chief
[Christopher P. Duggan, MD, MPH](#)

Academic Editor
[Deirdre K. Tobias, ScD](#)

Associate Editors
[Anne Astrup, MD, DMSc](#)
[Lorraine Brennan, BA, PhD](#)
[Paul Christian, DrPH, MSc](#)
[Christopher Golden, PhD](#)
[Acura Kurpad, MD, PhD, FRCP](#)
[Sylvia H. Ley, PhD](#)
[Simin Liu, MD, ScD](#)
[David S. Ludwig, MD, PhD](#)
[Amanda MacFarlane, PhD](#)
[Mark J. Manley, MD](#)
[Joel B. Mason, MD](#)
[An Pan, PhD](#)
[Mark Pereira, PhD, MPH](#)
[Sue A. Shapses, PhD, RD](#)
[Paul A. M. Smeets, PhD](#)
[Bruno Sunguya, MD, PhD](#)
[Clara Thomas, PhD](#)
[Xuehong Zhang, ScD, MSc, MBBS](#)

[Conflict of Interest Statements for AJCN Editors](#)

[Christopher P. Duggan, MD, MPH](#)

Editor-in-Chief



[Learn more about Dr. Duggan and AJCN](#)

[Deirdre K. Tobias, ScD](#)

Academic Editor



Please tell us about yourself:

I am an Assistant Professor and nutrition epidemiologist at the Brigham and Women's Hospital and Harvard Medical School. I also teach and collaborate with the Harvard TH Chan School of Public Health, where I received my doctorate degree. I grew up in Seattle and played lacrosse in college on the East Coast, and have been in Boston since. I have two active young children, and am learning how to be a hockey Mom. I also volunteer for our town's community farm, and enjoy promoting the benefits of connecting with good food grown locally.

<https://ajcn.nutrition.org/ajcnut-ed-board> (downloaded 20 October 2024)

[Editorial Board Members](#)

- Tahmeed Ahmed PhD
BRAC University, Dhaka, Bangladesh
- Dominik Alexander PhD
EpidStat Institute, Ann Arbor, Michigan, United States of America
- David Allison PhD
Indiana University Bloomington, Bloomington, Indiana, United States of America
- Lydia A. Bazzano MD, PhD, MPH
Tulane University School of Public Health and Tropical Medicine, New Orleans, Louisiana, United States
- [Jennie Brand-Miller PhD](#)
[The University of Sydney](#) School of Life and Environmental Sciences, Camperdown, Australia
- Eran Elinav MD PhD
Weizmann Institute of Science, Rehovot, Israel
- William S. Harris PhD
OmegaQuant, Sioux Falls, South Dakota, United States of America
- Alp Ikizler MD
Vanderbilt University School of Medicine, Nashville, Tennessee, United States of America
- Faidon Magkos MSc PhD
University of Copenhagen, København, Denmark
- Bettina Mittendorf PhD
Washington University in St Louis School of Medicine, Saint Louis, Missouri, United States of America
- Martha Mwangome PhD
KEMRI-Wellcome Trust Research Programme Nairobi, Nairobi, Kenya
- Elizabeth Parks PhD
University of Missouri School of Medicine, Columbia, Missouri, United States of America
- Kathleen Rasmussen ScD
Cornell University, Ithaca, New York, United States of America
- Baukje de Roos PhD
University of Aberdeen School of Medicine Medical Sciences and Nutrition, Aberdeen, United Kingdom
- Philipp Schütz MD, MPH
University of Basel Faculty of Medicine, Basel, Switzerland
- Stanley Zlotkin MD, PhD, FRCP(C)
University of Toronto, Toronto, Ontario, Canada



EXTERNAL INTERESTS POLICY 2010

The Vice-Chancellor and Principal, as delegate of the Senate of the University of Sydney, adopts the following policy.

Dated: 15 October 2010

Last amended: 1 June 2017 (administrative amendments only)

1 October 2021 (administrative amendments)

28 September 2022 (administrative amendments)

Name: Dr Michael Spence

Prof. Mark Scott

Current policy approver: Vice-Chancellor and President

15 Public declaration of external interests

Staff members or affiliates whose external, personal or financial interests actually, or potentially, impact or might be perceived to impact upon the objectivity of any academic presentation or publication in which the staff member or affiliate is involved must ensure that the presentation or publication is accompanied by a public declaration of the relevant interest.

16 Failure to declare

- (1) Failure fully to disclose information about a conflict of interests may constitute misconduct and result in disciplinary action being taken by the University.
- (2) Failure fully to disclose and appropriately manage a conflict of interests may be regarded as corrupt conduct under the [Independent Commission Against Corruption \(ICAC\) Act 1988.](#)

p. 6 <https://www.sydney.edu.au/policies/showdoc.aspx?recnum=PDOC2011/75&RendNum=0>

JBM, her CPC boss Stephen Simpson AC and Stephen Colagiuri have seriously breached *Research Code of Conduct*

20 Definition of research misconduct

- (1) Research misconduct is a serious breach of this policy which is also:
 - (a) intentional;
 - (b) reckless; or
 - (c) negligent.
- (2) Examples of conduct which may amount to research misconduct include any of the following on the part of a researcher:
 - (a) fabrication, falsification, or deception in proposing, carrying out or reporting the results of research;
 - (b) plagiarism in proposing, carrying out or reporting the results of research;
 - (c) failure to declare or manage a serious conflict of interests;
 - (d) avoidable failure to follow research proposals as approved by a research ethics committee, particularly where this failure may result in unreasonable risk to humans, animals or the environment, or breach of privacy;
 - (e) wilful concealment or facilitation of research misconduct by others;
 - (f) misleading attribution of authorship;
 - (g) intentional, unauthorised taking, sequestration or material damage to any research-related property of another;
 - (h) deliberate conduct of research without required human ethics committee approval;
 - (i) conduct of research involving animals without required animal ethics committee approval;
 - (j) risking the safety of human participants or the wellbeing of animals or the environment; and
 - (k) deviations from this policy which occur through gross or persistent negligence.

p. 24 <https://www.sydney.edu.au/policies/showdoc.aspx?recnum=PDOC2013/321&RendNum=0>

Code of Conduct

Guidelines, Policy and Procedures for Fellows, employees, workers and participants in Academy activities



Current 28 June 2022

Values

The work of the Academy is underpinned by **core values** of:

- Respect
- **Honesty and integrity**
- **Scientific and professional excellence**
- Freedom of participation and intellectual pursuit
- Merit-based award and reward
- Equality of opportunity, regardless of age, race, nationality, gender, sexuality, religion, disability, ethnicity, marital status, political affiliation, or culture
- Freedom of expression, within the bounds of the law and the values of respect and honesty

Code of conduct

Academy Fellows and others employed by, involved with or representing the Academy in any capacity (including candidates for Fellowship and Academy awards) are **expected to maintain a standard of conduct in their dealings with and on behalf of the Academy that is consistent with the Academy's values and which upholds the high-standing and reputation of the Academy in the community.**

In other words, Academy Fellows, Employees, Workers and Participants in Academy activities are expected to treat others with courtesy and respect and to be mindful of and **proactively uphold the Academy's values.**

Upholding these values requires individuals to maintain an awareness of their own conduct and interaction with others when representing or participating in Academy activities and at other times.

It also requires an awareness of the conduct of others and, where such conduct is violating the Academy's values and impacting negatively on others, it requires a willingness to intervene directly or through alerting relevant officials in order to promptly address the situation.

The Academy's Code of Conduct includes particular expectations for different groups .

Academy Fellows

When representing the Academy, involved in Academy activities and at other times, **Fellows are expected to:**

- Abide by their obligations to serve the Academy according to its Charter and Bye-Laws.
- Uphold the reputation and standing of the Academy within the community as an independent, authoritative body comprising a Fellowship of Australia's leading scientists.
- Respect requests for confidentiality of Academy documents and information.
- Support Academy employees and officers in the conduct of their duties.
- Uphold the reputation and standing of other Fellows of the Academy as scientists elected by their peers on the basis of outstanding contributions to their field or to science generally.
- Uphold and support the integrity of the Academy's processes, whether election of Fellows, development of policy advice, assessment of awards, engagement with industry, or nominations for Australian or international committees .
- Uphold and support the Academy's priorities; for example gender equity in STEM, and support for early- and mid-career researchers.
- Refrain from making public comment on behalf of the Academy unless duly authorised by a member of the Academy's Executive Committee of Council (EXCOM).
- Not represent themselves as experts outside their area of expertise.
- **Declare any real or potential conflict of interest that may impact or be perceived to impact the fulfilment of duties or academic independence.**
- Respect the Academy's partners and stakeholders in government, industry and academia. This includes an expectation that Fellows will exercise judgement in moderating or refraining from sharing private views on particular individuals, organisations or political parties when these views may be connected with or reflect on the Academy.
- **Be willing to use their standing as senior scientists and Fellows of the Academy to ensure that this Code is upheld by others;** for example, by intervening in cases of bullying, discrimination, harassment or inappropriate language.

Big Sugar, Big Pharma: Sydney University compromised by academic research breach

by Andrew Gardiner | Mar 27, 2024 | Business, Latest Posts



Sydney University and Novo Nordisk Image: Wikipedia & Novo Nordisk

Listen to this story

Sydney University has stonewalled claims of failing to police serious conflicts of interest in its academic research which may have benefited Big Sugar and Big Pharma companies such as Novo Nordisk. Who knew what and when, asks **Andrew Gardiner**.

The veil of secrecy around Jennie Brand-Miller – star nutrition academic and for years the face of low glycaemic index (low GI) diets – has been lifted, and it's far from flattering. After months of obstruction, MWM can now confirm that 'Dr Jennie', as she's affectionately known, has been married to John Miller (for decades until 2013), the **medical director of Novo Nordisk Pharmaceuticals Australasia** from the late 1980s through to at least 2017.

Why does this matter? Economist and kane of Big Pharma and Sydney University, Rory Robertson, believes Dr Jennie – who popularised sugary, high-carb ('low GI') diets as **somehow reverse blood sugar** – helped cause a 'public health disaster' of high blood sugar, obesity and rampant type two diabetes (T2D) among Australians, in turn generating a market for Novo Nordisk, the leading seller of insulin used to treat T2D.

Robertson insists that dozens of Brand-Miller's 'peer-reviewed' published papers are based on erroneous and/or misconstrued data and that other, more credible studies associate sugary, high-carb diets with high blood sugar, obesity and T2D, stating that:

“It has been known at the highest level of medical science and by competent GPs for a century that no-sugar, low-carbohydrate diets ‘reverse’ or ‘fix’ T2D.”

A conflict of interest?

The central point of this investigation is not that Brand-Miller acted in bad faith but that her employer Sydney University, despite being notified many times by Robertson, failed to ensure that the academic complied with university policy on disclosing conflicts of interest, namely her close, very close association with a company which derived financial benefits from selling diabetes medication.

Brand-Miller did not declare what was a serious conflict of interest over the 2011 paper at the centre of this controversy. **The Australian Paradox**, despite enjoying what Robertson calls “a major multi-decade boost to her household income from her life/financial partner (John Miller’s) high-level employment driving Novo Nordisk’s diabetes drug sales.”

MWM is not suggesting the Millers have acted unethically or allowed any personal relationship to affect their professional work, but it should be noted that Novo Nordisk, the 23rd most valuable company in the world with a profit of \$US22.24B for the year ending March 2023, appears not to have been displeased with the scholarly work.

For his part, John Miller also failed to openly acknowledge his marriage to Brand-Miller – despite clear conflict of interest implications – when it was his turn to write a PhD dissertation at UNSW in 1989. Miller was already working for Novo Nordisk’s predecessor at the time, and his PhD was co-supervised by a Dr J.C. Brand.

That’s right, readers: in a triumph of arms-length academic integrity, John Miller’s supervisor was none other than his spouse, Jennie Brand-Miller. MWM confirmed the pair’s **collaboration and marriage** via documents helpfully available online (the latter has since mysteriously vanished from the University of Sydney’s website).

“Amazingly, John Miller acquired a UNSW PhD and ‘expert’ status under the (hidden) ‘supervision’ of his own wife while embedded in the Human Nutrition Unit at the University of Sydney with the Unit’s taxpayer-funded facilities gifted to him by his wife’s boss, Stewart Truswell – notably the main scientific author for decades of our influential Australian Dietary Guidelines – all while Miller was employed by CSL Novos, soon to be Novo Nordisk Australasia,” Robertson told MWM.

Robertson says the Millers’ union has long been ‘common knowledge’ around the corridors of Sydney University’s Human Nutrition Unit and the Charles Perkins (medical research) Centre (the latter subsumed the former from 2012), yet the university appears to have given Brand-Miller what he calls:

“a decades-long free pass to hide her links to Novo Nordisk and its predecessors, allowing her to carefully exclude it from conflict-of-interest disclosures she published in hundreds of formal diet-and-health papers, in clear violation of university policy.”

“The global nutrition, scientific and medical communities are still haplessly unaware that Brand-Miller’s sugary low-GI diet research was conducted under the cloud of the Novo Nordisk conflict,” he added.

A (sugar) scandal in the making?

With their marriage confirmed, we can sum up what appears to be a hitherto insoluble headache for public health, government waste and academic integrity: Jennie Brand-Miller: (a) popularised sugary, high-carb ‘low GI’ diets, (b) wrongly, in the eyes of many, eviscerated sugar as a key driver of Australia’s diabetes/obesity epidemic, and (c) may have derived a financial benefit as she and her husband made money from the latter’s work in a company which sells the (insulin) T2D drug treatment.

This could turn out to be a massive scandal ... if anyone will listen, says Robertson.

<https://michaelwest.com.au/sydney-uni-big-pharma-conflict-of-interest/>

The classic *Australian Paradox* fraud: dishonest false “finding”, sham COI disclosure and harm to public health

For a decade, corrupt superstar JBM, her CPC boss Stephen Simpson AC and her former boss Stewart Truswell – have dishonestly insisted that **Australian (per capita) sugar consumption suffered a “consistent and substantial decline” between 1980 and 2010**, so can’t be blamed for our obesity (or T2D) epidemic. JBM’s *Australian Paradox* charts are reproduced below and overleaf. JBM and Simpson AC insist that up is down, thus falsely exonerating modern doses of sugar as a key driver of Australia’s obesity and T2D disasters, further fuelling “diabesity” and Novo’s drug sales.

A relatively new - shamefully dishonest - aspect of this classic research fraud has been **USyd VC and Go8 Chair Mark Scott** pretending that JBM has not breached his *External Interests Policy*. In the *Paradox* paper’s *Acknowledgements* (below), JBM advertises her pop-sci *Low GI Diet* books, while **hiding her real conflict of interest**: the major boost to her household income then still flowing from her life/financial partnership with Novo Australasia’s long-time Medical Director. A long-overdue proper step towards increased scientific integrity would take as little as someone with authority – a senior *AJCN* official? – writing a brief letter to *Nutrients* journal advising the faulty *Australian Paradox* paper’s **formal retraction**.

The Australian Paradox: A Substantial Decline in Sugars Intake over the Same Timeframe that Overweight and Obesity Have Increased

by Alan W. Barclay¹ and Jennie Brand-Miller^{2,*}

¹ Australian Diabetes Council, 26 Arundel Street, Glebe, NSW 2037, Australia

² School of Molecular Bioscience and Boden Institute of Obesity, Nutrition and Exercise, University of Sydney, NSW 2006, Australia

* Author to whom correspondence should be addressed.

Nutrients 2011, 3(4), 491-504; <https://doi.org/10.3390/nu3040491>

Figure 4. 24 h mean intake (g) of total sugars, sugary products, confectionery and non-alcoholic beverages * by Australian children in 1985, 1995 and 2007 [5,19]. Note: the age categories used for comparison were 10-15 year old children in years 1985 and 1995, the 2007 figure is an average between intakes of 9-13 year and 14-16 year categories.


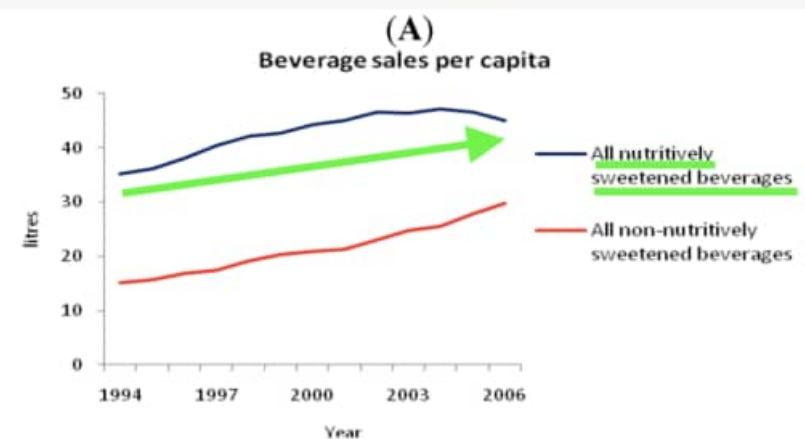


Figure 5. Time trends in sales of nutritively sweetened beverages and non-nutritively sweetened beverages in grocery stores, expressed as (A) per capita volume sold in liters and as (B) a percentage of total volume sold [15,28,29,30].



JBM’s extraordinarily faulty *Australian Paradox* paper helps Novo Nordisk sell T2D and obesity drugs. Novo-conflicted JBM published sham COI statements in 100+ papers, duping *ACJN*, *Nutrients* and many other journals

5. Conclusions

The present analysis indicates the existence of an Australian Paradox, i.e., an inverse relationship between secular trends in the prevalence of obesity prevalence (increasing by ~300%) and the consumption of refined sugar over the same time frame (declining by ~20%). The findings challenge the implicit assumption that taxes and other measures to reduce intake of soft drinks will be an effective strategy in global efforts to reduce obesity.

Acknowledgements

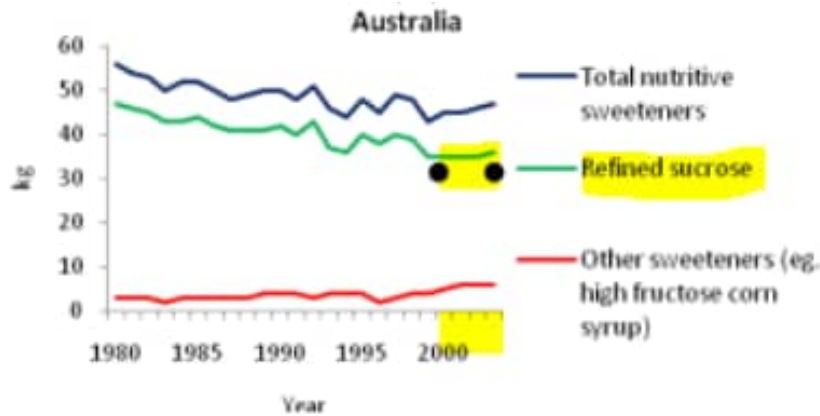
This study was a Masters of Nutrition and Dietetic project conducted by Laura Owens and co-supervised by AWB and JBM.

AWB is a co-author of one of the books in The New Glucose Revolution book series (Hodder and Stoughton, London, UK; Marlowe and Co., New York, NY, USA; Hodder Headline, Sydney, Australia and elsewhere): Diabetes and Pre-diabetes handbook, and is a consultant to a not-for-profit GI-based food endorsement program in Australia.

JBM is a co-author of The New Glucose Revolution book series (Hodder and Stoughton, London, UK; Marlowe and Co., New York, NY, USA; Hodder Headline, Sydney, Australia and elsewhere), the Director of a not-for-profit GI-based food endorsement program in Australia and manages the University of Sydney GI testing service.

<https://www.mdpi.com/2072-6643/3/4/491>

The past decade has brought an amazing procession of distinguished careerists and USyd Vice-Chancellors dishonestly pretending a conspicuously flat, faked/invalid/faulty/unreliable/dead-ending 2000-2003 sugar series is valid and reliable.



Source: Figure 2A in *Australian Paradox* <http://www.australianparadox.com/pdf/OriginalAustralianParadoxPaper.pdf>

That JBM's data above for 2000-03 are conspicuously flat/made-up/faked/unreliable/dead-ending – somehow "existing" despite the ABS discontinuing as unreliable its sugar series after 1998-99, after 60 years! - is self-evident but the FAO quickly provided written confirmation, after I wrote to it and *inquired* way back in 2012. (Several letters in link below.)

LETTER 4

From: **Moreno Garcia, Gladys (ESS)** <Gladys.MorenoGarcia@fao.org>
Date: Mon, Feb 13, 2012 at 9:43 PM
Subject: **FW: quick question on basic australian sugar data**
To: "strathburnstation@gmail.com" <strathburnstation@gmail.com>
Cc: "Rummukainen, Kari (ESS)" <Kari.Rummukainen@fao.org>

Dear Rory

The "apparent consumption" or better 'food availability' can be found under Faostat Food Supply or Food Balance Sheet domains up to year 2007.

Food supply

<http://faostat.fao.org/site/345/default.aspx>

Food balance sheet

<http://faostat.fao.org/site/354/default.aspx>

In the case of Australia I have looked at the time series and there is some food of Sugar & syrups nes and Sugar confectionary the biggest amounts are under **Refined Sugar** where data is with symbol **!** but it is calculated with following note:

!calc.on 37 kg.per cap. as per last available off. year level (1999)

The figure for 1999 and for earlier years come from; ABS - APP. CONS. OF FOODSTUFFS.

Regards

Gladys C. Moreno G.
Statistician
C-428
Statistics Division
Food and Agriculture Organization of the United Nations
? E-mail: Gladys.MorenoGarcia@fao.org
É Phone: 00 39 06 57052548
Fax: 00 39 06 57055615
<http://www.fao.org/economic/statistics>

<https://www.australianparadox.com/pdf/FAOfalsifiedsugar.pdf>

<http://www.australianparadox.com/pdf/RR-response-to-inquiry-report.pdf>

Back in 2014, University of Sydney management used **Investigator Robert Clark AO** to dishonestly "disappear" my hard written evidence confirming **the FAO's invention of fake data** (that is, no actual counting occurred). But Clark "threw me a bone" by recommending that a new paper be written that "**specifically addresses and clarifies the key factual issues examined in this Inquiry**". **JBM's boss Stephen Simpson AC and former boss Stewart Truswell** (father of *Australian Dietary Guidelines*) – **together representing "the Faculty"** - oversaw "an update" that **dishonestly avoided** the issue of misrepresented and faked data, instead publishing a new paper promoting a new **faked "Greenpool" sugar series** concocted by industry shonk **Bill Shrapnel**: <https://www.australianparadox.com/pdf/New-nonsense-based-sugarreport.pdf> ; pp. 34-37 <https://www.australianparadox.com/pdf/Big-5-year-update-Feb-2017.pdf>

Novo Nordisk corrupted University of Sydney's diet-and-health "science" by simply buying its "scientists"

Practitioners know corrupt activity is best kept hidden. JBM's USyd bosses and co-authors for decades allowed JBM to hide her massive Novo Nordisk conflict of interest, keeping the global scientific, medical and diabetes communities in the dark. That remains the case. JBM published 100+ formal diet-and-health papers and pop-sci *Low GI Diet* books pushing her pro-Novo, pro-obesity, pro-T2D false claims - including (i) "There is **absolute consensus** that sugar in food does not cause [type 2] diabetes"; (ii) modern doses of sugar intake did **not** play an important role in the big uptrend in Australian obesity rates over the period 1980-2010; and (iii) sugary high-carbohydrate "Low GI" diets are excellent for T2D victims - while she secretly enjoyed growing household income via Novo boss John Miller's (her life/financial partner's) growing success as our T2D disaster unfolded, rising from a pioneer in the trade to Australia's greatest-ever diabetes-drug seller.

I was stunned in 2017 to find that Charles Perkins Centre boss, **Stephen Simpson AC** - who oversaw JBM's response to **Robert Clark AO's** recommendation she write a new *Australian Paradox* paper that "**specifically addresses and clarifies**" factual issues around misrepresented and faked data - had dishonestly assisted JBM to pretend she'd been asked to **update** her extraordinarily faulty paper, while helping to place newly faked data and a false "finding" into *AJCN*.

I have, however, identified a number of 'lessons learnt' from this case and I recommend that these be considered by the University and discussed with Professor Brand-Miller and Dr Barclay at Faculty level. In particular, I recommend that the University consider requiring Professor Brand-Miller and Dr Barclay to prepare a paper for publication, in consultation with the Faculty, that specifically addresses and clarifies the key factual issues examined in this inquiry. This new paper should be written in a constructive manner that respects issues relating to the data in the Australian Paradox paper raised by the Complainant.

p. 4/86 <https://www.australianparadox.com/pdf/australian-paradox-report-redacted.pdf>

DECLINING CONSUMPTION

We thank Gina Levy and Bill Shrapnel for making the raw data from their earlier study available (27). We thank Alistair Senior, who gave statistical advice, and Anna Rangan, Jimmy Louie, Stephen Simpson, and Stewart Truswell, who gave constructive comments on the draft manuscript.

The authors' responsibilities were as follows—JCB-M: had primary responsibility for the final content of the manuscript; and both authors: designed and conducted the research, analyzed the data, performed the statistical analysis, wrote the manuscript, and read and approved the final manuscript. JCB-M is President of the Glycemic Index Foundation and manages a food-testing service at the University of Sydney. JCB-M and AWB are co-authors of books about the glycemic index of foods. AWB is a consultant to the Glycemic Index Foundation and Merisant (Australasia) and is a member of the Scientific Advisory Boards of Roche and Nestle (Australasia). AWB received an honorarium from Coca-Cola Ltd. for a presentation in 2011. JCB-M reported no conflicts of interest related to the study.

[https://ajcn.nutrition.org/article/S0002-9165\(22\)04831-6/pdf](https://ajcn.nutrition.org/article/S0002-9165(22)04831-6/pdf)

ACKNOWLEDGMENTS

My first professor, Ron Edwards gave me my first taste of confidence; my next professor, Stewart Truswell, gave me more still. Dr Dorothy Mackerras showed me how to write an NHMRC application. Professor Wayne Bryden encouraged me to apply for Associate Professorship when it was the last thing on my mind. Professor Graeme Clark gave me the gift of hearing. Professor Stephen Simpson has stood quietly by me through the challenges of the last few years.

16

BRIEF CURRICULUM VITAE - The University of Sydney
Google: Brand Miller CV syd.edu

<https://www.australianparadox.com/pdf/USyd-Misconduct-June19.pdf>

I didn't initially understand why the Academic Director of the Charles Perkins Centre would be so dishonest. It then emerged that as he was rescuing JBM's career and expanding the shonky pro-Novo *Australian Paradox* false exoneration of sugar into *AJCN*, JBM's husband's firm Novo Nordisk was **funding Simpson AC's takeover of Obesity Australia (OA)**, with Simpson then made Director of OA. **Utterly corrupt, Simpson kept his eye on growing his career (pp. 39-41).**

The harmful misconduct protected by University management has been reported by only a few brave journalists:

- ABC TV's *Lateline* on the extraordinary *Australian Paradox* sham <https://www.youtube.com/watch?v=OwU3nOFo44s> ;
- <https://www.abc.net.au/listen/programs/backgroundbriefing/independent-review-finds-issues-with-controversial-sugar-paper/5618490> ;
- <https://www.theaustralian.com.au/higher-education/uni-challenged-on-highcarb-research-claims/news-story/dc3afcd39b4fc4b0ce7d67d8372148d8> ;
- <https://www.afr.com/policy/health-and-education/a-diet-obsessed-economist-scores-a-win-against-sydney-university-20200720-p55drv> ;
- <https://www.theaustralian.com.au/news/nation/university-of-sydney-threatens-to-ban-rory-robertson-over-sugar-dispute/news-story/0021115ba9b77f2e2e96e86f37ca7fd> ;
- <https://michaelwest.com.au/sydney-uni-big-pharma-conflict-of-interest/> ;
- <https://michaelwest.com.au/former-fattie-rory-robertson-ups-the-ante-on-sydney-unis-connections-with-big-sugar/> ;
- <https://www.smh.com.au/healthcare/research-causes-stir-over-sugars-role-in-obesity-20120330-1w3e5.html> ;
- <https://www.afr.com/companies/retail/heavyweights-in-big-fat-sugar-fight-20140801-i6ywg>

ABC AUDIENCE AND CONSUMER AFFAIRS
INVESTIGATION REPORT

Lateline story *Analysing The Australian Paradox: experts speak out about the role of sugar in our diets* and the ABC News online report *Australian Paradox under fire: Health experts hit out at Sydney Uni sugar study*.

13 April 2016

Complaint

Lateline breached the ABC's editorial standards for impartiality with its exclusive, critical focus on the Australian Paradox 2011 paper and failing to recognise updated and new data that supports the authors conclusions in that study. *Lateline* unduly favoured the perspective of that study's most prominent critic and adopted and promoted his critical assessment of the study. *Lateline* unduly favoured the perspectives of critics of the Australian Paradox, by presenting the strong criticism of data analytics expert Rory Robertson and a range of nutrition experts who all denounced its conclusions, and failed to present any dissenting view in support of the study.

OOOOO

We have confirmed that in telephone calls with both the ABS head of health research and her deputy, *Lateline* established that the series was discontinued because the methodology was no longer considered reliable as an indicator of actual added sugar consumed. The ABS did not have the resources to establish a new methodology that could properly and reliably analyse consumption. This conclusion also brought into question the reliability of the data series the ABS had been producing over time, which the FAO relied upon for its conclusions on Australian sugar consumption.

We observe Professor Clark's acknowledgement that the ABS ceased its data collection in 1999 "due to an unfunded need to update the methodology to account for changing consumption and production factors that were not captured (and which could presumably affect the accuracy of data points in years approaching this cessation point)" and "from my email exchange with ABS, I believe the ABS data collection ceased due to lack of resources to address an emerging **data reliability issue**."

Audience and Consumer Affairs is also satisfied that *Lateline* made reasonable efforts to confirm that, despite the fact the FAO stopped receiving data from the ABS in 1999, it continued to publish a series for Australian sugar supply/consumption for the 2000s by re-producing the ABS series from the previous decade.

2.1.1.1 RR statements

We are satisfied that Rory Robertson represented a principal relevant perspective on the issues examined in the broadcast. We note that he is a senior economist with one of the country's leading banks who is a highly credible and respected data analytics expert. It is our view that his extensive research on this issue and critical assessment of the Australian Paradox, particularly the data relied upon by its authors, is based on and substantiated by demonstrable evidence and is compelling.

Audience and Consumer Affairs has confirmed that *Lateline* met the editorial requirement for accuracy by making reasonable efforts to examine and critically assess the research that underpinned Mr Robertson's claims, prior to broadcasting them. That research included his email correspondence with the FAO, where he sought to specifically verify the sources of information upon which the FAO relied for its sugar series for Australia.

Mr Robertson established that the FAO's sugar series for Australia relied to a significant degree on ABS data for several decades until 1998-99, when the ABS discontinued its data collection on the grounds that it was unreliable. The responsible FAO researcher confirmed in writing to Mr Robertson that the FAO had used the last available figure of 35.7kg from its 1998-99 sugar series for Australia and continued to use it for subsequent years. That is, when the ABS stopped counting sugar after 1998-99, the FAO chose to continue publishing data, reproducing its 1999 figure again for 2000, and then continued publishing new data showing a figure of approximately 36kg per year. Audience and Consumer Affairs note that this absence of relevant, reliable data post 1999 appears to be confirmed in Figure 2 (A) of the Australian Paradox, in the form of the conspicuously flat line leading to 2003, where the series ends, despite the study spanning to 2010.

Despite the complainant's claim that Professor Clark's investigation "presents a comprehensive rebuttal of these allegations", we note his acknowledgement that the ABS ceased collecting data beyond 1999 because of its unreliability and his concern about the Australian Paradox authors' uncritical assessment "about the detailed methodology underpinning the FAO data in Figure 2, and had 'assumed' that it accounted for total sugar intake from their earlier research leading up to publication. I indicated that we both needed to check the facts."

<https://www.australianparadox.com/pdf/ABC-A-CA.pdf>

World-renowned Gerald Reaven ("Syndrome X") was warning against sugary high-carb for T2D victims in 1985

Way back in the 1980s when Novo's John J. Miller, Stephen Colagiuri and JBM were pioneering the "managing" of T2D victims with sugary high-carbohydrate "Low GI" diets **plus** injections of Novo's drug Insulin, world-renowned "Syndrome X" diabetologist Gerald Reaven was warning of the **"Deleterious metabolic effects of high-carbohydrate, sucrose-containing diets in patients with non-insulin-dependent diabetes mellitus [T2D]"**. He advised the avoidance of the sorts of sugary high-carbohydrate ("Low GI") diets the University of Sydney popularised: **"it seems prudent to avoid the use of low-fat, high-carbohydrate diets containing moderate amounts of sucrose in patients with NIDDM [T2D]"**.

Oh dear! The **Low GI Diet joint venture between Novo and the University of Sydney** has been a menace to public health. Spare a thought for the millions of T2D victims since the 1980s who were forced to suffer T2D, drugs and lifelong misery before an early death, never offered the prospect of remission via no-sugar low-carbohydrate diets (see [pp 27-32](#)).

Metabolism
Clinical and Experimental

Articles Publish About Contact

RESEARCH ARTICLE | VOLUME 34, ISSUE 10, P962-968, OCTOBER 1985 | Download Full Issue

Metabolic effects of added dietary sucrose in individuals with noninsulin-dependent diabetes mellitus (NIDDM)

Ann M. Coulston • Clarie B. Hollenbeck • C. Christopher Donner • Robin Williams • Yar-Ai M. Chiou • **Gerald M. Reaven**

DOI: [https://doi.org/10.1016/0026-0495\(85\)90146-5](https://doi.org/10.1016/0026-0495(85)90146-5)

Abstract **This paper is only available as a PDF. To read, Please Download here.**

Abstract

This study addresses the metabolic effects of sucrose in the diets of 11 individuals with noninsulin-dependent diabetes mellitus (NIDDM). Each of two dietary periods were 15 days in length, and contained 50% of the calories as carbohydrate, 30% as fat, and 20% as protein. The only variable between the two periods was the percentage of total calories as sucrose, 16% v 1%. Fasting blood samples were analyzed for plasma glucose and insulin as well as total plasma VLDL-, LDL- and HDL-cholesterol and triglyceride concentrations. In addition, postprandial blood samples were obtained for the measurement of plasma glucose, insulin and triglyceride concentrations. Fasting plasma glucose, insulin, and day-long insulin concentrations were similar between the two diets. However, the addition of sucrose in amounts comparable to those typically consumed by the general population resulted in significantly elevated day-long glucose ($P < 0.05$) and triglyceride ($P < 0.05$) responses, as well as elevated fasting total plasma cholesterol ($P < 0.001$), triglyceride ($P < 0.05$), VLDL-cholesterol ($P < 0.01$), and VLDL-triglyceride ($P < 0.05$) concentrations. LDL-cholesterol and HDL-cholesterol concentrations were unchanged during the added sucrose diet. It is clear that the consumption of diets containing moderate amounts of sucrose resulted in changes to plasma lipid and postprandial glucose concentrations that have been identified as risk factors for coronary artery disease. Therefore, it seems prudent at this time to advise patients with NIDDM to avoid added dietary sucrose.

[https://www.metabolismjournal.com/article/0026-0495\(85\)90146-5/abstract](https://www.metabolismjournal.com/article/0026-0495(85)90146-5/abstract)

THE AMERICAN JOURNAL of MEDICINE
Official Journal of the American Society for Clinical Investigation

RESEARCH ARTICLE | VOLUME 82, ISSUE 2, P213-220, FEBRUARY 1987 | Download Full Issue

Deleterious metabolic effects of high-carbohydrate, sucrose-containing diets in patients with non-insulin-dependent diabetes mellitus

Ann M. Coulston, M.S. • Clarie B. Hollenbeck, Ph.D. • Arthur L.M. Swislocki, M.D. • Y-D Ida Chen, Ph.D. • **Gerald M. Reaven, M.D.**

DOI: [https://doi.org/10.1016/0002-9343\(87\)90058-1](https://doi.org/10.1016/0002-9343(87)90058-1)

Abstract **This paper is only available as a PDF. To read, Please Download here.**

Abstract

The effects of variations in dietary carbohydrate and fat intake on various aspects of carbohydrate and lipid metabolism were studied in patients with non-insulin-dependent diabetes mellitus (NIDDM). Two test diets were utilized, and they were consumed in random order over two 15-day periods. One diet was low in fat and high in carbohydrate, and corresponded closely to recent recommendations made by the American Diabetes Association (ADA), containing (as percent of total calories) 20 percent protein, 20 percent fat, and 60 percent carbohydrate, with 10 percent of total calories as sucrose. The other diet contained 20 percent protein, 40 percent fat, and 40 percent carbohydrate, with sucrose accounting for 3 percent of total calories. Although plasma fasting glucose and insulin concentrations were similar with both diets, incremental glucose and insulin responses from 8 a.m. to 4 p.m. were higher ($p < 0.01$), and mean (\pm SEM) 24-hour urine glucose excretion was significantly greater (55 ± 19 versus 26 ± 4 g/24 hours $p < 0.02$) in response to the low-fat, high-carbohydrate diet. In addition, fasting and postprandial triglyceride levels were increased ($p < 0.001$ and $p < 0.05$, respectively) and high-density lipoprotein (HDL) cholesterol concentrations were reduced ($p < 0.02$) when patients with NIDDM ate the low-fat, high-carbohydrate diet. Finally, since low-density lipoprotein (LDL) concentrations did not change with diet, the HDL/LDL cholesterol ratio fell in response to the low-fat, high-carbohydrate diet. These results document that low-fat, high-carbohydrate diets, containing moderate amounts of sucrose, similar in composition to the recommendations of the ADA, have deleterious metabolic effects when consumed by patients with NIDDM for 15 days. Until it can be shown that these untoward effects are evanescent, and that long-term ingestion of similar diets will result in beneficial metabolic changes, it seems prudent to avoid the use of low-fat, high-carbohydrate diets containing moderate amounts of sucrose in patients with NIDDM.

[https://www.amjmed.com/article/0002-9343\(87\)90058-1/abstract](https://www.amjmed.com/article/0002-9343(87)90058-1/abstract)

Here's a highly relevant extract from Gary Taubes's 2008 masterpiece, *Good Calories, Bad Calories*

Jenkins and Wolever's research, first published in 1981, led to a surprisingly vitriolic debate among diabetologists on the value of the glycemic index as a guide to controlling blood sugar. Reaven argued that the concept was worthless if not dangerous: saturated fat, he argued, has no glycemic index, and so adding saturated fat to sugar and other carbohydrates will lower their glycemic index and make the combination appear benign when that might not quite be the case. "Ice cream has a great glycemic index, because of the fat," Reaven observed. "Do you want people to eat ice cream?" Reaven also disparaged the glycemic index for putting the clinical focus on blood sugar, whereas he considered insulin and insulin resistance the primary areas of concern. The best way for diabetics to approach their disease, Reaven insisted, was to restrict all carbohydrates.

Paradoxically, the glycemic index appears to have had its most significant influence not on the clinical management of diabetes but on the public perception of sugar itself. The key point is that the glycemic index of sucrose is lower than that of flour and starches—white bread and potatoes, for instance—and fructose is the reason why. The carbohydrates in starches are broken down upon digestion, first to maltose and then to glucose, which moves directly from the small intestine into the bloodstream. This leads immediately to an elevation of blood sugar, and so a high glycemic index. Table sugar, on the other hand—i.e., sucrose—is composed of both glucose and fructose. To be precise, a sucrose molecule is composed of a single glucose molecule bonded to a single fructose molecule. This bond is broken upon digestion. The glucose moves into the bloodstream and raises blood sugar, just as if it came from a starch, but the fructose can be metabolized only in the liver, and so most of the fructose consumed is channeled from the small intestine directly to the liver. As a result, fructose has little immediate effect on blood-sugar levels, and so only the glucose half of sugar is reflected in the glycemic index.

That sugar is half fructose is what fundamentally differentiates it from starches and even the whitest, most refined flour. If John Yudkin was right that sugar is the primary nutritional evil in the diet, it would be the fructose that endows it with that singular distinction. With an eye toward primitive diets transformed by civilization, and the change in Western diets over the past few hundred years, it can be said that the single most profound change, even more than the refinement of carbohydrates, is the dramatic increase in fructose consumption that comes with either the addition of fructose to a diet lacking carbohydrates, or the replacement of a large part of the glucose from starches by the fructose in sugar.

Because fructose barely registers in the glycemic index, it appeared to be the ideal sweetener for diabetics; sucrose itself, with the possible excep-

Novo drug-seller John Miller was USyd diabetes guru Stephen Colagiuri's main scientific collaborator before Colagiuri became Miller's wife JBM's main scientific collaborator, and co-author of her millions-selling sugary *Low GI Diet* books

THE LANCET

Submit Article Log in

ORIGINAL ARTICLES | VOLUME 339, ISSUE 8807, P1432-1435, JUNE 13, 1992

Double-blind crossover study in patients reporting lack of awareness of hypoglycaemia on changing from porcine to human insulin

S. Colagiuri, FRACP, J.J. Miller, PhD

Published: June 13, 1992 • DOI: https://doi.org/10.1016/S0140-6736(92)92028-E

J.J. Miller

Affiliations
Novo Nordisk Pharmaceuticals, North Rocks, United States

Search for articles by this author

Abstract

Article info

Abstract

There has been much debate about reports that some insulin-treated diabetic patients lose awareness of hypoglycaemic symptoms on changing from porcine to human insulin. In a double-blind, crossover study, we sought differences between porcine and human insulin in the frequency and characteristics of hypoglycaemic episodes among patients who reported a reduction of awareness of hypoglycaemia after changing treatment. We studied 50 patients referred by their physicians because of complaints of lack of awareness of hypoglycaemia on human insulin. They had had diabetes for a mean of 20 (SD 12) years and 70% had good or acceptable glycaemic control. Each patient was treated in a double-blind manner for four 1-month periods, two with human and two with porcine insulin, in random order. Only 2 patients correctly identified the sequence of insulin treatments used; 8 or 9 would have been expected to do so by chance alone. The mean percentage of hypoglycaemic episodes associated with reduced or absent awareness was 64% (SD 30%) for human insulin and 69% (31%) for porcine insulin. We could find no statistically significant differences between the insulin species with respect to glycaemic control or the frequency, timing, severity, or awareness of hypoglycaemia. Reduced hypoglycaemia awareness is common with both human and porcine insulins.

[https://www.thelancet.com/journals/lancet/article/PII0140-6736\(92\)92028-E/fulltext](https://www.thelancet.com/journals/lancet/article/PII0140-6736(92)92028-E/fulltext) (NB. It's worth investigating exactly what explains the shift in JJM's Novo address, from "North Rocks, NSW 2151" to "North Rocks, United States". Deliberate deception? See p. 77)

Novo's John J. Miller – who became Australia's greatest-ever diabetes-drug seller - and collaborator Colagiuri hid Novo COI from *AJCN* while pioneering the feeding of sugar to T2D patients, ignoring "fructose loophole"



The American Journal of Clinical Nutrition

Volume 50, Issue 3, September 1989, Pages 474-478



Original Research Communications: General: Carbohydrates

Metabolic effects of adding sucrose and aspartame to the diet of subjects with noninsulin-dependent diabetes mellitus

S. Colagiuri¹, J.J. Miller¹, R.A. Edwards¹

Show more

+ Add to Mendeley Share Cite

<https://doi.org/10.1093/ajcn/50.3.474>

Get rights and content

ABSTRACT

This study compared the effects of adding sucrose and aspartame to the usual diet of individuals with well-controlled noninsulin-dependent diabetes mellitus (NIDDM). A double-blind, cross-over design was used with each 6-wk study period. During the sucrose period, 45 g sucrose (9% of total daily energy) was added, 10 g with each main meal and 5 g with each between-meal beverage. An equivalent sweetening quantity of aspartame (162 mg) was ingested during the aspartame period. The addition of sucrose did not have a deleterious effect on glycaemic control, lipids, glucose tolerance, or insulin action. No differences were observed between sucrose and aspartame. Sucrose added as an integral part of the diabetic diet does not adversely affect metabolic control in well-controlled NIDDM subjects. Aspartame is an acceptable sugar substitute for diabetic individuals but no specific advantage over sucrose was demonstrated.

<https://www.sciencedirect.com/science/article/abs/pii/S0002916523435800?via%3Dihub>

Importance of glycemic index in diabetes^{1–3}

Janette C Brand Miller

ABSTRACT To date there are 11 medium to long-term studies that have specifically used the glycemic index (GI) approach to determine the clinical gains in diabetes or lipid management. All but one study produced positive findings. On average, low-GI diets reduced glycosylated hemoglobin by 9%, fructosamine by 8%, urinary C-peptide by 20%, and day-long blood glucose by 16%. Cholesterol was reduced by an average of 6% and triglycerides by 9%. These are modest improvements but so too were the changes to the diet. Unlike high-fiber diets, low-GI diets are “user friendly.” As part of studies on the GI of foods, we determined the glycemic and insulin responses to 44 foods containing simple sugars. Their mean (\pm SE) GI was 62 ± 14 , which compares favorably with bread (GI = 73, glucose = 100). There was often no difference in the GI between the sweetened and unsweetened product. The time has come to reassess the value of GI in planning meals for diabetics. *Am J Clin Nutr* 1994;59(suppl):747S–52S.

KEY WORDS Glycemic index, sucrose, diet, diabetes

Introduction

One of the major aims of diabetes therapy is to normalize the blood glucose profile, including both the fasting and postprandial blood glucose concentrations. It was not long ago that we believed starchy foods provoked much lower glycemic responses than did sugars, and thus sugars were restricted. In reality the picture is more complex. Many starchy foods elicit responses as high as a similar load of glucose. Glycemic index (GI) is a concept that ranks foods on the basis of their acute glycemic impact (1). Potatoes have a high GI and legumes have a low GI. The underlying premise is that meals for individuals with diabetes should emphasize low-GI foods, ie, foods that produce minimal fluctuations in blood glucose. At present, however, the GI approach has not been accepted as a useful tool in diabetes management by the majority of scientists. Monounsaturated fatty acids are much more fashionable despite the dearth of long-term studies in subjects with diabetes (2). In the last few years the GI approach has been subjected to a great deal of scrutiny and the purpose of this review is to summarize the findings. The discussion will focus on two aspects: chronic feeding studies in which the GI of the overall diet has been deliberately manipulated, and our acute studies of the GI of foods containing sucrose.

There is a widespread belief that GI may be useful in the comparison of single foods but that addition of fat, protein, and other foods renders the concept useless in meal planning (3, 4). In 1986 when the National Institutes of Health (NIH) consensus confer-

ence on diet and exercise in non-insulin-dependent diabetes mellitus (NIDDM) recommended against the use of GI in the dietary management of diabetes (5), the main criticisms were that no differences were apparent when individual carbohydrate foods were eaten as part of a mixed meal, and, second, there were no studies showing long-term benefits.

In the intervening 5 y these issues have been addressed. There are now ≥ 15 studies on mixed meals and 11 medium- to long-term studies using the GI approach. There are a few studies that have failed to show any differences in glycemic response when foods of different GIs have been incorporated into mixed meals (3, 4, 6), but there are many more that show that GI is very predictable (7–17). The usefulness of the GI approach over the long term is a much more important question. The long-term studies are also directly applicable to the issue of mixed meals, because many have measured day-long variations in blood glucose in subjects on high- and low-GI diets. What gains can be expected if low-GI foods are substituted for high-GI foods in the diet of individuals with diabetes? Is any gain really due to an increase in fiber? If the GI approach is beneficial, is it impractical or too complex? Are low-GI foods unpalatable? Does it mean that high-GI foods, such as potato, must be excluded?

Chronic feeding studies using the GI approach

There are 11 studies that have specifically used the GI approach to determine the clinical gains in diabetes or lipid management (Table 1). Altogether 156 subjects have been studied: 63 with NIDDM, 45 with insulin-dependent diabetes mellitus (IDDM), and 42 with hyperlipidemia and 6 normal healthy individuals. All but one of the studies showed improvements in carbohydrate or lipid metabolism or both. The one negative study (24), however, achieved an overall GI reduction of only 6 units (my calculation). The others achieved a difference of at least double this and some investigators achieved reductions of 26–28 units. In other words, in the successful studies the GI of the average diabetic diet was lowered from ≈ 66 (glucose = 100) to ≤ 54 and sometimes to 38. This represents an exchange of $\geq 50\%$ of the carbohydrate from high- to low-GI foods.

¹ From the Human Nutrition Unit, Department of Biochemistry, University of Sydney, New South Wales, Australia.

² Supported by the Sydney University Nutrition Research Foundation, the Apex-Australian Diabetes Foundation, CSL-Novo Pty Ltd, CSR Refined Sugars Pty Ltd, Ricegrowers Cooperative Pty Ltd, and Kellogg Australia Pty Ltd.

³ Address reprint requests to JC Brand Miller, Department of Biochemistry, University of Sydney, New South Wales, 2006 Australia.

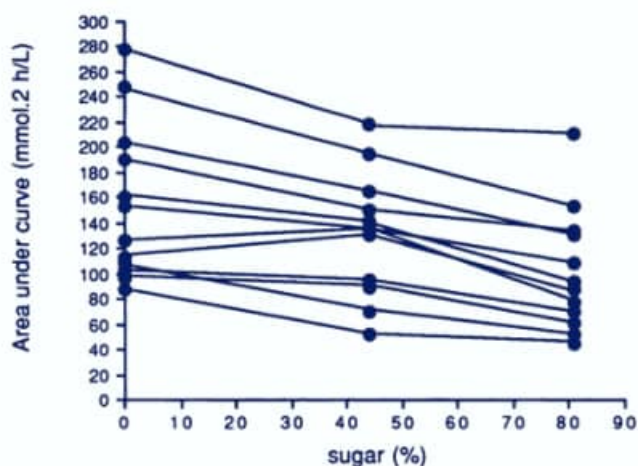


FIG 6. Individual changes in the incremental area under the plasma glucose curve after consumption of 52 g carbohydrate portions of meals based on Rice Bubbles (Kellogg Australia, Sydney, NSW) and 0%, 44% (21 g), and 80% (43 g) sucrose. Each point represents the mean of three challenges.

fiber contents. The GIs of muffins and a banana cake made with and without sugar were almost identical. However, dairy products such as low-fat milk and yogurt with added sugar had a higher GI than did those without added sugar.

The mean (\pm SE) GI of the foods containing sugar was 62 ± 14 and the mean insulin index 59 ± 19 (glucose = 100). Glycemic and insulin responses correlated well ($r = 0.8$, $P < 0.05$). This compares favorably with the GI of many starchy foods such as bread (GI = 73, glucose = 100) and cereal products that do not contain sugar. Fat reduces the glycemic response to foods, but most of the foods tested contained negligible amounts of fat. Furthermore, there was no evidence of rebound hypoglycemia after foods containing sugar (Fig 4). These findings suggest that many sugary foods produce no more rapid rises and falls in blood glucose than do starchy foods and should not compromise glycemic control. Indeed, theoretically, the addition of sucrose will lower the overall GI of the diet if it replaces wheat flour or foods with a higher GI.

To test this hypothesis we investigated the glycemic and insulin responses of 12 healthy individuals to an unsweetened high-GI breakfast cereal (Rice Bubbles) with and without various amounts of sucrose (I Lobezoo et al, unpublished findings, 1992). We predicted on the basis of the published GI of the single foods [Rice Bubbles (Kellogg Australia, Sydney, NSW) = 90, sucrose = 60] that sucrose addition would lower the glycemic and insulin responses to the meal. Twelve healthy volunteers consumed three meals containing 0, 21, and 43 g sucrose but otherwise equivalent amounts of carbohydrate, fat, and protein. As expected, we found an inverse correlation between glycemic response (area under the curve) and the amount of sucrose in the meal ($r = -0.39$, $P < 0.01$) (Figs 5 and 6). The higher the sugar content, the lower the response. Similarly, there was a lower insulin response to the meals containing sucrose compared with the no-sucrose meal ($P < 0.05$). These results question the widely held assumption that sucrose increases the glycemic and insulin responses, or the more recent view that it makes no difference in moderate amounts. If sucrose replaces fully gelatinized starch such as occurs in Rice Bubbles and many other Western cereal foods, it is

likely to reduce the metabolic response. The findings also serve to show how predictable the GI concept can be.

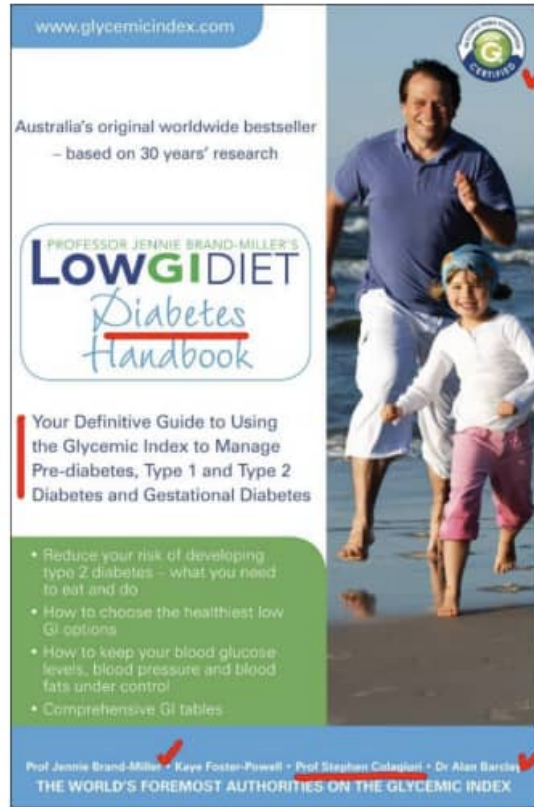

Manipulating the rate of absorption of carbohydrate is not new to diabetes therapy. This principle lies behind many strategies aimed at improving carbohydrate and lipid metabolism. Diets for individuals with diabetes must be based on sound scientific evidence, not on opinions or tradition. There are now many medium- to long-term studies that show that the GI is a useful concept and that sucrose in moderate amounts does not compromise diabetes control. It is time to reassess these two issues in planning meals for diabetes.

References

- Jenkins DJA, Wolever TMS, Taylor RH, et al. Glycemic index of foods: a physiological basis for carbohydrate exchange. *Am J Clin Nutr* 1981;34:362–6.
- Garg A, Bonanome A, Grundy S, Zhang Z, Unger RH. Comparison of a high-carbohydrate diet with a high-monounsaturated-fat diet in patients with non-insulin-dependent diabetes mellitus. *N Engl J Med* 1988;319:829–34.
- Hollenbeck CB, Coulston AM, Reaven GM. Comparison of plasma glucose and insulin responses to mixed meals of high-, intermediate- and low-glycemic potential. *Diabetes Care* 1988;11:323–9.
- Laine DC, Thomas W, Levitt MD, Bantle JP. Comparison of predictive capabilities of diabetic exchange lists and glycemic index of foods. *Diabetes Care* 1987;10:387–94.
- National Institutes of Health. NIH Consensus Development Conference Statement on Diet and Exercise. Bethesda, MD: US Department of Health and Human Sciences, 1986
- Coulston AM, Hollenbeck CB, Swislocki ALM, Reaven GM. Effect of source of dietary carbohydrate on plasma glucose and insulin responses to mixed meals in subjects with NIDDM. *Diabetes Care* 1987;10:395–400.
- Chew I, Brand JC, Thorburn AW, Truswell AS. Application of glycemic index to mixed meals. *Am J Clin Nutr* 1988;47:53–6.
- Bornet FRJ, Costagliola D, Rizkalla SW, et al. Insulinemic and glycemic indexes of six starch-rich foods taken alone and in a mixed meal by type 2 diabetics. *Am J Clin Nutr* 1987;45:588–95.
- Wolever TMS, Jenkins DJA. The use of glycemic index in predicting the blood glucose response to mixed meals. *Am J Clin Nutr* 1986;43:167–72.
- Rasmussen O, Winther E, Arnfred J, Hermansen K. Comparison of blood glucose and insulin responses in non-insulin dependent diabetic patients. *Eur J Clin Nutr* 1988;42:953–61.
- Weyman-Daum M, Fort P, Recker B, Lanes R, Lifshitz F. Glycemic response in children with insulin-dependent diabetes mellitus after high- and low-glycemic-index breakfast. *Am J Clin Nutr* 1987; 46:798–803.
- Collier GR, Wolever TMS, Wong GS, Josse RG. Prediction of glycemic response to mixed meals in non-insulin-dependent diabetic subjects. *Am J Clin Nutr* 1986;44:349–52.
- Colagiuri S, Miller JJ, Holliday JL, Phelan E. Comparison of plasma glucose, serum insulin, and C-peptide responses to three isocaloric breakfasts in non-insulin-dependent diabetic subjects. *Diabetes Care* 1986;9:250–4.
- Chantelau E, Spraul K, Kunze K, Sonneberg, Berger M. Effects of the glycemic index of dietary carbohydrates on prandial glycemia and insulin therapy in type 1 diabetes mellitus. *Diabetes Res Clin Pract* 1986;2:35–41.
- Parillo M, Giacco R, Rivellese A, Giacco A, Iovine C, Riccardi G. Acute effects on pancreatic hormones and blood lipids of bread and spaghetti consumed within a meal. *Diabetes Nutr Metab* 1988; 1:133–7.

Novo Nordisk pays “useful idiots” to falsely exonerate excess sugar/carbs as main cause of T2D/obesity disaster

Novo diabetes-drug seller John J. Miller was University of Sydney diabetes guru Stephen Colagiuri's main scientific collaborator, before Colagiuri became Miller's wife JBM's main scientific collaborator and co-author of her millions-selling sugary *Low GI Diet* books. Did JBM or Colagiuri disclose Novo COIs in their Low GI books, as required by the University of Sydney's **External Interests Policy**? <https://www.australianparadox.com/pdf/External-Interests-Policy-USyd.pdf> **No.**



<https://www.hachette.com.au/stephen-colagiuri/low-gi-diet-diabetes-handbook>
<http://www.australianparadox.com/pdf/diabetes.pdf>

<https://www.australianparadox.com/pdf/Big-5-year-update-Feb-2017.pdf>

Semi-retired, but corrupt JBM and Colagiuri recently working for Sydney University, running pro-sugar Low-GI scam

Our Board

The Glycemic Index Foundation is a not-for-profit health promotion charity that is governed by a Board of Directors. Our Board is made up of people with personal experience of diabetes, research leaders, food industry experts and experienced business executives who are passionate about supporting the community with information and tools to help improve their health through scientifically based low GI healthy eating principles.

Board Members

Professor Jennie Brand-Miller
President & University of Sydney Member Representative
Professor of Human Nutrition, School of Life and Environmental Sciences and Charles Perkins Centre
Jennie is internationally recognized for her groundbreaking work in Glycemic Index. She was a finalist in the 2009 Australian of the Year Award, and her books have sold millions of copies around the world. Jennie has also been elected a Fellow of the Academy of Science in recognition for championing understanding of the role of the glycemic index (GI) in health and disease. Jennie was made a Member (AM) in the General Division of the Order of Australia for services to education in the field of human nutrition as a researcher and academic, and as a supporter of people with a health condition.

Professor Stephen Colagiuri
University of Sydney Member Representative
Professor of Metabolic Health and Co-Director of the World Health Organization Collaborating Centre on Physical Activity, Nutrition and Diabetes, Faculty of Medicine and Health and Charles Perkins Centre, University of Sydney
Stephen Colagiuri is a clinical academic and a medical graduate specialising in diabetes and endocrinology. His research and clinical focus are on evidence based diabetes prevention and care. He has co-authored a number of books on the glycemic index. He has served a several World Health Organization technical advisory groups and served on the Board of the International Diabetes Federation from 2017 to 2022 as Vice President (Prevention). In 2021 Stephen was made an Officer of the Order of Australia (AO) for national and international services to diabetes.

Dr Fiona Adkinson
University of Sydney Member Representative
Research Manager Sydney University Biometric Index Research Centre
Fiona is a leading researcher in carbohydrate health and nutrition. Fiona is internationally recognised for her research understanding the physiological significance of AMPN (slowly digested starch) in the muscle, is associated with blood glucose levels and digestion of carbohydrates, with implications for understanding human metabolic biology and the gut microbiome.

<https://www.gisymbol.com/our-board/> (downloaded 20 October 2024)

Novo Nordisk helped AstraZeneca Colagiuri to claim things like “absolute consensus” sugar doesn’t cause T2D

We have seen that like JBM, Dr Stephen Colagiuri - Canberra’s often-preferred diabetes expert, the main scientific author of its *National Diabetes Strategy 2016-2020* - enjoyed a decades-long association with Novo Nordisk’s Medical Director Dr John Miller. Indeed, corrupt Dr Colagiuri often moonlighted as a paid part-timer for multiple drug-sellers (see below). Drug-sellers showered Dr Colagiuri with easy money because they like his brain. Alas, “There is *absolute consensus* that sugar in food does *not* cause [type 2] diabetes” (previous page) is a clownish false claim. But Novo *et al* enjoy JBM and Dr Colagiuri promoting that obvious falsehood with a straight face under a Group of Eight university’s prestigious banner.

Novo also benefits from Dr Colagiuri’s recent dishonest efforts pretending Virta Health’s low-carbohydrate (“no GI”) diabetes trial (2018) did not significantly outperform DiRECT’s (VLED) diabetes trial (2018) in fixing T2D and Metabolic Syndrome. Importantly, Dr Colagiuri also plays dead on the fact that Virta’s low-carb diet conspicuously collapsed the unhelpful use of heaps of ineffective, taxpayer-funded Insulin (via Novo) and a range of other unneeded drugs ([pp.28-32](#)).

Pharmaceutical industry payments to healthcare professionals (May 2016-Apr 2017) (4)

	A	C	D	E	I	O
1	Company	Period	Name	HealthCarePractiti	Service	Total
2588	AstraZeneca	May 2016-Oct 2016	Colagiuri, Stephen	Medical Practitioner	Consultant	431.81
2589	AstraZeneca	May 2016-Oct 2016	Colagiuri, Stephen	Medical Practitioner	Consultant	863.64
2590	AstraZeneca	Nov 2016-Apr 2017	Colagiuri, Stephen	Medical Practitioner	Advisory Board or Co	5454.55
2591	iNova	Nov 2016-Apr 2017	Colagiuri, Stephen	Medical Practitioner	Advisory Board	5440.95
2592	MSD	May 2016-Oct 2016	Colagiuri, Stephen	Medical Practitioner	Educational meeting	1273.00
2593	NovoNordisk	Nov 2016-Apr 2017	Colagiuri, Stephen	Medical Practitioner	Advisory Board or Co	2500.00
2594	NovoNordisk	May 2016-Oct 2016	Colagiuri, Stephen	Medical Practitioner	Advisory Board or Co	3000.00
2595						
2596						18963.95

<https://researchdata.andis.org.au/pharmaceutical-industry-payments-apr-2017/968458>
<http://www.abc.net.au/news/2017-10-24/big-pharma-paying-nurses-allied-health-professionals-millions/9077746>

Troubling that University professors moonlighting as paid agents of pharmaceutical companies – including the main scientific author (Prof. Colagiuri) - appear to have been influential in suppressing the known diet cure for T2D from the Department of Health’s *National Diabetes Strategy 2016-2020*

Appendix 2

Diabetes Mellitus Case for Action - Declarations of Interests

The declarations of interests of Steering Group members, authors and contributors to this Case for Action are listed below.

Name and Role(s)	Interest(s) declared
Prof Stephen Colagiuri <ul style="list-style-type: none"> Steering Group member Author 	Board membership <ul style="list-style-type: none"> Astra Zeneca/BMS National Advisory Board; MSD National Advisory Board; Novo Nordisk International and National Advisory Board; Sanofi National Advisory Board; Servier International Advisory Board; Takeda National Advisory Board. Consultancy fees/honorarium; support for travel/accommodation; meals/beverages <ul style="list-style-type: none"> Speaker engagements - honoraria, travel expenses, accommodation and meals received from: Astra Zeneca/BMS; MSD; Novo Nordisk; Sanofi; Servier; Takeda. Grants <ul style="list-style-type: none"> Chief Investigator, NHMRC Program Grant 2013-2017 Chief Investigator, NHMRC Project grant Chief Investigator, NHMRC EU FP7 Health project.
Prof Stephen Twigg <ul style="list-style-type: none"> Steering Group member Contributor 	Consultancy fees/honorarium <p>I am on/have been on the following Advisory Boards:</p> <ul style="list-style-type: none"> 2014-present Sanofi-Aventis International Advisory Board (Insulin glargine U300) 2014-present Abbott Scientific Advisory Board (Flash glucose monitoring) 2014 Boehringer Ingelheim/Eli Lilly Alliance Advisory Board (Empagliflozin) 2014 Janssen-Cilag Advisory Board (Canagliflozin) 2013-Boehringer Ingelheim/Eli Lilly Alliance Advisory Board (Linagliptin) 2011-2013 AstraZeneca Advisory Board (Onglyza/Dapagliflozin) 2011-2012 Eli Lilly Advisory Board (BMS and Astra Zeneca) 2010-2013 Novo Nordisk Advisory Board (Victoza) 2008-2013 Merck Sharp & Dohme: Januvia (Sitagliptin) 2009-2013 Novartis: Galvus (Vildagliptin) 2010 SanofiAventis (Lixisenafide).
Prof Sophia Zoungas <ul style="list-style-type: none"> Steering Group member 	Board Membership <ul style="list-style-type: none"> AstraZeneca Pty Ltd; Boehringer Ingelheim Pty Ltd; Bristol-Myers Squibb Australia Pty Ltd; Merck Sharp & Dohme (Australia) Pty Ltd; Novo Nordisk Pharmaceuticals Pty Ltd; Sanofi-aventis Group; AbbVie. Consultancy fees/honorarium <ul style="list-style-type: none"> AstraZeneca Pty Ltd; Boehringer Ingelheim Pty Ltd; Bristol-Myers Squibb Australia Pty Ltd; GlaxoSmithKline Australia Pty Ltd; Merck Sharp & Dohme (Australia) Pty Ltd; Novartis Pharmaceuticals Australia Pty Ltd; Novo Nordisk Pharmaceuticals Pty Ltd; Sanofi-aventis Group; Servier Laboratories (Australia) Pty Ltd; MediMark Australia Education; Eli Lilly Healthcare Education.
Prof Timothy Davis <ul style="list-style-type: none"> Steering Group member 	Consultancy fees/honorarium <ul style="list-style-type: none"> Speaker fees <ul style="list-style-type: none"> Abbott; Eli Lilly Speaker fees and advisory board membership <ul style="list-style-type: none"> Astra Zeneca; Boehringer Ingelheim; Bristol Meyer Squibb; GlaxoSmithKline; Merck Sharp and Dohme; Novartis; NovoNordisk; Sanofi Aventis Advisory board membership <ul style="list-style-type: none"> Janssen Grants <ul style="list-style-type: none"> Research funding: Eli Lilly; Merck Sharp and Dohme; NovoNordisk; Sanofi-aventis Holds NHMRC grants and intends applying for others during the period of steering group membership. Support for travel/accommodation; meals/beverages <ul style="list-style-type: none"> Provided as part of attendance at Advisory Board/Scientific meetings from: Abbott; Astra Zeneca; Boehringer Ingelheim; Bristol Meyer Squibb; GlaxoSmithKline; Janssen; Merck Sharp and Dohme; Novartis; NovoNordisk; Sanofi aventis

p. 83 <http://www.australianparadox.com/pdf/Big-5-year-update-Feb-2017.pdf>

<https://www.australianparadox.com/pdf/Letter-to-ACCC.pdf>

In two dozen papers in *AJCN*, Jennie Brand-Miller and John J Miller (JJM) kept hidden from readers JBM's multi-decade boost to household income via JJM's multi-decade employment selling diabetes drugs for Novo

(1) John J Miller and Stephen Colagiuri et al (1989) "Metabolic effects of adding sucrose and aspartame to the diet of subjects with noninsulin-dependent diabetes mellitus" <https://www.sciencedirect.com/science/article/abs/pii/S0002916523435800?via%3Dihub>
NB: The name change - "**noninsulin-dependent**" to "**type 2**" diabetes (T2D) - helped normalise giving unhelpful Insulin to T2D victims.

The **Abstract** for JJM's seminal pro-*Novo*, pro-sugar paper (above) promotes sugar as a fine food for T2D patients (see p. xvi earlier). Yet this *AJCN* paper does **not** acknowledge JJM's **employment with CSL-*Novo*** (pp. iii and **76-82**). Further, neither JJM nor Stephen Colagiuri – both lifetime collaborators with JBM in promoting sugary high-carbohydrate "Low GI" diets for T2D patients – ever required that JBM disclose **her real COI**: the large multi-decade boost to her household income via JJM's *Novo* income from selling *Novo*'s drugs, **including especially Insulin**: <https://www.smh.com.au/national/education-meeting-used-to-push-drug-20040617-qdj53q.html>

JBM's two dozen sham conflict-of-interest (COI) disclosures in *AJCN* (below) are **just a subset of >100 false-and-deceptive COI disclosures**, with JBM corrupting decades worth of diet-and-diabetes literature in over a dozen important "peer reviewed" journals.

Two dozen *AJCN* papers corrupted by JBM's failure to disclose large household-income boost via JJM's *Novo* drug sales

1. Miller JC (1994); "Importance of glycemic index in diabetes" (key parts of the paper are reproduced earlier, on pp. xvii-xviii) <https://www.sciencedirect.com/science/article/abs/pii/S0002916523194871?via%3Dihub>

JBM acknowledged that her study – **promoting refined sugar/sucrose as a fine food for type 2 diabetes (T2D) patients** – was "**supported**" by Kellogs, CSR Sugars and CSL-*Novo* (the latter her lifetime financial partner and scientific collaborator Dr John J. Miller's employer), but JBM did not disclose that she was enjoying a **substantial ongoing boost** to her household income via Dr *Novo*'s sugar-fuelled sales of T2D drugs, **including especially Insulin** (see pp. i-iii earlier, including the helpful *smh* report above).

2. Miller JC Brand et al (1994), "Carbohydrate feeding before exercise and the glycemic index" <https://www.sciencedirect.com/science/article/abs/pii/S0002916523195104?via%3Dihub>

Almost certainly no JBM *Novo* acknowledgement.

3. Miller JB et al (1995), "International tables of glycemic index" <https://www.sciencedirect.com/science/article/abs/pii/S0002916523190289?via%3Dihub>

Almost certainly no JBM *Novo* acknowledgement, despite JBM's enthusiastic promotion of sugary high-carbohydrate Low GI diets to treat T2D, an approach typically coupled with ongoing prescriptions of T2D drugs. (T2D reversal certainly is rare using that approach.)

4. Loren Cordain, Janette Brand Miller et al (2000), "Plant-animal subsistence ratios and macronutrient energy estimations in worldwide hunter-gatherer diets" <https://www.sciencedirect.com/science/article/pii/S0002916523070582?via%3Dihub>

No JBM *Novo* acknowledgement.

5. Janette C Brand-Miller and Joanna McMillan et al (2002), "Glycemic index and obesity" <https://www.sciencedirect.com/science/article/pii/S0002916523058744?via%3Dihub>

Acknowledgments: No JBM *Novo* acknowledgement - 29 mentions of the words "obesity" and "diabetes" but no mention that JBM's household income was being boosted substantially by JJM's *Novo* income via T2D drug sales. **As JBM's PhD student, Joanna McMillan was well-aware of JBM's *Novo* COI** (p. 9 <https://www.australianparadox.com/pdf/CV-Prof-Jennie-Brand-Miller-2017.pdf>).

6. Janette C Brand-Miller, Kaye Foster-Powell, Susanna HA Holt (2002) "International table of glycemic index and glycemic load values: 2002" <https://www.sciencedirect.com/science/article/pii/S0002916523058409?via%3Dihub>

Acknowledgments: No JBM *Novo* acknowledgement, despite 60 mentions of the word "diabetes". Over time, the tragic effect of JBM's "glycemic index" tables and (pro *Novo*) sugary high-carbohydrate "Low GI" diet operation (see p. iv, earlier) was to help *Novo* suppress no-sugar, low-carbohydrate diets, diets that readily put T2D into remission without drugs, indeed while stopping drugs (see pp. 27-31).

7. Jennie C Brand-Miller, et al (2003) "Effect of low-glycemic-index dietary advice on dietary quality and food choice in children with type 1 diabetes" [https://ajcn.nutrition.org/article/S0002-9165\(23\)05575-2/pdf](https://ajcn.nutrition.org/article/S0002-9165(23)05575-2/pdf)

Acknowledgments: No JBM *Novo* acknowledgement, despite 59 mentions in the document of the word "diabetes".

8. Brand-Miller Jennie C (2004), "Postprandial glycemia, glycemic index, and the prevention of type 2 diabetes"

<https://www.sciencedirect.com/science/article/pii/S0002916522035080?via%3Dihub> No JBM *Novo* acknowledgement - 37 mentions of the word "diabetes" but no mention that JBM's household income was being boosted substantially by JJM's *Novo* income via T2D drug sales. We saw p. iv that JBM's Low GI Diet operation was an undisclosed joint venture between **Novo and the University of Sydney**.

9. Glycemic index and body weight (2005) <https://www.sciencedirect.com/science/article/pii/S0002916523275711?via%3Dihub>

No JBM *Novo* acknowledgement despite the high correlation between obesity, T2D and the use of T2D drugs. "JBM serves on the board of directors of Glycemic Index Limited, a not-for-profit company that administers the Glycemic Index Symbol food labeling program in Australia (www.gisymbol.com.au). She is also director of a not-for-profit glycemic index testing service at the **University of Sydney** (www.glycemicindex.com) and co-author of a series of books under the general title *The New Glucose Revolution* (published by Marlowe and Co in North America) that explains the theory and practice of the glycemic index to the lay public."

10. "The glycemic index of foods influences postprandial insulin-like growth factor-binding protein responses in lean young subjects" (2005) <https://www.sciencedirect.com/science/article/pii/S0002916523295660?via%3Dihub>

Acknowledgments: No JBM *Novo* acknowledgement - 66 mentions of the words "diabetes" and "insulin" but no mention that JBM's household income was being boosted substantially by JJM's *Novo* income via T2D drug sales, including especially Insulin. "JBM serves on the board of directors of Glycemic Index Ltd, a not-for-profit company that administers a food-labeling program in Australia (www.gisymbol.com.au), is a director of a glycemic index testing service at the **University of Sydney** (www.glycemicindex.com), and is a coauthor of a series of books under the rubric *The New Glucose Revolution* (New York: Marlowe and Co)."

11. **“Optimizing the cardiovascular outcomes of weight loss”**

(2005) <https://www.sciencedirect.com/science/article/pii/S0002916523281666?via%3Dihub>

Acknowledgments: No JBM Novo acknowledgement – CVD and T2D are highly correlated but no mention that JBM's household income was being boosted substantially by JJM's Novo income via T2D drug sales. “The author is a coauthor of *The New Glucose Revolution* book series (New York: Marlowe and Co). She serves on the board of directors of Glycemic Index Limited, a not-for-profit company that administers the Glycemic Index Symbol food-labeling program in Australia (www.gisymbol.com.au), and is also the director of a not-for-profit glycemic index testing service at the **University of Sydney** (www.glycemicindex.com).”

12. **“Food glycemic index, as given in glycemic index tables, is a significant determinant of glycemic responses elicited by composite breakfast meals”** (2006) <https://www.sciencedirect.com/science/article/pii/S0002916523294617?via%3Dihub>

Acknowledgments: No JBM Novo acknowledgement - 12 mentions of the word “diabetes” but no mention that JBM's household income was being boosted substantially by JJM's Novo income via T2D drug sales. “JCBM serves on the board of directors of Glycemic Index Limited, a not-for-profit company that administers the Glycemic Index Symbol food labeling program in Australia (www.gisymbol.com.au). She is also director of a not-for-profit glycemic index testing service at the **University of Sydney**. TMSW and JCB-M are coauthors of a series of books under the general title ‘The New Glucose Revolution’ (published by Marlowe and Co in North America), which explains the theory and practice of the glycemic index to the lay public. None of the other authors declares a conflict of interest.”

13. **“Effect of a low-glycemic-index diet during pregnancy on obstetric outcomes”**

(2006) <https://www.sciencedirect.com/science/article/pii/S0002916523291017?via%3Dihub>

Acknowledgments: No JBM Novo acknowledgement - 16 mentions of the word “diabetes” but no mention that JBM's household income was being boosted substantially by JJM's Novo income via T2D drug sales. “JCB-M is a coauthor of *The Low GI Diet* (New York, NY: Marlowe and Co, 2005) and a coauthor of *The New Glucose Revolution* book series (New York, NY: Marlowe and Co; Sydney, Australia). None of the other authors had any potential conflict of interests relevant to the conduct of this research.”

Notably, feeding JBM's sugary high-carbohydrate Low GI diets to pregnant women with “gestational diabetes” has been a great boon for JBM's financial partner JJM's sales of Novo's drug insulin. Tragically, by 2020, some 35% of Australians who began using (exogenous, taxpayer subsidised) insulin to “treat their diabetes” were women with “gestational diabetes”:

<https://www.aihw.gov.au/getmedia/5f4dcfa1-4420-4d54-8618-948ce2d6ac4d/AIHW-CDK-11-Factsheet-2020.pdf.aspx>

14. **“Carbohydrate nutrition, glycemic index, and the 10-y incidence of cataract”**

(2007) <https://www.sciencedirect.com/science/article/pii/S0002916523276741?via%3Dihub>

Acknowledgments: No JBM Novo acknowledgement - 40 mentions of the word “diabetes” but no mention that JBM's household income was being boosted substantially by JJM's Novo income via T2D drug sales. “None of the authors had a personal or financial conflict of interest.”

15. **“Effect of alcoholic beverages on postprandial glycemia and insulinemia in lean, young, healthy adults”**

(2007) <https://www.sciencedirect.com/science/article/pii/S0002916523281101?via%3Dihub>

Acknowledgments: No JBM Novo acknowledgement - 63 mentions of the words “diabetes” and “insulin” but no mention that JBM's household income was being boosted substantially by JJM's Novo income via T2D drug sales, including especially Insulin. “JCB-M serves on the board of directors of Glycemic Index Limited, a not-for-profit company that manages the Glycemic Index Symbol food labeling program in Australia (Internet: www.gisymbol.com.au); is the director of a glycemic index testing service at the **University of Sydney** (Internet: www.glycemicindex.com); and is the coauthor of a series of books under the general title *The New Glucose Revolution* (published by Marlowe and Co in North America), which explains the theory and practice of the glycemic index to the lay public. **None of the other authors declared a conflict of interest.**”

16. **“Maternal diet and infant size 2 y after the completion of a study of a low-glycemic-index diet in pregnancy”**

(2007) <https://www.sciencedirect.com/science/article/pii/S0002916523125299?via%3Dihub>

Acknowledgments: No JBM Novo acknowledgement - “None of the authors had a personal or financial conflict of interest.” **JJM had no financial COI?** Again, the University of Sydney's promotion of the mistreatment of gestational diabetes in Australia has been a great boon for JBM's financial partner via JJM's sales of Novo's insulin. Notably, gestational diabetes is readily remedied by advising patients towards low-carbohydrate diets, not by advising JBM's sugary high-carbohydrate Low GI Diet. Tragically, some 35% of Australians who began using (exogenous, taxpayer subsidised) insulin to “treat their diabetes” in 2020 were women with “gestational diabetes” <https://www.aihw.gov.au/getmedia/5f4dcfa1-4420-4d54-8618-948ce2d6ac4d/AIHW-CDK-11-Factsheet-2020.pdf.aspx>

17. **“Glycemic index, glycemic load, and chronic disease risk—a meta-analysis of observational studies”**

(2008) <https://www.sciencedirect.com/science/article/pii/S0002916523235315?via%3Dihub>

Acknowledgments: No JBM Novo acknowledgement - 58 mentions of the word “diabetes” but no mention that JBM's household income was being boosted substantially by JJM's Novo income via T2D drug sales. “JCB-M is a coauthor of *The New Glucose Revolution* book series (Hodder and Stoughton, London; Marlowe and Co, NY; Hodder Headline, Sydney; and elsewhere), is the Director of a not-for-profit GI-based food endorsement program in Australia, and manages the University of Sydney GI testing service. AWB is a coauthor of one of these books (the *Diabetes & Pre-diabetes Handbook*) and is a consultant to a not-for-profit GI-based food endorsement program in Australia. JM-P is a coauthor of 2 of these books, including *The Low GI Diet*. **None of the other authors had a conflict of interest to disclose.**”

18. **“Glycemic index, postprandial glycemia, and the shape of the curve in healthy subjects: analysis of a database of more than 1,000 foods”** (2008) <https://www.sciencedirect.com/science/article/pii/S0002916523239131?via%3Dihub>

Acknowledgments: No JBM Novo acknowledgement - 21 mentions of the word “diabetes” but no mention that JBM's household income was being boosted substantially by JJM's Novo income via T2D drug sales. “JBM is a co-author of *The New Glucose Revolution* book series (Hodder and Stoughton, London, United Kingdom), director of a nonprofit GI-based food-endorsement program in Australia, and director of the **University of Sydney** GI testing service. FA and KS were employed by the University of Sydney for the purposes of commercial GI testing. PP and GD had no conflicts of interest to declare.”

19. High-glycemic index carbohydrate increases nuclear factor-kappaB activation in mononuclear cells of young, lean healthy subjects (2008) <https://www.sciencedirect.com/science/article/pii/S0002916523236102?via%3Dihub>

Acknowledgments: No JBM Novo acknowledgement - 31 mentions of the word “diabetes” but no mention that JBM’s household income was being boosted substantially by JJM’s Novo income via T2D drug sales. “JB-M is a co-author of *The Low GI Diet* (Marlowe & Co, New York, 2005) and a co-author of *The New Glucose Revolution* book series (Marlowe and Co, New York; Hodder Headline, Sydney and elsewhere). None of the other authors had any potential conflicts of interest relevant to the conduct of this research.”

20. “Measuring the glycemic index of foods: interlaboratory study”

(2008) <https://www.sciencedirect.com/science/article/pii/S000291652323467X?via%3Dihub>

Acknowledgments: No JBM Novo acknowledgement - 29 mentions of the word “diabetes” but no mention that JBM’s household income was being boosted substantially by JJM’s Novo income via T2D drug sales. “Jennie C Brand-Miller serves on the board of directors of Glycemic Index Limited, a not-for-profit company that administers the Glycemic Index Symbol food labeling program in Australia (www.gisymbol.com.au). She is also a director of a not-for-profit glycemic index testing service at the University of Sydney (www.glycemicindex.com). She is a co-author on a series of books under the general title *The New Glucose Revolution* (published by Marlowe and Co in USA), which explains the theory and practice of the glycemic index to the lay public.”

21. “Food insulin index: physiologic basis for predicting insulin demand evoked by composite meals”

(2009) <https://www.sciencedirect.com/science/article/pii/S0002916523232657?via%3Dihub>

Acknowledgments: No JBM Novo acknowledgement - 131 mentions of the words “diabetes” and “insulin” but no mention that JBM’s household income was being boosted substantially by JJM’s Novo income via T2D drug sales, including especially Insulin. “JCB-M is a co-author of *The New Glucose Revolution* book series (Hodder and Stoughton, London; Marlowe and Co, New York; Hodder Headline, Sydney and elsewhere) and director of a nonprofit, glycemic index (GI)-based, food endorsement program in Australia. JCB-M and FA manage the University of Sydney GI testing service. None of the other authors had a conflict of interest.”

22. “Carbohydrate nutrition and inflammatory disease mortality in older adults”

(2010) <https://www.sciencedirect.com/science/article/pii/S0002916523019445?via%3Dihub>

Acknowledgments: No JBM Novo acknowledgement: 27 mentions of the word “diabetes” but no mention that JBM’s household income boosted substantially by Novo’s T2D drug sales. “JBM is a director of a not-for-profit GI-based food endorsement program in Australia, manages the University of Sydney glycemic index testing service, and is an author of books in *The New Glucose Revolution* series (Da Capo, Cambridge, MA). AWB is a consultant for the Glycaemic Index Foundation, a not-for-profit glycemic index-based food endorsement program in Australia. None of the other authors had a conflict of interest to disclose.”

23. “Effect of a low glycemic index compared with a conventional healthy diet on polycystic ovary syndrome”

(2010) <https://www.sciencedirect.com/science/article/pii/S0002916523018841?via%3Dihub>

Acknowledgments: No JBM Novo acknowledgement - 22 mentions of the word “diabetes” but no mention that JBM’s household income was being boosted substantially by JJM’s Novo income via T2D drug sales. “JBC-M is a co-author of *The New Glucose Revolution* book series (Hodder & Stoughton, London, United Kingdom; Marlowe & Co and Hodder Headline, Sydney, Australia, and elsewhere). KAM and JCB-M are co-authors of *The Low GI Guide to Managing PCOS* (Hachette Australia, Sydney, Australia, 2006). FSA is employed by the Sydney University GI Research Service for the purposes of GI testing. KSS and PP had no conflicts of interest to declare.”

24. “Physicochemical properties of oat β -glucan influence its ability to reduce serum LDL cholesterol in humans: a randomized clinical trial” (2010) <https://www.sciencedirect.com/science/article/pii/S000291652301969X?via%3Dihub>

Acknowledgments: No JBM Novo acknowledgement - 13 mentions of the words “diabetes” and “insulin” but no mention that JBM’s household income was being boosted substantially by JJM’s Novo income via T2D drug sales, including especially Insulin. “TMSW is president of Glycemic Index Laboratories Inc; VH is employed by Reading Scientific Services, Ltd; RD is employed by CreaNutrition AG. None of the other authors [including JBM, she falsely claimed] had a conflict of interest to disclose.”

25. Brand-Miller Jennie C and Walter Willett *et al* (2011), “Prediction of postprandial glycemia and insulinemia in lean, young, healthy adults: glycemic load compared with carbohydrate content

alone”: <https://www.sciencedirect.com/science/article/pii/S0002916523022645>

Acknowledgments: No JBM Novo acknowledgement - 104 mentions of the words “diabetes” and “insulin” but no mention that JBM’s household income was being boosted substantially by JJM’s Novo income via T2D drug sales, including especially Insulin. “JCB-M is a coauthor of *The New Glucose Revolution* book series (Marlowe and Co, New York, NY), President of the Glycemic Index (GI) Foundation, and Director of a nonprofit GI-based food endorsement program in Australia. JCB-M and FA manage the University of Sydney GI testing service.”

26. Brand-Miller Jennie C and Walter Willett *et al* (2011), “Dietary insulin index and insulin load in relation to biomarkers of glycemic control, plasma lipids, and inflammation

markers” <https://www.sciencedirect.com/science/article/pii/S0002916523023092?via%3Dihub>

Acknowledgments: No JBM Novo acknowledgement - 100 mentions of the words “diabetes” and “insulin” but no mention that JBM’s household income was being boosted substantially by JJM’s Novo income via T2D drug sales, including especially Insulin. “None of the authors had a personal or financial conflict of interest.”

27. Brand-Miller Jennie C and Walter Willett *et al* (2011) ; “Dietary insulin load, dietary insulin index, and risk of pancreatic cancer” <https://www.sciencedirect.com/science/article/pii/S0002916523024449?via%3Dihub>

Acknowledgments: No JBM Novo acknowledgement - 226 mentions of the words “diabetes”, “obesity” and “insulin” but no mention that JBM’s household income was being boosted substantially by JJM’s Novo income via T2D drug sales, including especially Insulin. “...JCB-M and WCW: developed the insulin index database and made substantial contributions to the manuscript.... None of the authors had a conflict of interest.”

Seven 2023 letters between Rory Robertson and AJCN/ASN, including AJCN's publisher Sarah McCormack

Letter 1

From: **rory robertson** <strathburnstation@gmail.com>

Date: Tue, Jul 11, 2023 at 3:47 AM

Subject: Letter to AJCN: Please fix Jennie Brand-Miller's false and deliberately deceptive Conflict-of-Interest statements in AJCN

Dear Editor-in-Chief Christopher Duggan, other officials of *The American Journal of Clinical Nutrition* (AJCN) and American Society for Nutrition (ASN), and interested observers,

Good afternoon. I hope you are well. My name is Rory Robertson. I have been a full-time professional economist in Australian financial markets for 35 years and counting.

I am writing to you today regarding my concern that your AJCN Editorial Board colleague Jennie Brand-Miller (JBM) has been providing you and your thousands of distinguished readers with false and deceptive "conflict of interest" disclosures. I document below that the University of Sydney's globally influential Glycemic Index promoter has deliberately misled many of you for decades.

Specifically, JBM's usual "conflict of interest" disclosures are designed to dishonestly hide her major financial relationship with Novo Nordisk's sales of diabetes drugs. Some examples: "**The authors declare no conflicts of interest.** JB-M is the President of the nonprofit Glycemic Index Foundation and oversees a glycemic index testing service at the University of Sydney. She is the coauthor of *The Low GI Diet* (DeCapo Press) and other books on healthy eating", in <https://academic.oup.com/ajcn/article/112/2/284/5857407>; "**JCB-M reported no conflicts of interest related to the study**", in <https://academic.oup.com/ajcn/article/105/4/854/4633970>; and (only) "JCB-M is a coauthor of *The Low GI Diet* (New York, NY: Marlowe and Co, 2005) and a coauthor of *The New Glucose Revolution* book series (New York, NY: Marlowe and Co).", in <https://academic.oup.com/ajcn/article/86/4/1249/4649647>

How do I know that JBM has hidden a multi-million-dollar Novo Nordisk competing interest? Well, for starters, a doctor at the Royal Prince Albert Hospital in Sydney in January innocently dropped into our informal conversation that the Medical Director of Novo Nordisk Australasia since 1978 is JBM's husband: <https://www.linkedin.com/in/john-miller-7ab727a/?originalSubdomain=au>

I doubted that could be true because it would mean that JBM, your distinguished AJCN colleague, has provided false and deceptive "conflict of interest" declarations in most of the diet-and-health papers she has ever written. As you know, "Each Author [publishing in AJCN] must disclose all possible conflict of interest situations including, but not limited to: **1. Having a close relative (eg, child, sibling, parent, spouse, or domestic partner) or a professional associate with financial interest in the outcome or otherwise having a relationship that might affect judgment or could be seen as doing so by a reasonable person familiar with the relationship...**".

I wasn't immediately convinced of JBM's longstanding deception of our global scientific, medical and diabetes communities. But the evidence I have accumulated (below) now is clear, convincing, and undisputed by JBM and her close colleagues (including Stephen Simpson, Stewart Truswell and Stephen Colagiuri), despite many recent opportunities for them to inform me I am wrong. I am not. Indeed, JBM's undisclosed multi-million-dollar Novo Nordisk competing interest is just a small part of the research misconduct and corrupt conduct running wild at the University of Sydney at present: pp. 9, 28-34 <https://www.australianparadox.com/pdf/Letter-to-BelindaHutchinson.pdf>

Please urgently investigate the veracity of the following seven observations, and then correct the deception promoted to the world by JBM and AJCN: "no conflicts of interest".

1. **JBM in 2003 told a journalist that she married a co-author of her first big "peer reviewed" paper: "It not only led to a paper in a prestigious medical journal - a fillip for a young PhD student - it threw her together with her future husband and collaborator, John Miller, a scientist and businessman..."** <https://www.smh.com.au/world/taking-the-sweet-with-the-sour-20030419-gdgmis.html>
2. Here is that 1977 paper, by JBM and co-author John J. Miller: <https://onlinelibrary.wiley.com/doi/10.5694/j.1326-5377.1977.tb107779.x>
3. **In 1992, JBM's husband John J. Miller published on "human insulin" with JBM's closest University of Sydney colleague, Professor Stephen Colagiuri:** [https://www.thelancet.com/journals/lancet/article/PII0140-6736\(92\)92387-U/fulltext](https://www.thelancet.com/journals/lancet/article/PII0140-6736(92)92387-U/fulltext)
4. Here's Novo Nordisk's Dr John Miller in 2004 "fixing" a sneaky unethical Novo Nordisk insulin tangle: "invitations asked patients to 'Come and make your life a little easier and gain control of your diabetes. With [Novo Nordisk's] FlexPen, there is no easier way to inject insulin.' Mr Miller could not confirm whether Novo Nordisk or the pharmacist planned the meeting, nor could he say how often such promotion meetings took place." <https://www.smh.com.au/national/education-meeting-used-to-push-drug-20040617-gdj53q.html>
5. **More recently, here's JBM and (John J. Miller's co-author) Stephen Colagiuri's millions-sold LowGI Diet handbooks, in which they falsely claim "There is absolute consensus that sugar in food does not cause [type 2] diabetes":** p. 10 <https://www.australianparadox.com/pdf/Letter-to-BelindaHutchinson.pdf>
6. A recent scroll through the Miller's public Facebook postings reinforced the evidence above that University of Sydney superstar JBM is/was married for decades to Dr John Miller, Novo Nordisk's Medical Director Australasia since 1978: <https://www.linkedin.com/in/john-miller-7ab727a/?originalSubdomain=au>
7. Here's a photo circa 2007, reportedly of "Scientist Jennie Brand-Miller at home with her husband Dr John Miller": <https://www.gettyimages.com.au/detail/news-photo/scientist-jennie-brand-miller-at-home-with-her-husband-dr-news-photo/540183657>

All up, it seems clear that the University of Sydney's diet-and-health superstar Jennie Brand-Miller has enjoyed millions of dollars of undisclosed household income/wealth over recent decades via a spousal link to Novo Nordisk's diabetes-drug sales. That helps to explain some of the false and harmful diet-and-health nonsense pushed by JBM and her Novo-Nordisk funded University of Sydney colleagues: pp. 9-26 and 36-39 <https://www.australianparadox.com/pdf/Letter-to-BelindaHutchinson.pdf>

Tragically, some 35% of Australians who began using (exogenous, taxpayer subsidised) insulin to "treat their diabetes" in 2020 were women with "gestational diabetes": <https://www.aihw.gov.au/getmedia/5f4dcfa1-4420-4d54-8618-948ce2d6ac4d/AIHW-CDK-11-Factsheet-2020.pdf.aspx>

That travesty is a triumph for the misinformation and shonky official treatment advice funded by pharmaceutical companies like Novo Nordisk, and a disaster for public health and taxpayers. Yet in 2020 we also had JBM - who for decades has quietly benefited from Novo Nordisk's insulin sales - publishing fluffy, unhelpful "Carbohydrate restriction in gestational diabetes" research in your AJCN, and deceiving all of us with: "The authors declare no conflicts of interest." <https://academic.oup.com/ajcn/article/112/2/284/5857407>

Again, AJCN editors and ASN officials, please fix all of JBM's false and deceptive conflict-of-interest statements in your AJCN. Importantly, if you see anything I have written here or elsewhere that is factually incorrect or otherwise unreasonable, please contact me urgently so that - if I agree - I can correct the public record as soon as possible. (NB: no-one has found anything that needs correcting in over a decade.)

Best wishes,
Rory

rory robertson

www.strathburn.com

Strathburn Cattle Station is a proud partner of YALARI, Australia's leading provider of quality boarding-school educations for Aboriginal and Torres Strait Islander teenagers. Check it out at <http://www.strathburn.com/yalari.php>

[Letter 2](#)

On Mon, Jul 17, 2023 at 11:23 PM Sarah McCormack <SMcCormack@nutrition.org> wrote:

Dear Mr. Robertson,

Thank you for your message. We will investigate this matter.

Sincerely,

Sarah L. McCormack | she/her

Director of Scholarly Publications | American Society for Nutrition

ISMTE Co-Chair, DEI Advisory Committee

9211 Corporate Blvd., Suite 300, Rockville, MD 20850, USA

Phone: 240-428-3616

<https://nutrition.org/publications/>

[Letter 3](#)

From: rory robertson <strathburnstation@gmail.com>

Sent: Monday, July 17, 2023 3:59 PM

To: Sarah McCormack <SMcCormack@nutrition.org>

Cc: Christopher Duggan <christopher.duggan@childrens.harvard.edu>; Gwen Twillman <GTwillman@nutrition.org>

Subject: Re: Letter to AJCN: Please fix Jennie Brand-Miller's false and deliberately deceptive Conflict-of-Interest statements in AJCN

Thank you Sarah, for your note, confirming that you will investigate this matter.

For your investigation, last week's extraordinary incident involving JBM and her undisclosed conflict of interest is highly relevant.

I will provide you with a summary from my letter yesterday to authorities, then I will email you separately the full letter.

Here's my summary (from the letter I will send you in a minute):

On the detail of the extraordinary incident last Wednesday, your ABC reporter Norman Swan was the MC of a taxpayer-funded Diabetes Australia debate in front of maybe 600 or more people. Only deciding in the hour beforehand to show up to the free/taxpayer-funded event, I was not expecting much as an on-site attendee of "Australia's obesity crisis: Is there a magic pill?; Wednesday 12 July, 6.15pm (AEST) ; Warrane Theatre, Museum of Sydney (in-person) and live-streamed"

<https://www.diabetesaustralia.com.au/national-diabetes-week/great-debate-series/>

Discovering on arrival that Dr Alan Barclay (JBM's long-time colleague and co-author of the Australian Paradox sugar-and-obesity fraud) was on the six-person panel, I decided to try to ask Barclay and Norman Swan (who has known JBM for decades) a question about JBM's hidden must-report Novo Nordisk conflict of interest. After 45 minutes or so of panel discussion, I was handed the microphone as the first contributor from the audience. I provided my name, and then my introduction touched on prominent

investigative science journalist Gary Taubes, excess sugar and carbohydrates as the main driver of the T2D epidemic, US firm Virta Health using its low-carbohydrate approach to reverse T2D in hundreds of thousands of T2D victims as we speak, some of the things documented on pp. 4-26 in my letter to Belinda Hutchinson (see link above).

I then turned to my specific scientific-integrity concerns, and started to ask panel member "Dr Barclay" and MC "Dr Swan" about JBM's must-report Novo Nordisk conflict of interest. Dr Swan then interrupted proceedings, to promptly and appropriately advise me and the rest of the ~600-person audience that "Jennie is here", tonight, in the room (below, to the right of me).

I was a bit shocked, as the possibility of JBM's attendance hadn't crossed my mind. But then, naturally, I addressed my question directly to JBM, maybe 10 metres away across the room, asking something like: Is it true that your husband is Dr John J. Miller, the Medical Director of Novo Nordisk Australia since 1978? <https://www.linkedin.com/in/john-miller-7ab727a/?originalSubdomain=au>

... we now come to the extraordinary bit. The bit that ...ABC reporter Norman Swan should have reported, not suppressed. Instead of denying that she has hidden from the scientific community for decades a must-disclose Novo Nordisk conflict of interest, JBM and a male acquaintance (was he Dr John J. Miller, the Medical Director of Novo Nordisk since 1978?) stood up and, bizarrely, without saying a word, walked slowly across the room, in the front of MC Norman Swan and the assembled six-person panel, towards the exit of the theatre. I was a bit gobsmacked that suddenly things had escalated into a confrontation - a la "A Current Affair" - but from my chair I went with (I think I recall) "Excuse me Sir, are you Dr John J. Miller, the Medical Director of Novo Nordisk since 1978"? Again no answer, as JBM and her male acquaintance literally exited stage left.

Critically, JBM's long, silent, undignified "walk of shame" towards and then out of the exit - without uttering a word of denial in answer to a profoundly important yes-or-no question - is perfectly consistent with my convincing evidence via those seven key points [above] (in my ... letter to the AJCN) that JBM continues to dishonestly hide a must-report Novo Nordisk conflict of interest from everyone who trusts her "science".

I wonder if you agree with my assessment, in the final paragraph above?

I will leave it with you.

Regards,
Rory

Letter 4

From: Sarah McCormack <SMcCormack@nutrition.org>

Date: Tue, Aug 15, 2023 at 11:09 PM

Subject: RE: Letter to AJCN: Please fix Jennie Brand-Miller's false and deliberately deceptive Conflict-of-Interest statements in AJCN

To: rory robertson <strathburnstation@gmail.com>

Cc: Christopher Duggan <christopher.duggan@childrens.harvard.edu>, Gwen Twillman <GTwillman@nutrition.org>

Dear Rory,

Thank you for your e-mail about Dr. Jennie Brand-Miller. We have reviewed the 3 articles published in *The American Journal of Clinical Nutrition*, that you referenced, listed below.

[Effects of a modestly lower carbohydrate diet in gestational diabetes: a randomized controlled trial - The American Journal of Clinical Nutrition](#)

[Declining consumption of added sugars and sugar-sweetened beverages in Australia: a challenge for obesity prevention¹² - The American Journal of Clinical Nutrition](#)

[Effects of glycemic load on weight loss in overweight adults](#)

At the time of the submission and publication of the first 2 articles, Dr. Brand-Miller's husband was no longer employed by Novo Nordisk [Sarah advised that JJM "retired" in 2013]. For the Letter to the Editor, [Effects of glycemic load on weight loss in overweight adults](#), her husband's employment was deemed not a conflict. (RR's emphasis)

Best regards,

Sarah

Sarah L. McCormack

Phone: 240-428-3616

Letter 5

From: **rory robertson** <strathburnstation@gmail.com>

Date: Fri, Aug 25, 2023 at 7:26 AM

Subject: Re: Letter to AJCN: Please fix Jennie Brand-Miller's false and deliberately deceptive Conflict-of-Interest statements in AJCN

To: **Sarah McCormack** <SMcCormack@nutrition.org>

Cc: **Christopher Duggan** <christopher.duggan@childrens.harvard.edu>, **Gwen Twillman** <GTwillman@nutrition.org>

Rory Robertson (+61 414 703 471)

Sydney NSW (strathburnstation@gmail.com)

25 August 2023

Dear Sarah,

Thank you for your 15 August response to my request for your *American Journal of Clinical Nutrition (AJCN)* to please fix Jennie Brand-Miller's (JBM's) false and deliberately deceptive Conflict-of-Interest (COI) statements in AJCN.

Sarah, you explained in your response [above] that JBM's secretly hidden COI of the past several decades - her deep relationship with Novo Nordisk via husband Dr John J. Miller, the Medical Director of Novo Nordisk Australasia from 1978: <https://www.linkedin.com/in/john-miller-7ab727a/> - "was no longer employed by Novo Nordisk" at the times (you say are) relevant for certain papers that JBM published in *AJCN*.

We spoke briefly on the phone soon after I received your note. I thanked you for your American Society for Nutrition's integrity in starting to honestly deal with the fact that Australian diet-and-health superstar JBM has duped your editors for decades, by placing false and deliberately deceptive COI disclosures in your esteemed journal, *AJCN*.

I mentioned that I would write to you again soon, once I had a better sense of the extent to which your AJCN has a massive problem that needs to be fixed. Sarah, I've now estimated that JBM has published false and deliberately deceptive COI disclosures in more than 100 diet-and-health papers and more than a dozen journals.

That calculation starts with JBM's husband Dr John J. Miller claiming to have been employed by Novo Nordisk Australasia from 1978 (via his *LinkedIn* post above). **Being naturally cautious, I note that JBM's husband - identifying as a Novo Nordisk employee - and his friend Stephen Colagiuri (Colagiuri over the years was JBM's most important co-author on Glycemic Index (GI) and diabetes matters) published on Novo Nordisk business in *The Lancet* in June 1992:** "Double-blind crossover comparison of human and porcine insulins in patients reporting lack of hypoglycaemia awareness" [https://www.thelancet.com/journals/lancet/article/PII0140-6736\(92\)92028-E/fulltext#%20](https://www.thelancet.com/journals/lancet/article/PII0140-6736(92)92028-E/fulltext#%20)

Further, we see that JBM's marriage was as early as **September 1992, with JBM adding "Miller" to "Janette Brand", becoming Jennie Brand-Miller (JBM):** "Variability of breath hydrogen excretion in breast-fed infants during the first three months of life" [https://www.jpeds.com/article/S0022-3476\(05\)81797-4/pdf](https://www.jpeds.com/article/S0022-3476(05)81797-4/pdf)

Sarah, looking only at JBM's publications in your journal AJCN - and only over the timeframe you say is relevant (more on that below) - I have identified more than a dozen AJCN papers that will need JBM's sham COI disclosures amended. Those papers include, for starters: "Carbohydrate nutrition and inflammatory disease mortality in older adults" (2010); "Glycemic index, glycemic load, and chronic disease risk -- a meta-analysis of observational studies" (2008); "The link between dietary glycemic index and nutrient adequacy" (2012); "International table of glycemic index and glycemic load values" (2002); "Dietary insulin index and insulin load in relation to biomarkers of glycemic control, plasma lipids, and inflammation markers" (2011); "Glycemic index in overweight development: distinguishing limited evidence from limits in evidence" (2009); "Optimizing the cardiovascular outcomes of weight loss" (2005); and "Effect of low-glycemic-index dietary advice on dietary quality and food choice in children with type 1 diabetes" (2003), etc.

To be clear: JBM's false and deliberately deceptive COI disclosures corrupting your AJCN are very big deal. I believe they are a small-but-critical subset of an epic diabetes fraud that would have been quickly "nipped in the bud" if our global scientific, medical and diabetes communities had been properly advised from day one, that JBM and Novo Nordisk were working "hand in glove" on the University of Sydney's Glycemic Index (GI) project.

As I wrote in a letter this week to hundreds of Australian lawmakers and opinion leaders: "Tragically, JBM has been at the global forefront of the unscientific blocking of Carbohydrate Restriction from stopping the fast-growing global T2D epidemic. **JBM was "owned" by Novo Nordisk Australasia in 2004 - working hand-in-glove with its local Medical Director (whose job is to sell diabetes drugs) - when she dishonestly hid her true COI from the global diabetes community, and falsely insisted - as a representative of the American Diabetes Association - that Carbohydrate Restriction simply cannot fix T2D ("Although dietary carbohydrate increases postprandial glucose levels, avoiding carbohydrate entirely will not return blood glucose levels to the normal range":** <https://diabetesjournals.org/care/article/27/9/2266/22648/Dietary-Carbohydrate-Amount-and-Type-in-the> . Novo Nordisk globally has had no more effective helpers boosting its global diabetes-drug sales than inept, dishonest JBM and the University of Sydney's shonky Glycemic Index (GI) "science"."

Sarah, the problem for global science and global public health is that JBM's ongoing dishonesty in this matter has ensured that the symbiotic relationship between JBM and Novo Nordisk's diabetes-drug sales has never been publicly disclosed: millions of readers of JBM's "peer reviewed" papers and her books promoting the University of Sydney's controversial pro-sugar, pro-diabetes, high-carbohydrate "Low GI" dietary approach have never been advised that JBM's household income/wealth has benefited for decades from the (associated) rapid growth of Novo Nordisk's diabetes-drug sales.

Ongoing Novo Nordisk COI?

There's no need to argue about this now - I think you will readily agree that *ACJN* already has at least a dozen papers to correct - but I doubt that JBM and her husband's deep financial relationship with Novo Nordisk ended with any "retirement", if there is one. My information is that Dr John J. Miller was still "active" at the Royal Prince Alfred Hospital - across the road from JBM's Charles Perkins Centre - as recently as last (Australian) summer. **In any case, there are two relevant dates for your COI calculation: (1) the date of JBM's marriage to Dr John J. Miller; and (2) the latest of the following three possibilities:**

- (i) the date on which any Novo Nordisk salary/bonuses ceased; or**
- (ii) the date on which any Novo Nordisk pension ceased; or**
- (iii) the date on which JBM's family sold its final Novo Nordisk stock, if any were held.**

That is, beyond paying JBM's husband - Novo Nordisk's Medical Director Australasia (from 1978?) - a tidy salary for decades, Dr John J. Miller may also have accrued a **substantial "defined benefits (forever) pension" from Novo Nordisk (one of the richest companies in the world) and/or he may have been granted valuable Novo Nordisk shares** as part of their employment package. I do not know - those issues will need to be examined when your investigator is evaluating exactly how many misleading *AJCN* papers need to be fixed. **Notably, the value of one Novo Nordisk share has increased from below 40 US cents for much of the 1980s to around US\$180 today, the Novo Nordisk stock price rising around 500 times** (click "Max" on the chart, here: <https://finance.yahoo.com/quote/NVO/>).

My argument that (i) Novo Nordisk employment income; (ii) any pension flowing from Novo Nordisk employment; and (iii) any shareholdings flowing from Novo Nordisk employment, all are important COIs is based on *AJCN*'s formal COI guidelines: **"Each Author must disclose all possible conflict of interest situations including...financial interest in the outcome or otherwise having a relationship [family and/or financial] that might affect judgment or could be seen as doing so by a reasonable person familiar with the relationship"**. <https://nutrition.org/publications/guidelines-and-policies/conflict-of-interest/>

As you know, JBM is a diet-and-health "scientist". Tragically, the most important aspect of JBM's career remains her **ongoing unethical promotion of high-carbohydrate "Low GI" diets as better for people with type 2 diabetes (T2D) than "Low Carbohydrate" ("no GI") diets**. Outrageously, she has kept promoting her sugary "Low GI" high-carbohydrate nonsense - **massively assisting Novo Nordisk diabetes-drug sales - long after everyone could know for sure that Low-carbohydrate diets profoundly outperform "Low GI" diets in fixing T2D** (see Fig 9 in <https://www.sciencedirect.com/science/article/pii/S0899900714003323>).

In summary, JBM has been a determined menace to global public health, for decades blocking reversal of T2D in millions of T2D victims, instead fuelling the ongoing use of drugs in hapless T2D victims never offered the prospect of easy remission. That is, JBM and her husband Dr Novo Nordisk have had a "financial interest in the outcome" of most papers JBM has ever written, especially those involving the University of Sydney/Novo Nordisk's "Glycemic Index" project and its unhelpful "Low GI" diet claims. The extent of the nonsense is nicely illustrated by JBM putting "Low GI" healthy stamps on a "Better for You" product that is 99.4% not 100% sugar (sucrose): <https://www.foodpolitics.com/2016/03/sugar-in-australia-its-better-for-you/>

Sarah, for today, I think you will readily agree with me that a dozen or more *ACJN* papers (including those listed above) need correcting ASAP. In my opinion, the sooner you correct those papers, the better it will be for the American Society for Nutrition and your *AJCN*, because JBM is a key player in something that ultimately will be understood to be an epic diabetes fraud that harmed many, promoting misery, T2D and early death for millions of people.

I am arguing the following near and far: *"JBM is an utter disgrace, having deliberately hid her symbiotic Novo Nordisk "conflict of interest" (COI) for decades in order to deceive the global scientific, medical and diabetes communities. JBM correctly assessed that those communities would not embrace her pro-sugar, pro-diabetes, high-carbohydrate "Low GI" dietary approach if they knew it was developed hand-in-glove with Novo Nordisk. The tragedy is that the fast-growing focus for decades on JBM's highly ineffective sugary "Low GI" high-carbohydrate diets stole attention from medical science's highly effective low-carbohydrate diets, helping to fuel our fast-growing T2D epidemic and thus Novo Nordisk's insulin sales: pp. 4-34 in <https://www.australianparadox.com/pdf/Letter-to-BelindaHutchinson.pdf> "*

Sarah, Christopher and Gwen, thank you in advance for honestly addressing what is a simple matter of correcting faulty COI disclosures. Correcting JBM's many false and deliberately deceptive COI disclosures in *AJCN* is really important for the credibility of your journal and for the credibility of nutrition science in general. I look forward to hearing from you about your plans in this matter.

Best wishes,
Rory

(Letters 6 and 7 reproduced overleaf)

Letter 6

From: rory robertson <strathburnstation@gmail.com>

Date: Thu, Oct 12, 2023 at 7:16 AM

Subject: Re: Letter to AJCN: Please fix Jennie Brand-Miller's false and deliberately deceptive Conflict-of-Interest statements in AJCN

To: Sarah McCormack <SMcCormack@nutrition.org>

Cc: Christopher Duggan <christopher.duggan@childrens.harvard.edu>, Gwen Twillman <GTwillman@nutrition.org>

Hi Sarah,

Thanks for our brief phone conversation just now. I accept your observation that *AJCN* has a strong peer-review process when publishing articles but, alas, does not have a well-established approach for fixing problems that slipped through *AJCN*'s mostly excellent quality controls.

I want to help. I will send a detailed timeline to help your *AJCN* better understand the extent to which your journal has been duped by Professor Jennie Brand-Miller (JBM) over the decades. I hope that I can help *ACJN* maintain its credibility by improving its processes for fixing the scientific record, by rooting out the harmful scientific corruption that your journal at present is assisting.

Regards,

Rory

Letter 7

From: rory robertson <strathburnstation@gmail.com>

Date: Tue, Oct 17, 2023 at 2:39 PM

Subject: Letter to AJCN: Epic Australian diabetes fraud corrupting *American Journal of Clinical Nutrition*

Dear Editor-in-Chief Christopher Duggan, other officials of *The American Journal of Clinical Nutrition (AJCN)* and American Society for Nutrition (ASN), and interested observers,

Greetings from Sydney, Australia. I hope you are well. My name is Rory Robertson. I wrote to many of you in July on the topic above.

As you may know, your publisher - Sarah L. McCormack, Director of Scholarly Publications | American Society for Nutrition - is formally investigating the extent to which your journal has been duped by deliberately false and deceptive conflict-of-interest disclosures from University of Sydney superstar Professor Jennie Brand-Miller (JBM).

Ms McCormack's progress so far has been limited, she tells me - see attached emails [above] - in part because you and your *AJCN* do not have well-established processes for dealing with deliberate corruption of the scientific record that evaded *AJCN*'s pre-publication quality controls. The good news is that your journal's slow response to my July communication forced me to dig deeper, and to document more fully the scientific fraud your *AJCN* continues to support.

Here is my Submission to the Australian Parliament's 2023 **Inquiry into**

Diabetes: <https://www.australianparadox.com/pdf/Submission-HoR-DIABETES-INQUIRY.pdf>

The **detailed Timeline** in my *Submission* above (from p. 8) documents that JBM's globally influential "Low GI" (Glycemic Index) Diet approach to diabetes management was developed as **an undisclosed joint venture** between (now-global superstar) Janette C. Brand aka Jennie Brand-Miller (JBM), JBM's scientist husband, lifetime collaborator and financial partner Dr John J. Miller, a longtime Medical Director at Novo Nordisk, and *his* main scientific collaborator, Professor Stephen Colagiuri, a longtime paid part-timer for Novo Nordisk and other diabetes-drug companies (see pp. 6, 8-12, 22-30 my *Submission* above).

Again, the development of the University of Sydney's Low GI Diet was an undisclosed joint venture between JBM and Novo Nordisk, the world leader in selling diabetes drugs, especially ineffective drugs for type 2 diabetes (T2D). It was a sweet ride: JBM, the University of Sydney and Novo Nordisk's promotion of their Low GI Diet made high-carbohydrate diets more fashionable, in the process of blocking T2D reversal for decades, thus boosting the market for T2D drugs including Insulin.

Apart from helping to fuel the global T2D disaster, Novo Nordisk's central role in the development of the University of Sydney's high-carbohydrate "Low GI Diet" was fine except for the **dishonest lack of disclosure**. **My estimate is that JBM published false and deceptive conflict-of-interest (COI) statements in over 100 "peer reviewed" papers - many published in *AJCN* - in the process of dishonestly hiding her financial partnership with Dr Novo Nordisk.**

As you can see in my **Timeline (pp. 8-10)**, **Dr John J. Miller worked as the Medical Director at Novo Nordisk Australasia** while he and Dr Stephen Colagiuri were publishing together on human insulin and humans' glycemic response to breakfast meals, sugar and Insulin. **Then, after Janette C. Brand married Novo Nordisk's Dr John J. Miller**, Jennie Brand-Miller (aka Janette C. Brand) and Dr Stephen Colagiuri - Dr John Miller's main scientific co-author - spent many years publishing on glycemic responses and diabetes management. **JBM for decades dishonestly hid her financial and scientific partnership with Novo Nordisk's Dr John Miller.**

Again, for several decades from the early 1990s, JBM published on diabetes-related matters in journals including *AJCN*, *Diabetes Care*, MDPI's *Nutrients* and many others while **sneakily avoiding a standard scientific requirement: researchers MUST honestly declare all COIs**. Indeed, JBM, her **corrupt cabal** - including **Dr Colagiuri**, JBM's boss **Stephen Simpson**, the Academic Director of the University of Sydney's Charles Perkins Centre, and **Stewart Truswell**, the main scientific author of *Australian Dietary Guidelines* for decades from 1978 - and the **University of Sydney's senior management** continue to dupe the world's scientific, medical, diabetes and taxpaying communities, by pretending that JBM's decades-long Novo Nordisk COI is a non-issue. Beyond JBM's

careful corruption of the formal scientific record, JBM and Dr Colagiuri also sold millions of Low GI Diet books to hapless consumers without even hinting at their deep Novo Nordisk links (evidence for all that at pp. 8-19 and 22-31).

Dishonestly hiding important COIs is a serious form of scientific fraud. So, Editor-in-Chief Christopher Duggan and other officials of AJCN and American Society for Nutrition, your next job is to do some basic legwork to confirm the observations in my Timeline, then to help Sarah McCormack to properly correct JBM's many false and dishonest COIs in your AJCN.

But there is more. Separately, as part of the University of Sydney's infamous Australian Paradox "sugar is innocent" obesity fraud, **JBM in 2017 deviously published a paper in your AJCN that features faked and otherwise unreliable Australian sugar data, while yet again dishonestly hiding her Novo Nordisk COI:** see pp. 11-14, 17, 32-38
<https://www.australianparadox.com/pdf/Submission-HoR-DIABETES-INQUIRY.pdf>

My Submission above shows clearly that JBM, Stephen Simpson and Stephen Truswell knowingly corrupted the scientific record by promoting faked and otherwise unreliable data in your AJCN, in order to falsely exonerate modern doses of sugar as a key driver of obesity and T2D. **Accordingly, I respectfully request that you formally retract from your journal that shonky 2017 paper: "Declining consumption of added sugars and sugar-sweetened beverages in Australia: a challenge for obesity prevention"**
<https://www.sciencedirect.com/science/article/pii/S0002916522048316?via%3Dihub> .

Before I go, I hope as AJCN officials that you all agree that fixing the scientific record - and helping to kill an epic diabetes fraud that continues to harm millions - is the right thing to do. Finally, if you have read anything from me in my letter above, in my *Submission to Australia's Inquiry into Diabetes* or anywhere else that is factually incorrect or otherwise unreasonable, please contact me immediately and, if I agree, I will correct the text as soon as possible.

Best wishes,
Rory

[Perhaps write to any of the officials below to encourage them to fix their mess \(or to encourage their good work\)!](#)

UNETHICAL OFFICIALS OF THE AMERICAN JOURNAL OF CLINICAL NUTRITION OR AMERICAN SOCIETY FOR NUTRITION

christopher.duggan@childrens.harvard.edu , dbanel@hsph.harvard.edu , david.ludwig@childrens.harvard.edu ,
SMcCormack@nutrition.org , GTwillman@nutrition.org , ajcnsubmit@nutrition.org , lorraine.brennan@ucd.ie , pchrist1@jhu.edu ,
dafinley@ucdavis.edu , golden@hsph.harvard.edu , klatt@berkeley.edu , nancy.krebs@ucdenver.edu ,
a.kurpad@sjri.res.in , sley@tulane.edu , Simin_Liu@brown.edu , amanda.macfarlane@ag.tamu.edu , manary@wustl.edu ,
joel.mason@tufts.edu , panan@hust.edu.cn , perei004@umn.edu , shapses@rutgers.edu , paul@isi.uu.nl ,
sunguya@gmail.com , diana.thomas@westpoint.edu , xuehongzhang@hsph.harvard.edu , dbier@bcm.edu ,
corabest@ufl.edu , emily.riseberg@gmail.com , emilyriseberg@fas.harvard.edu , malsvia@g.harvard.edu ,
tahmeed@icddr.org , allison@iu.edu , lbazzano@tulane.edu , eran.elinav@weizmann.ac.il ,
harrisw@sanfordhealth.org , Alp.lkizler@vanderbilt.edu , fma@nexs.ku.dk , mittendb@wustl.edu ,
dalexander@metamethodhealth.com , MMwangome@kemri-wellcome.org , parksej@missouri.edu , kmr5@cornell.edu ,
b.deroos@abdn.ac.uk , philipp.schuetz@ksa.ch , stanley.zlotkin@sickkids.ca , robyn.nicholson@sickkids.ca ,
Tanushree.Banerjee@ucsf.edu , awbrown@uams.edu , eunyoung_cho@brown.edu , efrongil@mailbox.sc.edu ,
Fumiaki.Imamura@mrc-epid.cam.ac.uk , yuchaojiang@tamu.edu , kakaiser@uab.edu , lij@uah.edu , pli@uab.edu ,
liliang@hsph.harvard.edu , enju.liu@childrens.harvard.edu , wai.low@adelaide.edu.au , dmaizon@fvet.uba.ar ,
kristinaspetersen@gmail.com , critz@sdu.dk , scwatson@mailbox.sc.edu , esmith@bcm.edu , tinku.sarah@sjri.res.in ,
michael.j.wenger@ou.edu , lynn@cc.hawaii.edu , michael.j.wenger@ou.edu , Lyleinc@att.net ,
dwu@unc.edu ; jfanzo1@jhu.edu , evolpi@utmb.edu , mkratz@fredhutch.org , mittendb@wustl.edu ,
Michael.Muller@uea.ac.uk , dafinley@ucdavis.edu ; uramakr@emory.edu , mclaina@mailbox.sc.edu ,
daiva.nielsen@mcgill.ca , JSorkin@som.umaryland.edu , belury.1@osu.edu , pmcoates@iu.edu , kschalin@iastate.edu ,
sarah.booth@tufts.edu , April_Stull@baylor.edu , reagan.bailey@ag.tamu.edu , ngletsum@indiana.edu ,
shaikhsa@email.unc.edu , kwest1@jhu.edu , nadeejaw@olemiss.edu , anupama.chawla@stonybrookmedicine.edu

UNETHICAL OFFICIALS OF THE AUSTRALIAN ACADEMY OF SCIENCE (see p. viii, earlier)

Chennupati.Jagadish@anu.edu.au , jim.williams@anu.edu.au , stephen.simpson@sydney.edu.au ,
b.graham@victorchang.unsw.edu.au , Malcolm.Sambridge@anu.edu.au , fs@unimelb.edu.au , lynbeazley@gmail.com ,
M.Anderson@latrobe.edu.au , j.shine@garvan.org.au , alan.andersen@cdu.edu.au , david.bowtell@unimelb.edu.au ,
J.Gale@curtin.edu.au , john.kirkegaard@csiro.au , colin.raston@flinders.edu.au , Louise.M.Ryan@uts.edu.au ,
veena@unsw.edu.au , jsprent@garvan.org.au , sharon.lewin@unimelb.edu.au , richard.payne@sydney.edu.au ,
taylorpg@unimelb.edu.au , pankaj.sah@uq.edu.au , Michael.Fuhrer@monash.edu , Mariapia.Degli-Esposti@monash.edu ,
louis.moresi@anu.edu.au , l.dai@unsw.edu.au , lewes@csu.edu.au , Jian.Li@monash.edu ,
andrew.holmes@sydney.edu.au , elaine.holmes@murdoch.edu.au , david.keith@unsw.edu.au , dk@wehi.edu.au ,
b.medlyn@westernsydney.edu.au , ute.roessner@anu.edu.au , s.bunn@griffith.edu.au ,
sarah.medland@qimrberghofer.edu.au , vice-chancellor@adelaide.edu.au , albert.zomaya@sydney.edu.au ,
beth.fulton@csiro.au , c.greenhill@unsw.edu.au , peter.langridge@adelaide.edu.au , Naomi.McClure-Griffiths@anu.edu.au ,
mhaber@ccia.unsw.edu.au , mbailes@swin.edu.au , marcela.bilek@sydney.edu.au , kathy.belov@sydney.edu.au , smithmiles@unimelb.edu.au , jonathan.carapetis@uwa.edu.au , cj.cannon@sydney.edu.au , h.zhao@griffith.edu.au ,
emma.l.johnston@sydney.edu.au , craig.simmons@newcastle.edu.au , ydu@une.edu.au , svetha.venkatesh@deakin.edu.au ,
s.coppersmith@unsw.edu.au , Steven.Chown@monash.edu , robinbg@unimelb.edu.au , mark.dawson@petermac.org ,
vc@qut.edu.au , jsader@unimelb.edu.au , ian.reid@adelaide.edu.au , hala.zreiqat@sydney.edu.au , Gregory Clark
u1817547@anu.edu.au , smyth@wehi.edu.au , glenda.halliday@sydney.edu.au , director.rses@anu.edu.au ,
c.lovelock@uq.edu.au , aas@science.org.au , media@science.org.au , B.Nowak@utas.edu.au ,
Arthur.Christopoulos@monash.edu , Andy Pitman a.pitman@unsw.edu.au , alison.rodger@mq.edu.au , Wenju.Cai@csiro.au ,
bedding@physics.usyd.edu.au , ryan.lister@uwa.edu.au , robyn.owens@uwa.edu.au , Ping.Lam@anu.edu.au ,

<Peter.Currie@monash.edu>, <linda.blackall@unimelb.edu.au>, l.morawska <l.morawska@qut.edu.au>, <lee.berger@jcu.edu.au>, <kevin.galvin@newcastle.edu.au>, <kate.jolliffe@sydney.edu.au>, <justin.marshall@uq.edu.au>, <jenny.stauber@csiro.au>, <ian.paulsen@mq.edu.au>, <harvey.millar@uwa.edu.au>, <g.froyland@unsw.edu.au>, <secretariat@iisa.gov.au>, <aurored@unimelb.edu.au>, <alexandw@wehi.edu.au>, <annabelle.bennett@5wentworth.com>, <alan.rowan@uq.edu.au>, <adeleg@qimr.edu.au>, <surinder.singh@csiro.au>, <peter.corke@qut.edu.au>, <p.hodges@uq.edu.au>, <mark.cassidy@unimelb.edu.au>, <maria.byrne@sydney.edu.au>, <maria.makrides@adelaide.edu.au>, <kerryl@unimelb.edu.au>, <jahami@unimelb.edu.au>, <joanne.etheridge@monash.edu>, <J.Whelan@latrobe.edu.au>, <Ian.J.Wright@westernsydney.edu.au>, <D.Bernhardt@uq.edu.au>, <david.balding@unimelb.edu.au>, <dkaroly@unimelb.edu.au>, <David.McClelland@anu.edu.au>, <C.Whitchurch@uea.ac.uk>, <christopher.barnerkowolik@qut.edu.au>, <catherine.stampfl@sydney.edu.au>, <alexander.molev@sydney.edu.au>, <vc@newcastle.edu.au>, <R.Bryant@unsw.edu.au>, <r.webster@unimelb.edu.au>, <Peter.Cawood@monash.edu>, <noel_cressie@uow.edu.au>, <m.stenzel@unsw.edu.au>, <lloydch@unimelb.edu.au>, Kliti Grice <K.Grice@curtin.edu.au>, <k.mengersen@qut.edu.au>, <josephat@unimelb.edu.au>, <Greg.Goodall@unisa.edu.au>, <g.williamson@sydney.edu.au>, <david.blair@uwa.edu.au>, <d.bowtell@petermac.org>, <dacheng.tao@sydney.edu.au>, <chris.dickman@sydney.edu.au>, <roberts@wehi.edu.au>, <andrew.roberts@petermac.org>, <b.kobe@uq.edu.au>, <ralph@physics.uq.edu.au>, <p.hughenoltz@uq.edu.au>, <Nick.Wormald@monash.edu>, <melissa.little@mcri.edu.au>, <lois.salamonsen@hudson.org.au>, <kglazebrook@swin.edu.au>, <jozef.gecz@adelaide.edu.au>, <John.patrick@newcastle.edu.au>, <john.volkman@csiro.au>, <jlm@griffith.edu.au>, <j.elith@unimelb.edu.au>, <Igor.Bray@curtin.edu.au>, <evans.lagudah@csiro.au>, <dietmar.muller@sydney.edu.au>, <david.gardner@unimelb.edu.au>, <Cameron.Jones@monash.edu>, <branka.vucetic@sydney.edu.au>, <Anita.Hill@csiro.au>, <tw@cse.unsw.edu.au>, Susan Scott <Susan.Scott@anu.edu.au>, <nutt@wehi.edu.au>, Simon Foote <simon.foote@anu.edu.au>, <sarah.robertson@adelaide.edu.au>, <pmcgorry@unimelb.edu.au>, <Neville.Nicholls@monash.edu>, <naomi.wray@uq.edu.au>, <Justin.gooding@unsw.edu.au>, <Ian.Allison@utas.edu.au>, <halina@physics.uq.edu.au>, <lindeman@wehi.edu.au>, <geoff.fischer@adelaide.edu.au>, <f.sukochev@unsw.edu.au>, <david.bellwood@jcu.edu.au>, <benjamin.eggleson@sydney.edu.au>, <a.koltunow@uq.edu.au>, <alex.mcbratney@sydney.edu.au>, <w.hoy@uq.edu.au>, <s.clark@garvan.org.au>, <San.Thang@monash.edu>, <peter@berkeley.edu>, <michael.mclaughlin@adelaide.edu.au>, <michael.waters@sa.gov.au>, <martin@mso.anu.edu.au>, <maria.forsyth@deakin.edu.au>, <linda.richards@wustl.edu>, <Jenefer.Blackwell@telethonkids.org.au>, <ian.small@uwa.edu.au>, <helene.marsh@jcu.edu.au>, <g.mclachlan@uq.edu.au>, <edward.holmes@sydney.edu.au>, <c.beveridge@uq.edu.au>, Christine Charles <christine.charles@anu.edu.au>, <carola.vinuesa@anu.edu.au>, <bill.laurance@jcu.edu.au>, <r.amal@unsw.edu.au>, <p.gill@sydney.edu.au>, <michelle.coote@anu.edu.au>, <m.england@unsw.edu.au>, <mdreid@swin.edu.au>, <lisa.kewley@anu.edu.au>, <john.bowman@monash.edu>, <john.miners@flinders.edu.au>, <jean.finnegan@csiro.au>, <Jamie.Rossjohn@monash.edu>, <imarusic@unimelb.edu.au>, <i.scheffer@unimelb.edu.au>, <hans.bachor@anu.edu.au>, <george.willis@newcastle.edu.au>, <craig.moritz@anu.edu.au>, <Angel.Lopez@unisa.edu.au>, Alan Carey <alan.carey@anu.edu.au>, <yuri.estrin@monash.edu>, <Sharad.Kumar@unisa.edu.au>, <rr@pi.csiro.au>, <oveh@uq.edu.au>, Mike Sandiford <mikes@unimelb.edu.au>, <vco@surrey.ac.uk>, <info@genomicsengland.co.uk>, John Evans <john.evans@anu.edu.au>, <james.paton@adelaide.edu.au>, Ian Jackson <ian.jackson@anu.edu.au>, <gntaylor@unimelb.edu.au>, <d.craik@imb.uq.edu.au>, <david.day@flinders.edu.au>, <gaensler@ucsc.edu>, <bryan.williams@hudson.org.au>, <brian.walker@csiro.au>, <b.martinac@victorchang.edu.au>, <Ben.Andrews@anu.edu.au>, <hassell@maths.anu.edu.au>, <andrew.white@uq.edu.au>, <smacmahon@georgeinstitute.org>, <stephen.powles@uwa.edu.au>, <bob.williamson@uni-tuebingen.de>, <peter.dodds@csiro.au>, <paul.burn@uq.edu.au>, <patrick.dedecker@anu.edu.au>, <M.Alpers@curtin.edu.au>, <michael.tobar@uwa.edu.au>, <jbh@physics.usyd.edu.au>, <john.church@unsw.edu.au>, <John.Endler@deakin.edu.au>, John Norris <john.norris@anu.edu.au>, <visvader@wehi.edu.au>, <hans.lambers@uwa.edu.au>, <greg.stuart@anu.edu.au>, <trevor.hambley@sydney.edu.au>, <thomas.maschmeyer@sydney.edu.au>, <laskjelleberg@ntu.edu.sg>, <ross@physics.usyd.edu.au>, <Mahananda.Dasgupta@anu.edu.au>, <meg@unimelb.edu.au>, <Joe.Monaghan@monash.edu>, <ian.petersen@anu.edu.au>, <gwilliams@geology.adelaide.edu.au>, <Aibing.Yu@monash.edu>, <mathai.varghese@adelaide.edu.au>, <m.blows@uq.edu.au>, <john.aitken@newcastle.edu.au>, <e.whitelaw@mmb.usyd.edu.au>, <d.black@unsw.edu.au>, <vladimir.bazhanov@anu.edu.au>, <Trevor.Lithgow@monash.edu>, <s.praver@unimelb.edu.au>, <Scott.O'Neill@monash.edu>, <roger.reddel@sydney.edu.au>, <raymondv@unimelb.edu.au>, <peter.visscher@uq.edu.au>, <mwp@unimelb.edu.au>, <m.frommer@unsw.edu.au>, <john.oakeshott@csiro.au>, <jeffrey.reimers@uts.edu.au>, <fcarbone@unimelb.edu.au>, <elaine.sadler@sydney.edu.au>, <zaiping.guo@adelaide.edu.au>, <xinghuo.yu@rmit.edu.au>, <Timothy.Brodribb@utas.edu.au>, <s.qiao@adelaide.edu.au>, <brendan.crabb@burnet.edu.au>, <barry.pogson@anu.edu.au>

UNETHICAL OFFICIALS OF THE UNIVERSITY OF SYDNEY (see p. vii, earlier)

david.thodey@thodey.com.au , chancellor@sydney.edu.au , mark.scott@sydney.edu.au ,
vice.chancellor@sydney.edu.au , emma.l.johnston@sydney.edu.au , stephen.garton@sydney.edu.au ,
annamarie.jagose@sydney.edu.au , jane.hanrahan@sydney.edu.au , stephen.simpson@sydney.edu.au ,
stephen.colagiuri@sydney.edu.au , professor.truswell@sydney.edu.au , jennie.brandmiller@sydney.edu.au ,
<alan.pettigrew@sydney.edu.au>, <renae.ryan@sydney.edu.au>, <ben.saul@sydney.edu.au>, <rebecca.ward@sydney.edu.au>, <joanne.wright@sydney.edu.au>, <lisa.jackson-pulver@unsw.edu.au>, <Susan.Rowland@sydney.edu.au>, <richard.miles@sydney.edu.au>, <adam.bridgeman@sydney.edu.au>, <kathy.belov@sydney.edu.au>, <benjamin.eggleson@sydney.edu.au>, <julie.cairney@sydney.edu.au>, <simon.ringer@sydney.edu.au>, <louise.sharpe@sydney.edu.au>, <susanna.scarparo@sydney.edu.au>, <jennifer.barrett@sydney.edu.au>, <rosalind.ogilvie@sydney.edu.au>, <kirsten.andrews@sydney.edu.au>, <stephen.phillips@sydney.edu.au>, <david.scott@sydney.edu.au>, <olivia.perks@sydney.edu.au>, <michelle.stanhope@sydney.edu.au>, <darren.goodsir@sydney.edu.au>, <wayne.andrews@sydney.edu.au>, <lisa.adkins@sydney.edu.au>, <leisa.sargent@sydney.edu.au>, <willy.zwaenepoel@sydney.edu.au>, <robyn.ward@sydney.edu.au>, <marcel.dinger@sydney.edu.au>, <robyn.dowling@sydney.edu.au>, <anna.reid@sydney.edu.au>, <simon.bronitt@sydney.edu.au>, <hayden.gray@sydney.edu.au>, <david.james@sydney.edu.au>, <brenden.hooke@sydney.edu.au>

Dedication

Charlie Perkins was born in Alice Springs near the red centre of Australia in June 1936. I was born there 30 years later in March 1966. I dedicate my decade's worth of efforts exposing the Charles Perkins Centre's disastrous high-carbohydrate advice for diabetes to my now-dead parents. My wonderful, kind indefatigable mother, **Elaine Lucas** (14 March 1937 to 14 March 2021) nursed Aboriginal and other Australians in remote places - including Katherine, Alice Springs, Balcanooka, Woorabinda and Baralaba - from the early 1960s to the late 1980s, while my father, **Alexander "Sandy" Robertson** (2 October 1933 to 26 April 2015) grew up on a farm near Peebles in Scotland, and in the Scots Guards, then shipped briefly to Melbourne and Coogee in Sydney, before working with cattle, sheep and wheat across country Australia for half a century. He taught me (and my brother and sister) much about what is right and much about what is wrong, often by example. (A longer piece on Dad's life and times can be found in one of the links below.)

I also have firmly in mind people like Bonita and Eddie Mabo, Faith Bandler, Charlie Perkins (who Dad often said he knew briefly - so too his brother Ernie - in The Territory over half a century ago), Waverley Stanley and Lou Mullins of Yalari, and especially Noel and Gerhardt Pearson, all of whom worked or are working indefatigably for decades to improve the lot of their mobs, their peoples left behind. Finally, I wonder whatever happened to the many Aboriginal boys and girls I met across country Australia when I was a boy, especially the big Woorabinda mob with whom I shared classrooms and sports fields back in Baralaba, central Queensland, in the late 1970s. Much of the news over the years has been tragic and depressing. <https://www.australianparadox.com/baralaba.htm>

Please note: In this and other documents, I have detailed influential incompetence and much worse in nutrition and health "science", and by Go8 university senior management. Importantly, if you read anything here or elsewhere from me that is factually incorrect or otherwise unreasonable, please contact me immediately and, if I agree, I will correct the text as soon as possible. This all matters because up to two million or more hapless Australians today already have T2D, the number growing rapidly. Many of these vulnerable Australians can expect mistreatment, misery and early death, harmed by high-carbohydrate T2D advice promoted by Australian governments and a range of respected entities, all advised by highly influential but inept and/or corrupt Go8 science careerists. The unfolding diabetes tragedy can be seen most clearly in the quiet suffering of short-lived Indigenous Australians.

Using the word "corrupt", I rely on an **Oxford definition** - "having or showing a willingness to **act dishonestly** in return for money or personal gain" (including protecting reputations) – and **USyd's External Interests Policy**: "Failure fully to disclose and appropriately manage a conflict of interests may be regarded as **corrupt conduct** under the Independent Commission Against Corruption (ICAC) Act 1988" <https://www.sydney.edu.au/policies/showdoc.aspx?recnum=PDOC2011/75&RendNum=0>

Finally, I confirm again that I am happy to be interviewed publicly on all matters covered in all the material I have published here and elsewhere.

Best wishes,
Rory

--

rory robertson +61 (0)414 703 471

economist and former-fattie

<https://twitter.com/OzParadoxdotcom>

Three years ago, I wrote to University of Sydney Vice-Chancellor Mark Scott, asking him to please stop Charles Perkins Centre research misconduct that is working to suppress medical science's most-effective fix for type 2 diabetes, thus promoting misery and early death for millions of vulnerable

Australians: <https://www.australianparadox.com/pdf/RR-letter-to-new-USyd-VC-Scott-July-2021.pdf>

Here's me, Emma Alberici and ABC TV's *Lateline* on the University of Sydney's Australian Paradox: <https://www.youtube.com/watch?v=OwU3nOFo44s>

Here's the diet advised by Dr Peter Brukner, formerly the Australian cricket team's doctor: <https://www.australianparadox.com/pdf/PeterBrukner.pdf>

A life in our times: Vale Alexander "Sandy" Robertson (1933-2015): <http://www.australianparadox.com/pdf/AlecRobertson-born2oct33.pdf>

Comments, criticisms, questions, compliments, whatever welcome at strathburnstation@gmail.com
www.strathburn.com

Strathburn Cattle Station is a proud partner of YALARI, Australia's leading provider of quality boarding-school educations for Aboriginal and Torres Strait Islander teenagers. Check it out at <http://www.strathburn.com/yalari.php>

xxxxxxxxxxxxxxxxxxxxxxxx

Rory Robertson +61 414 703 471
Sydney <https://www.australianparadox.com/>
22 August 2024

Corrupt USyd VC Mark Scott is protecting Novo Nordisk diabetes fraud, defrauding taxpayers, fuelling diabetes

Dear incoming University of Sydney Chancellor Dr David Thodey AO, Australian Parliamentarians in Canberra, NSW Parliamentarians in Sydney and interested observers,

Congratulations Dr Thodey on your new role as Chancellor of the University of Sydney. My name is Rory Robertson. I am an economist and a campaigner for scientific integrity and improved public health. Please consider this document in full.

1. I am writing to you to request that you dismiss dishonest Mark Scott from his position as your Vice-Chancellor. The best way to do this would be after an external inquiry confirms my clear evidence of corrupt conduct by your leadership group, including VC Mark Scott and Stephen Simpson, Academic Director of USyd's Charles Perkins Centre (pp. 3-25).

2. **Not only is VC Mark Scott faking enforcement of USyd's formal research-integrity policies, he's also Chair of our prestigious Group of Eight (Go8) universities.** VC Scott's shameful dishonesty in refusing to properly address my strong evidence of academic, scientific and financial fraud in your Charles Perkins Centre means he cannot be trusted in public debates, let alone overseeing Go8 research funding from taxpayers worth billions of dollars per year (pp. 22-25).

3. Dr Thodey, your predecessor Belinda Hutchinson and VC Scott were provided with clear evidence of an epic diabetes fraud involving USyd academic staff and drug-seller Novo Nordisk. VC Scott repeatedly pretended there's no problem. This **fake enforcement** of USyd's research-integrity policies supports false and harmful research "findings" and corrupt USyd careerists hiding their true relationships with Novo, while fuelling Australia's diabetes and obesity disasters (p. 23).

4. **Background:** Novo Nordisk for decades specialised in selling drugs to "treat" Type 2 diabetes (T2D). In Australia, it needed eminent Go8 "scientists" to hide the century-old scientific fact that T2D is caused by an excess intake of refined sugar/carbohydrate, and to suppress the fact that T2D is readily fixed by simply removing that excess intake (pp. 27-32).

5. Alas, several of USyd's most influential diet-and-health "scientists" teamed up with Novo to help it promote the harmful false claim that sugary *high* (not low) carbohydrate diets – especially **sugary high-carb "Low GI" diets** - are the best diets for assisting T2D victims (p. 33). Novo's strategy was designed to boost sales of T2D drugs, by suppressing facts around the highly effective fix for T2D - **no-sugar low-carbohydrate diets** – advised by competent GPs for 100+ years.

6. Dr John Miller – for decades **Medical Director of Novo Nordisk Australasia** – is the most successful T2D drug seller in Australian history. Miller completed his **University of NSW PhD in 1989 in USyd's Human Nutrition Unit**, hosted by its then-boss Stewart Truswell; his PhD was co-supervised by his wife, who back then was USyd's Dr J.C. Brand (p. 6).

7. The **corrupt cabal of USyd professors** involved in several pro-Novoo research frauds fuelling our T2D and obesity disasters - and Novo's drug sales - includes "**GI Jennie**" **Brand-Miller** (JBM is Australia's most-globally influential diet-and-health careerist), her Charles Perkins Centre boss **Stephen Simpson** (who oversees ~1,000 taxpayer-funded USyd researchers), JBM's previous boss **Stewart Truswell** (for decades, the boss of USyd's Human Nutrition Unit and main scientific author of our *Australian Dietary Guidelines*), and **Stephen Colagiuri** (JBM's long-term collaborator, co-author of their millions-selling *Low GI Diet* books, good mate of Dr Novo, main scientific author of *National Diabetes Strategy 2016-2020*, an untrustworthy advisor to Diabetes Australia, and now writing shonky official obesity treatment guides).(pp. 7-22).

8. Central to the success of Novo's epic diabetes fraud has been all of those named above dishonestly helping Novo and JBM to hide the fact that JBM is the life/financial/scientific partner of Novo's (now retired) Dr John Miller (pp. 3-6). ABC "Health Reporter" Norman Swan helps Novo by prioritising his financial gain over reporting JBM's corrupt conduct (p. 26).

9. VC Scott has allowed JBM and her corrupt cabal to breach his *External Interests Policy*, while dishonestly insisting to taxpayers that there is no breach. VC Scott knows JBM's household income was boosted for decades via her financial partnership with John Miller, for decades Novo's Medical Director Australasia (pp. 3-6). Scott knows JBM has published sham "conflict of interest" disclosures in 100+ formal journals, dishonestly hiding her Novo COI. Scott knows the corrupt "scientists" named above all helped JBM to hide her and their true Novo COIs. **VC Scott's fake enforcement of formal anti-fraud policies means the Go8 is stealing billions of dollars of research funding from taxpayers (pp. 23-25).**

10. **Case studies:** VC Scott knows JBM was enjoying Novo-boosted household income in 2011 when she published her **false pro-Novoo Australian Paradox exoneration of sugar as a cause of obesity**, based on misrepresented and faked data. Scott knows JBM hid her Novo COI from that paper's COI disclosure and 100+ others. Scott knows Novo funded JBM's boss Simpson's takeover of Obesity Australia (making him Director) as he helped JBM to expand the *Australian Paradox* fraud into *AJCN*, evading Robert Clark's recommendation that clearly serious data problems be addressed (pp. 7-11). Scott also knows Simpson AC is protecting his own **sugary pro-Novoo "30-Diet Lifespan fraud"** (pp.12, 53-63).

12. **ACTIONS REQUIRED:** After an external inquiry confirms my observations above, VC Scott and Simpson should be dismissed. The scientific record must be fixed, with several papers retracted and JBM's Novo COI cited in 100+ papers.

The University of Sydney, the Go8 and drug company Novo Nordisk's epic diabetes fraud, the biggest and most-harmful medical scandal in Australian history

Executive summary

I've documented an epic episode of academic, scientific and financial corruption at Australia's first and most prestigious university (p. 22). Despite USyd and the Group of Eight (Go8) marketing a devotion to "research excellence", **USyd Vice-Chancellor and Go8 Chair Mark Scott** has chosen to allow harmful research misconduct to continue running wild in his Charles Perkins Centre diet-and-health hub, assisted by the CPC's founding boss, **dishonest Stephen Simpson, AC**.

Both men should be dismissed. VC Scott's failure to properly address and correct the culture of corrupt conduct that has dominated USyd diet-and-health research for decades looks to be a misguided effort to protect his USyd and the Go8's reputation for "research excellence". This dishonest protection of "global rankings", as billions of dollars' worth of research funding for the Go8 is squeezed from taxpayers (with smaller universities enforcing research-integrity rules being duded) means that Scott, Simpson and the Go8 are effectively defrauding students and taxpayers on a massive scale (pp. 22-25)

Given the importance of our Go8 universities in Australian public life and the billions of taxpayer dollars funding their annual operations and research roles, **VC Mark Scott's dishonest fake enforcement of formal Go8 research-integrity policies is perhaps the most serious case of corrupt conduct by a taxpayer-funded official in Australian history**. The extent of harm to the community flowing from Scott and Charles Perkins Centre boss Simpson AC's corrupt conduct is **many multiples** of that flowing from PWC's corrupt ATO dealings, the regulatory breaches behind the removal of bank CEO/Chairs in the 2010s and Qantas's misbehaviour under CEO Alan Joyce (that prompted a ~\$10m bonus claw-back).

The epic diabetes fraud that VC Scott should have addressed and killed in 2021 helps fuel T2D, misery and early death for millions. **Scott's fake enforcement of his External Interests Policy and the Go8 Research Code of Conduct** (p. 3) means the formal scientific record remains corrupted, with false and harmful pro-Novo research "findings" and hidden Novo conflicts of interest. The *Australian Paradox* obesity fraud is a shameful stain on the integrity of all Go8 universities, with Go8 leaders looking away while superstar Go8 sci-careerist Stephen Simpson AC supports obviously false "findings". **Simpson's cover-up** of Jennie Brand-Miller's (JBM's) obesity fraud helped secure Novo funding that elevated him to Director of Obesity Australia, now The Obesity Collective (pp. 7-11, 39). So too, his misrepresentation of mouse-lifespan data allowed USyd to steal \$13m of research funding via NHMRC over 2019-2023 (p.13, 57). If proper new Go8 research oversight corrected all harmful pro-Novo, pro-drug research misconduct, we could start to reverse the "diabesity" disaster delivering misery and early death to millions of hapless Australians, especially our Indigenous Australians (pp. 63, 86-89).

TABLE OF CONTENTS

- 1: Executive summary of pro-Novo corrupt conduct by USyd officials, via reproduction of key documents [pp 3-26](#)
- 2: Novo Nordisk's Enemy #1 is medical science's Low-Carbohydrate diets fixing T2D and obesity [p. 27](#)
- 3: Novo Nordisk funding helped USyd shonks to work hard to stop Low-Carb diets fixing T2D and obesity [p. 33](#)
- 4: Academic standards collapse in JBM/Simpson AC's pro-Novo *Australian Paradox* sugar/obesity fraud [p. 45](#)
5. Academic standards collapse in Stephen Simpson AC's sugary pro-Novo 30-Diet (mouse) Lifespan fraud [p. 53](#)
6. Early evidence Novo deeply involved in USyd/JBM's Low GI Diet, pioneering feeding sugar to T2D victims [p.64](#)
7. Opinionated, dishonest Stewart Truswell is main scientific author of faulty *Australian Dietary Guidelines* [p. 70](#)
8. A brief 50-year history of incompetence, false and harmful dietary advice, and corrupt conduct at USyd [p. 76](#)
9. A one-page Summary, on Charles Perkins, a brief Dedication and a clarification on "corrupt conduct" [pp. 84-89](#)



Chancellor David Thodey VC Mark Scott Prof Steve Simpson Education Min. Clare Health Min. Butler



EXTERNAL INTERESTS POLICY 2010

The Vice-Chancellor and Principal, as delegate of the Senate of the University of Sydney, adopts the following policy.

Dated: 15 October 2010

Last amended: 1 June 2017 (administrative amendments only)

1 October 2021 (administrative amendments)

28 September 2022 (administrative amendments)

Name: Dr Michael Spence

Prof. Mark Scott

Current policy approver: Vice-Chancellor and President

15 Public declaration of external interests

Staff members or affiliates whose external, personal or financial interests actually, or potentially, impact or might be perceived to impact upon the objectivity of any academic presentation or publication in which the staff member or affiliate is involved must ensure that the presentation or publication is accompanied by a public declaration of the relevant interest.

16 Failure to declare

- (1) Failure fully to disclose information about a conflict of interests may constitute misconduct and result in disciplinary action being taken by the University.
- (2) Failure fully to disclose and appropriately manage a conflict of interests may be regarded as corrupt conduct under the [Independent Commission Against Corruption \(ICAC\) Act 1988.](#)

p. 6 <https://www.sydney.edu.au/policies/showdoc.aspx?recnum=PDOC2011/75&RendNum=0>

The four Charles Perkins Centre “scientists” I’ve named all have seriously breached *Research Code of Conduct*

20 Definition of research misconduct

- (1) Research misconduct is a serious breach of this policy which is also:
 - (a) intentional;
 - (b) reckless; or
 - (c) negligent.
- (2) Examples of conduct which may amount to research misconduct include any of the following on the part of a researcher:
 - (a) fabrication, falsification, or deception in proposing, carrying out or reporting the results of research;
 - (b) plagiarism in proposing, carrying out or reporting the results of research;
 - (c) failure to declare or manage a serious conflict of interests;
 - (d) avoidable failure to follow research proposals as approved by a research ethics committee, particularly where this failure may result in unreasonable risk to humans, animals or the environment, or breach of privacy;
 - (e) wilful concealment or facilitation of research misconduct by others;
 - (f) misleading attribution of authorship;
 - (g) intentional, unauthorised taking, sequestration or material damage to any research-related property of another;
 - (h) deliberate conduct of research without required human ethics committee approval;
 - (i) conduct of research involving animals without required animal ethics committee approval;
 - (j) risking the safety of human participants or the wellbeing of animals or the environment; and
 - (k) deviations from this policy which occur through gross or persistent negligence.

p. 24 <https://www.sydney.edu.au/policies/showdoc.aspx?recnum=PDOC2013/321&RendNum=0>



John Miller

Medical Director at Novo Nordisk Pharmaceuticals Pty Ltd

Greater Sydney Area · [Contact info](#)

49 connections

Experience



Medical Director

Novo Nordisk Pharmaceuticals Pty Ltd



Medical Director

Novo Nordisk Australasia

1978 - Present · 46 yrs 3 mos



<https://www.linkedin.com/in/john-miller-7ab727a/?originalSubdomain=au>
<https://www.gettyimages.in/detail/news-photo/scientist-jennie-brand-miller-at-home-with-her-husband-dr-news-photo/540196463>

SYDNEY MORNING HERALD, 17 June 2004 "Education meeting used to push drug"

...The medical director of Novo Nordisk, John Miller, described the allegations as "disturbing" and "extremely serious" and said the company has initiated its own investigation. ...Invitations to the May 26 "Diabetes Day" were distributed by Quirindi's sole pharmacist.. The invitations asked patients to "Come and make your life a little easier and gain control of your diabetes. With [Novo Nordisk's] FlexPen, there is no easier way to inject insulin." Mr Miller could not confirm whether Novo Nordisk or the pharmacist planned the meeting, nor ... how often such promotion meetings took place.
<https://www.smh.com.au/national/education-meeting-used-to-push-drug-20040617-gdj53q.html>

not only led to a paper in a prestigious medical journal - a fillip for a young PhD student - it threw her together with her future husband and collaborator, John Miller, a scientist and businessman who had helped work out how to remove lactose from milk.

<https://www.smh.com.au/world/taking-the-sweet-with-the-sour-20030419-gdgmis.html>

USyd superstar "GI Jennie" Brand-Miller promoted pro-Novo falsehoods, hiding big Novo COI in 100+ sci-papers

CURRICULUM VITAE

JANETTE (JENNIE) CECILE BRAND-MILLER



SUMMARY

Professor Jennie Brand-Miller holds a Personal Chair in Human Nutrition in the Charles Perkins Centre and School of Life and Environmental Sciences at the University of Sydney in Sydney. She is recognised for her work on carbohydrates in health and disease, particularly the application of the glycaemic index of foods to diabetes and obesity. She is a Fellow of the Nutrition Society of Australia and the Australian Institute of Food Science and Technology.

<https://www.australianparadox.com/pdf/CV-Prof-Jennie-Brand-Miller-2017.pdf>

Brand-Miller CV 2017

PERSONAL DETAILS

Name	<u>Janette (Jennie) Cecile Brand-Miller</u>
Birth certificate	Janette Cecile Pearce
Birth date	30 May 1952
Address	1A Hinkler St Greenwich 2065, Sydney Australia
Phone	+ 61 9351 3759, + 61 417 658 695
Email	jennie.brandmiller@sydney.edu.au
Marriage	<u>John James Miller</u>
Children	Ryan James Honeyman Miller b. 10 July 1983 Alexandra Emily May Miller b. 3 January 1988

\$4m mansion that Ozempic built for sale

The stunning Sydney mansion long owned by a weight loss guru and his bestseller author wife 'GI Jennie' has just hit the market.

KATHRYN WELLING

less than 2 min read August 15, 2024 - 11:50AM Mosman Daily



The house that Ozempic built.

Health gurus John Miller and Dr Jennie Brand-Miller have been at the forefront of weight loss and dieting for decades and for 42 years have lived at the same Greenwich address.

John is retired but was previously the medical director of Novo Nordisk in Australia, which makes diabetes and obesity medicines such as Ozempic and Wegovy.

Ozempic was developed for people with diabetes and Wegovy is the same medicine but sold in a higher dosage injectable pen for obesity treatment.

Wegovy is being launched in Australian pharmacies this month.

MORE:


[How Elon Musk is revolutionising apartment living](#)



Best-selling author Jennie Brand-Miller in the kitchen of her home in Greenwich.

<https://www.realestate.com.au/news/ozempic-guru-lists-greenwich-mansion-for-auction/>

Novo Nordisk's Medical Director Australasia for decades - Dr John Miller - completed his University of NSW PhD in USyd's Human Nutrition Unit, hosted by then-boss Stewart Truswell (author of *Australian Dietary Guidelines*); Miller's PhD was co-supervised by his wife, then-USyd lecturer Dr J. C. Brand, now superstar Jennie Brand-Miller



Relationship of infantile colic to breath hydrogen and lactose malabsorption

Author:
Miller, John James

Publication Date:
1989

DOI:
<https://doi.org/10.26190/unsworks/12434>

I gratefully acknowledge the support, guidance and editorial assistance of my supervisor, Dr. G. H. Fleet, and my co-supervisor, Dr. J. C. Brand, Human Nutrition Unit, University of Sydney. Professor R. A. Edwards provided the opportunity and encouragement to undertake a Ph.D. programme and Mr. M. V. Cass, Managing Director, CSL-NOVO Pty. Ltd., made it possible to continue the programme. Mr. M. S. Sharpe, Managing

- Professor A. S. Truswell for permission to use the facilities of the Human Nutrition Unit, University of Sydney,

Lastly, I thank my wife, Jennie, for her advice and patience, my son, Ryan, who screamed for the first three months after birth and provided the idea for this research, and my daughter, Alexandra, for her 'participation' in the study described in Chapter 6.

<https://www.australianparadox.com/pdf/PhD-Dr-John-James-Miller-UNSW.pdf>

The embedding of Novo employee Dr John Miller in USyd's Human Nutrition Unit from the late 1980s provided an excellent home base for Novo Nordisk's epic diabetes fraud, sitting as it does just across Missenden Road from the Royal Prince Alfred Hospital, where he was busy promoting diabetes drugs for several decades.

"The Royal Prince Alfred (RPA) Hospital Diabetes Centre was established in 1980 and was the first diabetes ambulatory care centre in Australia." <https://www.slhd.nsw.gov.au/rpa/endocrinology/diabetes.html>

As noted earlier, several highly influential USyd diet-and-health professors with Novo links are the main drivers of various research frauds still helping to fuel Australia's "diabesity" disaster and Novo's drug sales (p. 22).

Since 2012, corrupt Go8 superstar JBM - and later her boss Stephen Simpson AC and former boss Stewart Truswell – have dishonestly insisted that **Australian (per capita) sugar consumption suffered a “consistent and substantial decline” between 1980 and 2010**, so can't be blamed for our obesity (or T2D) epidemic. JBM's *Australian Paradox* charts are reproduced below and overleaf. JBM and Simpson AC insist that up is down, thus falsely exonerating modern doses of sugar as a key driver of Australia's obesity and T2D disasters, further fuelling “diabesity” and Novo's drug sales.

A relatively new - shamefully dishonest - aspect of this classic research fraud has been USyd VC and Go8 Chair Mark Scott pretending that JBM has not breached his *External Interests Policy*. In the *Paradox* paper's *Acknowledgements* (below), JBM advertises her pop-sci *Low GI Diet* books, while **hiding her real conflict of interest**: the large boost to her household income that flowed from her life/financial partnership with Novo Australasia's then-long-time Medical Director. A long-overdue proper step towards increased scientific integrity would take as little as someone with authority – a senior Go8 official? – writing a brief letter to *Nutrients* journal requiring the faulty *Australian Paradox* paper's **formal retraction**.

The Australian Paradox: A Substantial Decline in Sugars Intake over the Same Timeframe that Overweight and Obesity Have Increased

by Alan W. Barclay¹ and Jennie Brand-Miller^{2,*}

¹ Australian Diabetes Council, 26 Arundel Street, Glebe, NSW 2037, Australia

² School of Molecular Bioscience and Boden Institute of Obesity, Nutrition and Exercise, University of Sydney, NSW 2006, Australia

* Author to whom correspondence should be addressed.

Nutrients 2011, 3(4), 491-504; <https://doi.org/10.3390/nu3040491>

Figure 4. 24 h mean intake (g) of total sugars, sugary products, confectionery and non-alcoholic beverages * by Australian children in 1985, 1995 and 2007 [5,19]. Note: the age categories used for comparison were 10-15 year old children in years 1985 and 1995, the 2007 figure is an average between intakes of 9-13 year and 14-16 year categories.

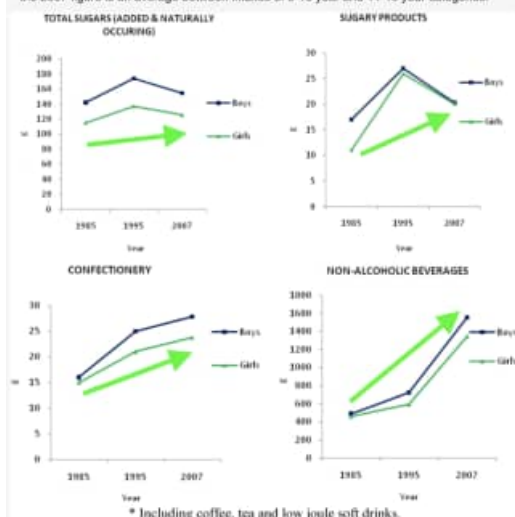
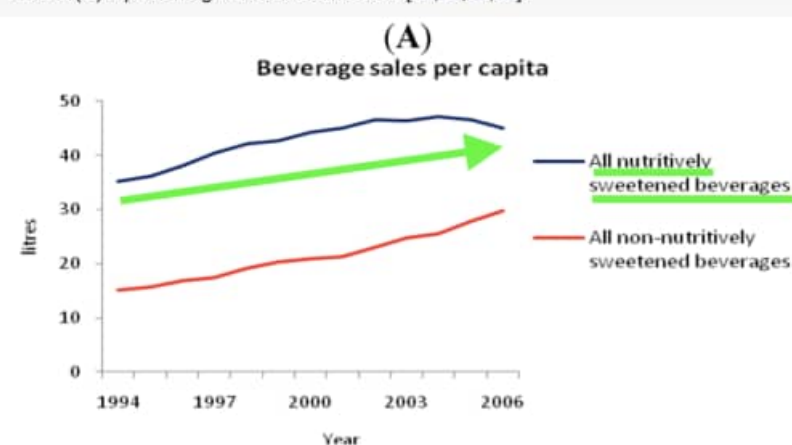


Figure 5. Time trends in sales of nutritively sweetened beverages and non-nutritively sweetened beverages in grocery stores, expressed as (A) per capita volume sold in liters and as (B) a percentage of total volume sold [15,28,29,30].



JBM's extraordinarily faulty *Australian Paradox* paper helps Novo Nordisk sell T2D and obesity drugs. Novo-conflicted JBM published sham COI statements in 100+ papers, duping many journals, including *Nutrients*.

5. Conclusions

The present analysis indicates the existence of an Australian Paradox, i.e., an inverse relationship between secular trends in the prevalence of obesity prevalence (increasing by ~300%) and the consumption of refined sugar over the same time frame (declining by ~20%). The findings challenge the implicit assumption that taxes and other measures to reduce intake of soft drinks will be an effective strategy in global efforts to reduce obesity.

Acknowledgements

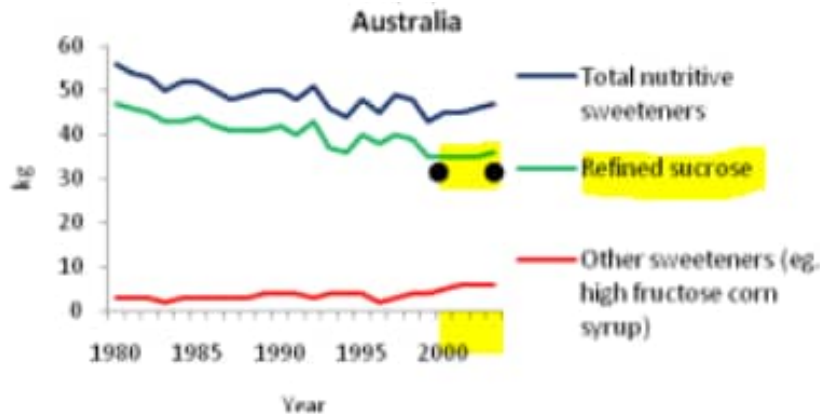
This study was a Masters of Nutrition and Dietetic project conducted by Laura Owens and co-supervised by AWB and JBM.

AWB is a co-author of one of the books in The New Glucose Revolution book series (Hodder and Stoughton, London, UK; Marlowe and Co., New York, NY, USA; Hodder Headline, Sydney, Australia and elsewhere): *Diabetes and Pre-diabetes handbook*, and is a consultant to a not-for-profit GI-based food endorsement program in Australia.

JBM is a co-author of The New Glucose Revolution book series (Hodder and Stoughton, London, UK; Marlowe and Co., New York, NY, USA; Hodder Headline, Sydney, Australia and elsewhere), the Director of a not-for-profit GI-based food endorsement program in Australia and manages the University of Sydney GI testing service.

JBM's Australian Paradox "consistent and substantial" decline 1980-2010 based on ABS dead-end and fake FAO data

It's been fun over the past decade watching a procession of distinguished Go8 sci-careerists and USyd VCs dishonestly pretend that a conspicuously flat, faked/invalid/faulty/unreliable dead-ending 2000-2003 sugar series is valid and reliable.



Source: Figure 2A in *Australian Paradox* <http://www.australianparadox.com/pdf/OriginalAustralianParadoxPaper.pdf>

That JBM's data above for 2000-03 are conspicuously flat/made-up/faked/unreliable/dead-ending – somehow “existing” despite the ABS discontinuing as unreliable its sugar series after 1998-99, after 60 years! - is self-evident but the FAO quickly provided written confirmation, after I wrote to it and *inquired* way back in 2012. (Several letters in link below.)

LETTER 4

From: **MorenoGarcia, Gladys (ESS)** <Gladys.MorenoGarcia@fao.org>
Date: Mon, Feb 13, 2012 at 9:43 PM
Subject: **FW: quick question on basic australian sugar data**
To: "strathburnstation@gmail.com" <strathburnstation@gmail.com>
Cc: "Rummukainen, Kari (ESS)" <Kari.Rummukainen@fao.org>

Dear Rory

The “apparent consumption” or better ‘food availability’ can be found under Faostat Food Supply or Food Balance Sheet domains up to year 2007.
Food supply
<http://faostat.fao.org/site/345/default.aspx>
Food balance sheet
<http://faostat.fao.org/site/354/default.aspx>

In the case of Australia I have looked at the time series and there is some food of Sugar & syrups nes and Sugar confectionary the biggest amounts are under **Refined Sugar** where data is with symbol **!** but it is calculated with following note:
!calc.on 37 kg.per cap. as per last available off. year level (1999)
The figure for 1999 and for earlier years come from; ABS - APP. CONS. OF FOODSTUFFS.

Regards

Gladys C. Moreno G.
Statistician
C-428
Statistics Division
Food and Agriculture Organization of the United Nations
? E-mail: Gladys.MorenoGarcia@fao.org
É Phone: 00 39 06 57052548
Fax: 00 39 06 57055615
<http://www.fao.org/economic/statistics>

<https://www.australianparadox.com/pdf/FAOfalsifiedsugar.pdf>
<http://www.australianparadox.com/pdf/RR-response-to-inquiry-report.pdf>

Back in 2014, USyd senior management used Investigator Clark AO to dishonestly “disappear” my hard written evidence confirming the FAO's invention of fake data (that is, no actual counting occurred). But Clark “threw me a bone” by recommending that a new paper be written that “specifically addresses and clarifies the key factual issues examined in this Inquiry”. JBM's boss Stephen Simpson AC and former boss Stewart Truswell (for decades the main scientific author of *Australian Dietary Guidelines* – **together representing “the Faculty”** - oversaw “an update” that dishonestly avoided the issue of misrepresented and faked data, instead publishing a new paper promoting a new faked “Greenpool” sugar series concocted by industry shonk Bill Shrapnel: <https://www.australianparadox.com/pdf/New-nonsense-based-sugarreport.pdf> ; pp. 34-37 <https://www.australianparadox.com/pdf/Big-5-year-update-Feb-2017.pdf>

Novo Nordisk successfully corrupted USyd's diet-and-health "science" by buying USyd "scientists"

Practitioners know corrupt activity is best kept hidden. JBM's USyd bosses and co-authors for decades allowed JBM to hide her massive Novo Nordisk conflict of interest, keeping the global scientific, medical and diabetes communities in the dark. That remains the case. JBM published 100+ formal diet-and-health papers and pop-sci *Low GI Diet* books pushing her pro-Novo, pro-obesity, pro-T2D false claims - including (i) "There is absolute consensus that sugar in food does not cause [type 2] diabetes"; (ii) modern doses of sugar intake did not play an important role in the big uptrend in Australian obesity rates over the period 1980-2010; and (iii) sugary high-carbohydrate "Low GI" diets are excellent for T2D victims - while she secretly enjoyed growing household income via Novo boss John Miller's (her life/financial partner's) growing success as our T2D disaster unfolded, rising from a pioneer in the trade to Australia's greatest-ever diabetes-drug seller.

I was stunned in 2017 to find that Charles Perkins Centre boss, Stephen Simpson AC (who oversaw JBM's response to Robert Clark AO's recommendation she write a new *Australian Paradox* paper that "specifically addresses and clarifies" key factual issues around misrepresented and faked data) had dishonestly assisted JBM to pretend she'd been asked for an "update" of her extraordinarily faulty paper, while helping to place newly faked data and a false "finding" into the *AJCN*.

I have, however, identified a number of 'lessons learnt' from this case and I recommend that these be considered by the University and discussed with Professor Brand-Miller and Dr Barclay at Faculty level. In particular, I recommend that the University consider requiring Professor Brand-Miller and Dr Barclay to prepare a paper for publication, in consultation with the Faculty, that specifically addresses and clarifies the key factual issues examined in this inquiry. This new paper should be written in a constructive manner that respects issues relating to the data in the Australian Paradox paper raised by the Complainant.

p. 4/86 <https://www.australianparadox.com/pdf/australian-paradox-report-redacted.pdf>

DECLINING CONSUMPTION

We thank Gina Levy and Bill Shrapnel for making the raw data from their earlier study available (27). We thank Alistair Senior, who gave statistical advice, and Anna Rangan, Jimmy Louie, Stephen Simpson, and Stewart Truswell, who gave constructive comments on the draft manuscript.

The authors' responsibilities were as follows—JCB-M: had primary responsibility for the final content of the manuscript; and both authors: designed and conducted the research, analyzed the data, performed the statistical analysis, wrote the manuscript, and read and approved the final manuscript. JCB-M is President of the Glycemic Index Foundation and manages a food-testing service at the University of Sydney. JCB-M and AWB are co-authors of books about the glycemic index of foods. AWB is a consultant to the Glycemic Index Foundation and Merisant (Australasia) and is a member of the Scientific Advisory Boards of Roche and Nestle (Australasia). AWB received an honorarium from Coca-Cola Ltd. for a presentation in 2011. JCB-M reported no conflicts of interest related to the study.

[https://ajcn.nutrition.org/article/S0002-9165\(22\)04831-6/pdf](https://ajcn.nutrition.org/article/S0002-9165(22)04831-6/pdf)

ACKNOWLEDGMENTS

My first professor, Ron Edwards gave me my first taste of confidence; my next professor, Stewart Truswell, gave me more still. Dr Dorothy Mackerras showed me how to write an NHMRC application. Professor Wayne Bryden encouraged me to apply for Associate Professorship when it was the last thing on my mind. Professor Graeme Clark gave me the gift of hearing. Professor Stephen Simpson has stood quietly by me through the challenges of the last few years.

16

BRIEF CURRICULUM VITAE - The University of Sydney
Google: Brand Miller CV syd.edu

<https://www.australianparadox.com/pdf/USyd-Misconduct-June19.pdf>

I didn't initially understand why the Academic Director of the Charles Perkins Centre would be so dishonest. It then emerged that as he was rescuing JBM's career and expanding the shonky pro-Novo *Australian Paradox* false exoneration of sugar into *AJCN*, JBM's husband's firm Novo Nordisk was funding Simpson AC's takeover of Obesity Australia (OA), with Simpson becoming the new Director of OA. Utterly corrupt, Simpson kept his eye on growing his career (pp. 39-41).

The harmful misconduct protected by USyd management has been reported by a few brave journalists, for example:

- <https://michaelwest.com.au/sydney-uni-big-pharma-conflict-of-interest/> ;
- <https://michaelwest.com.au/former-fattie-rory-robertson-ups-the-ante-on-sydney-unis-connections-with-big-sugar/> ;
- <https://www.theaustralian.com.au/higher-education/uni-challenged-on-highcarb-research-claims/news-story/dc3afcd39b4fc4b0ce7d67d8372148d8> ;
- <https://www.afr.com/policy/health-and-education/a-diet-obsessed-economist-scores-a-win-against-sydney-university-20200720-p55drv> ;
- <https://www.theaustralian.com.au/news/nation/university-of-sydney-threatens-to-ban-rory-robertson-over-sugar-dispute/news-story/0021115ba9b77f2e2e9e86f37ca7fdd> ;
- ABC TV's *Lateline* <https://www.youtube.com/watch?v=OwU3nOFo44s> ;
- <https://www.abc.net.au/listen/programs/backgroundbriefing/independent-review-finds-issues-with-controversial-sugar-paper/5618490> ;
- <https://www.smh.com.au/healthcare/research-causes-stir-over-sugars-role-in-obesity-20120330-1w3e5.html> ;
- <https://www.afr.com/companies/retail/heavyweights-in-big-fat-sugar-fight-20140801-i6ywg>

ABC AUDIENCE AND CONSUMER AFFAIRS
INVESTIGATION REPORT

Lateline story *Analysing The Australian Paradox: experts speak out about the role of sugar in our diets* and the ABC News online report *Australian Paradox under fire: Health experts hit out at Sydney Uni sugar study*.

13 April 2016

Complaint

Lateline breached the ABC's editorial standards for impartiality with its exclusive, critical focus on the Australian Paradox 2011 paper and failing to recognise updated and new data that supports the authors conclusions in that study. *Lateline* unduly favoured the perspective of that study's most prominent critic and adopted and promoted his critical assessment of the study. *Lateline* unduly favoured the perspectives of critics of the Australian Paradox, by presenting the strong criticism of data analytics expert Rory Robertson and a range of nutrition experts who all denounced its conclusions, and failed to present any dissenting view in support of the study.

OOOOO

We have confirmed that in telephone calls with both the ABS head of health research and her deputy, *Lateline* established that the series was discontinued because the methodology was no longer considered reliable as an indicator of actual added sugar consumed. The ABS did not have the resources to establish a new methodology that could properly and reliably analyse consumption. This conclusion also brought into question the reliability of the data series the ABS had been producing over time, which the FAO relied upon for its conclusions on Australian sugar consumption.

We observe Professor Clark's acknowledgement that the ABS ceased its data collection in 1999 "due to an unfunded need to update the methodology to account for changing consumption and production factors that were not captured (and which could presumably affect the accuracy of data points in years approaching this cessation point)" and "from my email exchange with ABS, I believe the ABS data collection ceased due to lack of resources to address an emerging **data reliability issue**."

Audience and Consumer Affairs is also satisfied that *Lateline* made reasonable efforts to confirm that, despite the fact the FAO stopped receiving data from the ABS in 1999, it continued to publish a series for Australian sugar supply/consumption for the 2000s by re-producing the ABS series from the previous decade.

2.1.1.1 RR statements

We are satisfied that Rory Robertson represented a principal relevant perspective on the issues examined in the broadcast. We note that he is a senior economist with one of the country's leading banks who is a highly credible and respected data analytics expert. It is our view that his extensive research on this issue and critical assessment of the Australian Paradox, particularly the data relied upon by its authors, is based on and substantiated by demonstrable evidence and is compelling.

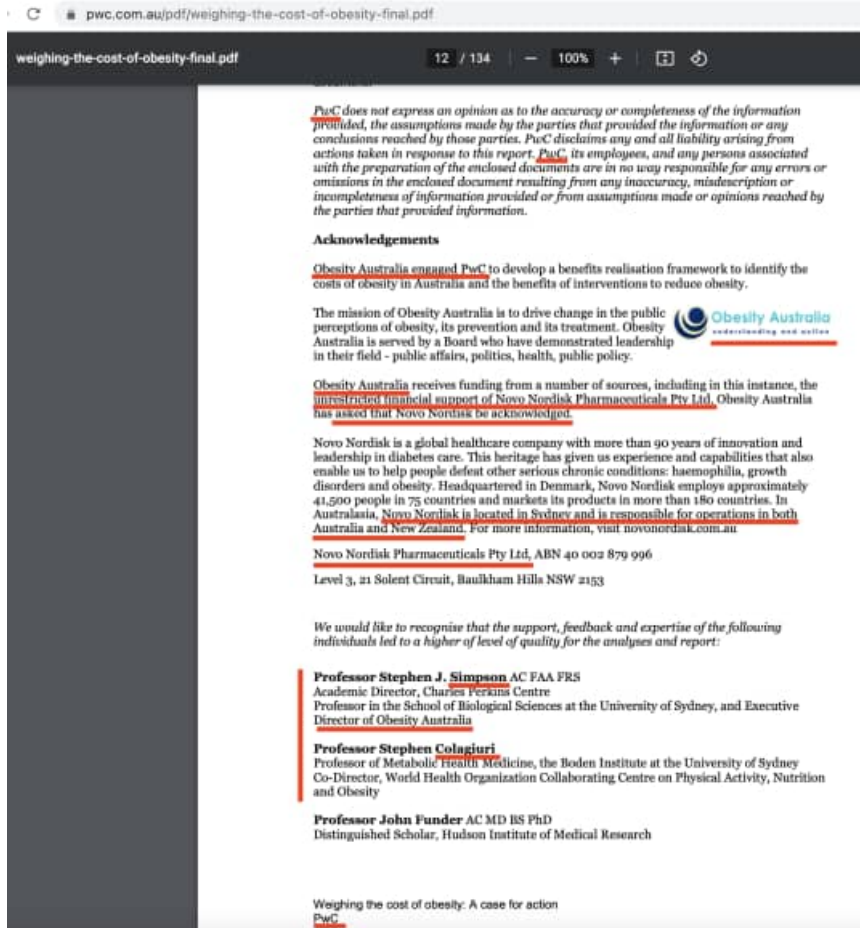
Audience and Consumer Affairs has confirmed that *Lateline* met the editorial requirement for accuracy by making reasonable efforts to examine and critically assess the research that underpinned Mr Robertson's claims, prior to broadcasting them. That research included his email correspondence with the FAO, where he sought to specifically verify the sources of information upon which the FAO relied for its sugar series for Australia.

Mr Robertson established that the FAO's sugar series for Australia relied to a significant degree on ABS data for several decades until 1998-99, when the ABS discontinued its data collection on the grounds that it was unreliable. The responsible FAO researcher confirmed in writing to Mr Robertson that the FAO had used the last available figure of 35.7kg from its 1998-99 sugar series for Australia and continued to use it for subsequent years. That is, when the ABS stopped counting sugar after 1998-99, the FAO chose to continue publishing data, reproducing its 1999 figure again for 2000, and then continued publishing new data showing a figure of approximately 36kg per year. Audience and Consumer Affairs note that this absence of relevant, reliable data post 1999 appears to be confirmed in Figure 2 (A) of the Australian Paradox, in the form of the conspicuously flat line leading to 2003, where the series ends, despite the study spanning to 2010.

Despite the complainant's claim that Professor Clark's investigation "presents a comprehensive rebuttal of these allegations", we note his acknowledgement that the ABS ceased collecting data beyond 1999 because of its unreliability and his concern about the Australian Paradox authors' uncritical assessment "about the detailed methodology underpinning the FAO data in Figure 2, and had 'assumed' that it accounted for total sugar intake from their earlier research leading up to publication. I indicated that we both needed to check the facts."

<https://www.australianparadox.com/pdf/ABC-A-CA.pdf>

Please investigate: While Simpson AC was dishonestly rescuing JBM's career and expanding her pro-sugar, pro-Novo Australian Paradox fraud into AJCN, Novo Nordisk (JBM's partner's longtime firm) in 2014-2015 was gifting easy money to Obesity Australia as Simpson's Charles Perkins Centre absorbed OA, with Simpson new Director



2018

The Obesity Collective launched - a cross-sectoral national initiative to change the way we think and act on obesity

2015 <https://www.pwc.com.au/pdf/weighing-the-cost-of-obesity-final.pdf>

2014 - No Time to Weight; 2015 - Weighing the cost of obesity: A case for action; 2018 - The Obesity Collective

Simpson AC dismisses Low-Carb diet despite success reversing obesity/T2D, collapsing Novo's drug usage

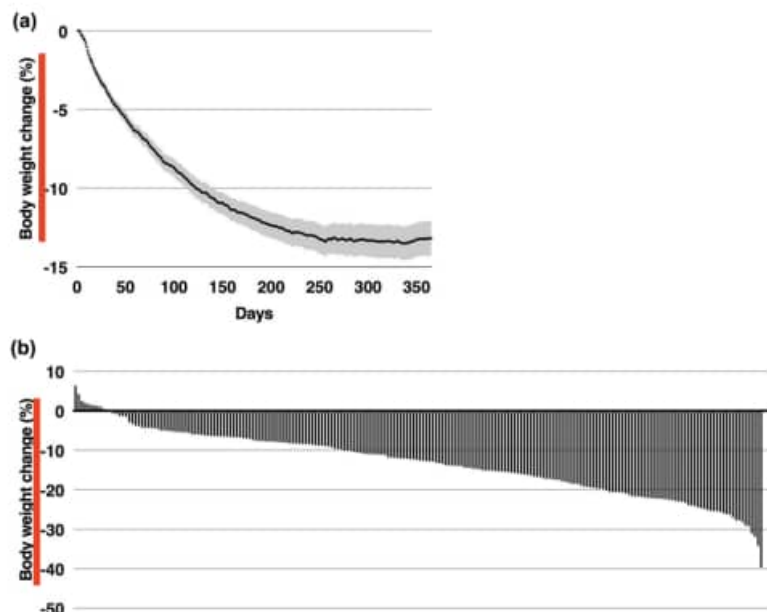


Fig. 2 Body weight change over the course of 1 year in CCI completers. **a** Mean (95% CI) change in body weight for completers over the course of 1 year. For each individual, weight on a given day was computed as the 3-day trailing mean (to reduce day-to-day variation). On

dates where no weights were recorded during the 3-day time window for a given participant, the most recent 3-day mean preceding the date was used. **b** Histogram depicting individual body weight changes at 1 year

<https://link.springer.com/article/10.1007/s13300-018-0373-9>; <https://www.virtahealth.com/reverseddiabetes>

In his widely cited career-defining paper reporting his epic 30-diet, 900-mouse experiment, Simpson claims: **“Median lifespan was greatest for animals whose intakes were low in protein and high in carbohydrate [that is, low P:C]... The results are consistent with recent reports in invertebrates showing that the ratio of protein to carbohydrate in the diet influences lifespan (Lee et al., 2008; Piper et al., 2011). The survival curves for the different ratios of protein to carbohydrate ... show that the longest median survival occurred in cohorts of mice on the lowest [P:C] ratio diets, and there was a clear correlation between the ratio and lifespan. Median lifespan increased from about 95 to 125 weeks (approximately 30%; Table S2) as the protein-to-carbohydrate ratio decreased.”** p. 421 <https://www.cell.com/action/showPdf?pii=S1550-4131%2814%2900065-5>

Alas, my chart below shows Simpson’s preferred story is **falsified by his experiment’s actual median-lifespan results, data carefully hidden by Simpson et al from the scientific community.** Unreasonably, Simpson’s shonky paper does not allow readers to readily see – as in the chart and tables below - that the longest-lived median mouse across all 30 cohorts of 30 mice was fed a **high P:C diet (42% protein, 29% carbohydrate)**; that cohort’s median lifespan of ~139 weeks is 10% greater – a full decade in “human years” - than the next best diet, another high P:C diet. **In fact, five of the top seven diets are high not low P:C diets.**

Simpson AC also hid 143 dead mice fed five of his preferred “lifespan extending” low-protein diets. **I think Simpson AC is an utter fraud,** because in response to my correct critique, Simpson lied to Cell’s scientific advisory board: “Rory’s concerns are in every respect unfounded”. Later, he issued a sham “Correction” (p. 59). I believe Simpson suppressed the **actual** lifespan results from his career-defining “900 mice fed 30 diets” experiment to “find” what he “needed”, given his **pre-experiment book’s** (decisively falsified) hypothesis: **Low P:C insect-friendly diets extend lifespan** in mice as in insects, and thus humans (see p. 54).

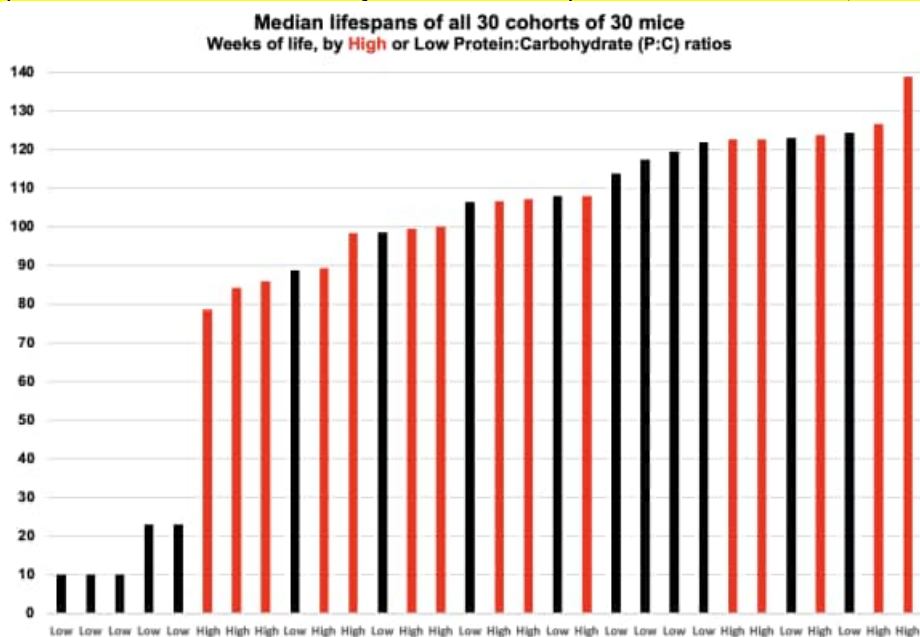


Table S2: <https://www.cell.com/cms/10.1016/j.cmet.2014.02.009/attachment/e2d00ae0-845a-4f9e-99a4-a831d55dd569/mmc1.pdf>

Table S2, related to Figure 2. Survival analysis by dietary composition.

Median and maximum lifespan in weeks (w). Maximum lifespan was determined as the average of the longest lived 10% (n=2-3) of each cohort.

Energy Density	Protein (%)	Carb (%)	Fat (%)	Protein: Carb ratio	Median lifespan (w)	Maximum lifespan (w)
MEDIUM	5	75	20	0.07	121.86	157.43
HIGH	5	20	75	0.25	106.43	154.21
HIGH	5	75	20	0.07	119.43	151.79
MEDIUM	14	57	29	0.25	123.00	151.57
HIGH	42	29	29	1.45	138.86	151.14
MEDIUM	42	29	29	1.45	122.57	148.00
MEDIUM	14	29	57	0.48	113.86	147.36
HIGH	5	48	48	0.10	124.43	146.21
MEDIUM	33	48	20	0.69	122.57	145.71
MEDIUM	23	38	38	0.61	123.86	143.07
HIGH	33	48	20	0.69	98.29	141.00
HIGH	14	57	29	0.25	117.43	140.07
HIGH	33	20	48	1.65	107.14	136.86
LOW	33	48	20	0.69	126.57	134.14
MEDIUM	33	20	48	1.65	106.57	133.79
HIGH	14	29	57	0.48	108.00	133.71
MEDIUM	60	20	20	3.00	108.00	129.50
HIGH	60	20	20	3.00	99.57	127.57
HIGH	23	38	38	0.61	100.00	124.57
LOW	14	57	29	0.25	98.57	119.43
LOW	33	20	48	1.65	78.57	116.36
LOW	14	29	57	0.48	88.71	115.07
LOW	42	29	29	1.45	85.85	104.00
LOW	60	20	20	3.00	84.29	102.86
LOW	23	38	38	0.61	89.29	100.36

SUPPLEMENTAL TABLES

Table S1, related to experimental procedures. The macronutrient composition of the diets.

The % of protein (P), carbohydrate (C) and fat (F) (as a % of total energy). Each diet was replicated at 8 kJ g⁻¹ (low energy), 13 kJ g⁻¹ (medium energy) and 17kJ g⁻¹ (high energy). Diets varied in content of P (casein and methionine), C (sucrose, wheatstarch and dextrinized comstarch) and F (soya bean oil). All other ingredients were kept similar. Other ingredients include cellulose, a mineral mix (Ca, P, Mg, Na, C, K, S, Fe, Cu, I, Mn, Co, Zn, Mo, Se, Cd, Cr, Li, B, Ni and V) and a vitamin mix (vitamin A, D3, E, K, C, B1, B2, Niacin, B6, pantothenic acid, biotin, folic acid, inositol, B12 and choline) supplemented to the same levels as AIN-93G. ^aDiets 2 low energy and 6 medium energy were discontinued within 23 weeks. ^bDiets 3 low energy, 3 medium energy and 6 low energy were discontinued within 10 weeks of treatment. These diets were discontinued due to weight loss (≥ 20%), rectal prolapse or failure to thrive.

Diet	1	2 ^a	3 ^b	4	5	6 ^a	7	8	9	10
%P	60	5	5	33	33	5	14	14	42	23
%C	20	75	20	47	20	48	29	57	29	38
%F	20	20	75	20	47	48	57	29	29	38
Low 8 kJ g ⁻¹	P 5.03	0.42	0.42	2.77	2.77	0.42	1.17	1.17	3.52	1.93
	C 1.67	6.26	1.67	4.02	1.67	4.02	2.43	4.77	2.43	3.18
	F 1.67	1.67	6.26	1.67	4.02	4.02	2.43	4.77	2.43	3.18
Medium 13 kJ g ⁻¹	P 7.54	0.63	0.63	4.15	4.15	0.63	1.76	1.76	5.28	2.89
	C 2.51	9.41	2.51	6.02	2.51	6.02	3.64	7.15	3.64	4.77
	F 2.51	2.51	9.41	2.51	6.02	6.02	7.15	3.64	3.64	4.77
High 17 kJ g ⁻¹	P 10.06	0.84	0.84	5.53	5.53	0.84	2.35	2.35	7.04	3.86
	C 3.35	12.55	3.35	8.03	3.35	8.03	4.85	9.54	4.85	6.36
	F 3.35	3.35	12.55	3.35	8.03	8.03	9.54	4.85	4.85	6.36

<https://www.cell.com/cms/10.1016/j.cmet.2014.02.009/attachment/e2d00ae0-845a-4f9e-99a4-a831d55dd569/mmc1.pdf>

Research Data Australia
Find data for research

Search is restricted to Grants and Projects ✕
All Fields ▾ Search for Grants and Projects

The nutritional geometry of ageing in a rodent model [2009 - 2013]
Also known as: Nutrition and Ageing

Funded by National Health and Medical Research Council
Managed by University of Sydney
Provided by National Health and Medical Research Council

Research Grant (Cite as <http://purl.org/au-research/grants/nhmrc/571326>)

Researchers: Prof David Le Couteur , Prof David Raubenheimer , Prof John William Ballard (Participant) **Prof Stephen Simpson (Principal Investigator)**

Brief description A central belief in ageing research is that eating fewer calories prolongs life, and that the source of calories (carbohydrate, fat or protein) is irrelevant. However, a critical assessment indicates that this conclusion is premature. We will use recent techniques in nutrition to define for the first time in mammals the relationship between diet and ageing in a normal and a prematurely ageing strain of mice. The project will provide a novel nutritional approach for promoting healthy ageing.

Funding Amount SAUD **979,269.18**
Funding Scheme NHMRC Project Grants
Notes Standard Project Grant
<https://researchdata.ands.org.au/nutritional-geometry-ageing-rodent-model/77306>



Info & Links ▾

Login or New User Registration

Forecast Opportunities Grant Opportunities Grant Awards Reports Help Contact Us

Home ▸ Grant Award View - GA971 ▸ Grant Award List ▸ Keyword Search

Keyword Search

Showing 1-1 of 1 record

Relevance ▾

GNT1149976 | **Nutrition and Complexity**

GA ID: GA971
Agency: National Health and Medical Research Council (NHMRC)
Publish Date: 30-Jan-2018
Category: Medical Research
Grant Term: 1-Jan-2019 to 31-Dec-2023
Value (AUD): \$12,981,420.00
Recipient Name: University of Sydney
Last Updated: 30-Jan-2018 9:33 am (ACT Local Time)

Purpose:

Nutrition shapes the relationship between genes and health, and failure to attain dietary balance has profound biological consequences leading to disease. This Application proposes an integrated program that harnesses advances in nutritional theory, systems metabolism, and data modelling that evaluates the effects of macro- and micro-nutrients on mice, cells and humans. This will provide the scientific foundations necessary for the development of evidence-based precision nutrition.

<https://www.grants.gov.au/?event=public.GA.show&GAUUIID=A88D3135-0238-7750-40C0D7DCFC99B9>

<https://pdfs.semanticscholar.org/8d58/7c7cb42378e6e263223edd4abc8e5bc9d801.pdf>

<https://www.australianparadox.com/pdf/RR-letter-CEO-NHMRC-May-2021.pdf>

Big Sugar, Big Pharma: Sydney University compromised by academic research breach

by Andrew Gardiner | Mar 27, 2024 | Business, Latest Posts



Sydney University and Novo Nordisk Image: Wikipedia & Novo Nordisk

[Listen to this story](#)
3:00

Sydney University has stonewalled claims of failing to police serious conflicts of interest in its academic research which may have benefited Big Sugar and Big Pharma companies such as Novo Nordisk. Who knew what and when, asks **Andrew Gardiner**.

The veil of secrecy around Jennie Brand-Miller – star nutrition academic and for years the face of low glycaemic index (low GI) diets – has been lifted, and it's far from flattering. After months of obstruction, MWM can now confirm that 'Dr Jennie', as she's affectionately known, has been married to John Miller (for decades until 2013, the medical director of Novo Nordisk Pharmaceuticals Australasia) from the late 1980s through to at least 2017.

Why does this matter? Economist and kane of Big Pharma and Sydney University, Rory Robertson, believes Dr Jennie – who popularised sugary, high-carb ('low GI') diets as somehow reverse blood sugar – helped cause a 'public health disaster' of high blood sugar, obesity and rampant type two diabetes (T2D) among Australians, in turn generating a market for Novo Nordisk, the leading seller of insulin used to treat T2D.

Robertson insists that dozens of Brand-Miller's 'peer-reviewed' published papers are based on erroneous and/or misconstrued data and that other, more credible studies associate sugary, high-carb diets with high blood sugar, obesity and T2D, stating that:

“ It has been known at the highest level of medical science and by competent GPs for a century that no-sugar, low-carbohydrate diets ‘reverse’ or ‘fix’ T2D. ”

A conflict of interest?

The central point of this investigation is not that Brand-Miller acted in bad faith but that her employer Sydney University, despite being notified many times by Robertson, failed to ensure that the academic complied with university policy on disclosing conflicts of interest, namely her close, very close association with a company which derived financial benefits from selling diabetes medication.

Brand-Miller did not declare what was a serious conflict of interest over the 2011 paper at the centre of this controversy. The Australian Paradox, despite enjoying what Robertson calls "a major multi-decade boost to her household income from her life/financial partner (John Miller's) high-level employment driving Novo Nordisk's diabetes drug sales."

MWM is not suggesting the Millers have acted unethically or allowed any personal relationship to affect their professional work, but it should be noted that Novo Nordisk, the 23rd most valuable company in the world with a profit of \$US22.24B for the year ending March 2023, appears not to have been displeased with the scholarly work.

For his part, John Miller also failed to openly acknowledge his marriage to Brand-Miller – despite clear conflict of interest implications – when it was his turn to write a PhD dissertation at UNSW in 1989. Miller was already working for Novo Nordisk's predecessor at the time, and his PhD was co-supervised by a Dr J.C. Brand.

That's right, readers: in a triumph of arms-length academic integrity, John Miller's supervisor was none other than his spouse, Jennie Brand-Miller. MWM confirmed the pair's collaboration and marriage via documents helpfully available online (the latter has since mysteriously vanished from the University of Sydney's website).

"Amazingly, John Miller acquired a UNSW PhD and 'expert' status under the (hidden) 'supervision' of his own wife while embedded in the Human Nutrition Unit at the University of Sydney with the Unit's taxpayer-funded facilities gifted to him by his wife's boss, Stewart Truswell – notably, the main scientific author for decades of our influential Australian Dietary Guidelines – all while Miller was employed by CSL Novos, soon to be Novo Nordisk Australasia," Robertson told MWM.

Robertson says the Millers' union has long been 'common knowledge' around the corridors of Sydney University's Human Nutrition Unit and the Charles Perkins (medical research) Centre (the latter subsumed the former from 2012), yet the university appears to have given Brand-Miller what he calls:

“ a decades-long free pass to hide her links to Novo Nordisk and its predecessors, allowing her to carefully exclude it from conflict-of-interest disclosures she published in hundreds of formal diet-and-health papers, in clear violation of university policy. ”

"The global nutrition, scientific and medical communities are still haplessly unaware that Brand-Miller's sugary 'low-GI' diet research was conducted under the cloud of the Novo Nordisk conflict," he added.

A (sugar) scandal in the making?

With their marriage confirmed, we can sum up what appears to be a hitherto insoluble headache for public health, government waste and academic integrity: Jennie Brand-Miller: (a) popularised sugary, high-carb 'low GI' diets, (b) wrongly, in the eyes of many, ecomerated sugar as a key driver of Australia's diabetes/obesity epidemic, and (c) may have derived a financial benefit as she and her husband made money from the latter's work in a company which sells the (insulin) T2D drug treatment.

This could turn out to be a massive scandal ... if anyone will listen, says Robertson.

<https://michaelwest.com.au/sydney-uni-big-pharma-conflict-of-interest/>

THE LANCET Submit Article Log in

ORIGINAL ARTICLES | VOLUME 339, ISSUE 8807, P1432-1435, JUNE 13, 1992

Double-blind crossover comparison of awareness of hypoglycaemia in patients reporting lack of awareness of hypoglycaemia on porcine and human insulins in

J.J. Miller

Affiliations
Novo Nordisk Pharmaceuticals, North Rocks, United States

Published: June 13, 1992 • DOI: [https://doi.org/10.1016/S0140-6736\(92\)92028-E](https://doi.org/10.1016/S0140-6736(92)92028-E)

Search for articles by this author

Abstract

Article info

Abstract

There has been much debate about reports that some insulin-treated diabetic patients lose awareness of hypoglycaemic symptoms on changing from porcine to human insulin. In a double-blind, crossover study, we sought differences between porcine and human insulin in the frequency and characteristics of hypoglycaemic episodes among patients who reported a reduction of awareness of hypoglycaemia after changing treatment. We studied 50 patients referred by their physicians because of complaints of lack of awareness of hypoglycaemia on human insulin. They had had diabetes for a mean of 20 (SD 12) years and 70% had good or acceptable glycaemic control. Each patient was treated in a double-blind manner for four 1-month periods, two with human and two with porcine insulin, in random order. Only 2 patients correctly identified the sequence of insulin treatments used; 8 or 9 would have been expected to do so by chance alone. The mean percentage of hypoglycaemic episodes associated with reduced or absent awareness was 64% (SD 30%) for human insulin and 69% (31%) for porcine insulin. We could find no statistically significant differences between the insulin species with respect to glycaemic control or the frequency, timing, severity, or awareness of hypoglycaemia. Reduced hypoglycaemia awareness is common with both human and porcine insulins.

[https://www.thelancet.com/journals/lancet/article/PII0140-6736\(92\)92028-E/fulltext](https://www.thelancet.com/journals/lancet/article/PII0140-6736(92)92028-E/fulltext)



The American Journal of Clinical Nutrition

Volume 50, Issue 3, September 1989, Pages 474-478



Original Research Communications: General: Carbohydrates

Metabolic effects of adding sucrose and aspartame to the diet of subjects with noninsulin-dependent diabetes mellitus

S. Colagiuri¹, J.J. Miller¹, R.A. Edwards¹

Show more

+ Add to Mendeley Share Cite

<https://doi.org/10.1093/ajcn/50.3.474>

Get rights and content

ABSTRACT

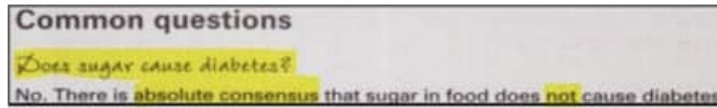
This study compared the effects of adding sucrose and aspartame to the usual diet of individuals with well-controlled noninsulin-dependent diabetes mellitus (NIDDM). A double-blind, cross-over design was used with each 6-wk study period. During the sucrose period, 45 g sucrose (9% of total daily energy) was added, 10 g with each main meal and 5 g with each between-meal beverage. An equivalent sweetening quantity of aspartame (162 mg) was ingested during the aspartame period. The addition of sucrose did not have a deleterious effect on glycaemic control, lipids, glucose tolerance, or insulin action. No differences were observed between sucrose and aspartame. Sucrose added as an integral part of the diabetic diet does not adversely affect metabolic control in well-controlled NIDDM subjects. Aspartame is an acceptable sugar substitute for diabetic individuals but no specific advantage over sucrose was demonstrated.

<https://www.sciencedirect.com/science/article/abs/pii/S0002916523435800?via%3Dihub>

Novo Nordisk pays “useful idiots” to falsely exonerate excess sugar/carbs as main cause of our T2D/obesity disaster

Novo drug-seller John Miller was USyd diabetes guru Stephen Colagiuri’s main scientific collaborator before Colagiuri became Miller’s wife JBM’s main scientific collaborator and co-author of her millions-selling sugary *Low GI Diet* books

Did JBM or Colagiuri disclose their drug-company COIs in Low GI books, as required by *External Interests Policy*? No



www.glycemicindex.com
Australia's original worldwide bestseller
— based on 30 years' research

PROFESSOR JENNIE BRAND-MILLER'S
LOW GI DIET
Diabetes Handbook

Your Definitive Guide to Using the Glycemic Index to Manage Pre-diabetes, Type 1 and Type 2 Diabetes and Gestational Diabetes

- Reduce your risk of developing Type 2 diabetes – what you need to eat and do
- How to choose the healthiest low GI options
- How to keep your blood glucose levels, blood pressure and blood fats under control
- Comprehensive GI tables

Prof Jennie Brand-Miller • Kaye Foster-Powell • Prof Stephen Colagiuri • Dr Alan Barclay
THE WORLD'S FOREMOST AUTHORITIES ON THE GLYCEMIC INDEX

<https://www.hachette.com.au/stephen-colagiuri/low-gi-diet-diabetes-handbook>
<http://www.australianparadox.com/pdf/diabetes.pdf>

<https://www.australianparadox.com/pdf/Big-5-year-update-Feb-2017.pdf>

Semi-retired, but dishonest JBM & Colagiuri recently working for USyd, running its pro-sugar Low-GI scam

Our Board

The Glycemic Index Foundation is a not-for-profit health promotion charity that is governed by a Board of Directors. Our Board is made up of people with personal experience of diabetes, research leaders, food industry experts and experienced business executives who are passionate about supporting the community with information and tools to help improve their health through scientifically based low GI healthy eating principles.

Board Members

<p>Professor Jennie Brand-Miller President & University of Sydney Member Representative Professor of Human Nutrition, School of Life and Environmental Sciences and Charles Perkins Centre Jennie is internationally recognized for her groundbreaking work in Glycemic Index. She was a finalist in the 2009 Australian of the Year Award, and her books have sold millions of copies around the world. Jennie has also been elected a Fellow of the Academy of Science in recognition for championing understanding of the role of the glycemic index (GI) in health and disease. Jennie was made a Member (AM) in the General Division of the Order of Australia for services to education in the field of human nutrition as a researcher and academic, and as a supporter of people with a health condition.</p>	<p>Professor Stephen Colagiuri University of Sydney Member Representative Professor of Metabolic Health and Co-Director of the World Health Organization Collaborating Centre on Physical Activity, Nutrition and Diabetes, Faculty of Medicine and Health and Charles Perkins Centre, University of Sydney Stephen Colagiuri is a clinical academic and a medical graduate specialising in diabetes and endocrinology. His research and clinical focus are on evidence based diabetes prevention and care. He has co-authored a number of books on the glycemic index. He has served several World Health Organization technical advisory groups and served on the Board of the International Diabetes Federation from 2017 to 2022 as Vice President (Prevention). In 2021 Stephen was made an Officer of the Order of Australia (AO) for national and international services to diabetes.</p>	<p>Dr Fiona Atkinson University of Sydney Member Representative Research Manager Sydney University Biometric Imbrie Research Centre Fiona is a leading researcher in carbohydrate health and nutrition. Fiona is internationally recognised for her research understanding the physiological significance of AMPK (Sirt6), which inhibits digestion of starch in the muscle, is associated with blood glucose levels and regulation of carbohydrates, with implications for understanding human metabolic biology and the gut microbiome.</p>
--	---	--

<https://www.gisymbol.com/our-board/> (downloaded 18 August 2024)

Novo Nordisk helped AstraZeneca Colagiuri to claim things like “absolute consensus” sugar doesn’t cause T2D

We have seen that, like JBM, Go8 sci-careerist - and Canberra’s often-preferred diabetes expert - Dr Stephen Colagiuri enjoyed a decades-long association with Novo Nordisk’s Medical Director Dr John Miller. Indeed, corrupt Dr Colagiuri often moonlighted as a paid part-timer for multiple drug-sellers (see below). Drug-sellers showered Dr Colagiuri with easy money because they like his brain. Alas, “There is *absolute consensus* that sugar in food does *not* cause [type 2] diabetes” (previous page) is a clownish false claim. But Novo *et al* enjoy JBM and Dr Colagiuri promoting that obvious falsehood with a straight face under a Go8 university’s prestigious banner.

Novo also benefits from Dr Colagiuri’s recent dishonest efforts pretending Virta Health’s low-carbohydrate (“no GI”) diabetes trial (2018) did not significantly outperform DiRECT’s (VLED) diabetes trial (2018) in fixing T2D and Metabolic Syndrome. Importantly, Dr Colagiuri also plays dead on the fact that Virta’s low-carb diet conspicuously collapsed the unhelpful use of heaps of ineffective, taxpayer-funded Insulin (via Novo) and a range of other unneeded drugs (pp 28-31).

Pharmaceutical industry payments to healthcare professionals (May 2016-Apr 2017) (4)

	A	C	D	E	I	O
1	Company	Period	Name	HealthCarePractiti	Service	Total
2588	AstraZeneca	May 2016-Oct 2016	Colagiuri, Stephen	Medical Practitioner	Consultant	431.81
2589	AstraZeneca	May 2016-Oct 2016	Colagiuri, Stephen	Medical Practitioner	Consultant	863.64
2590	AstraZeneca	Nov 2016-Apr 2017	Colagiuri, Stephen	Medical Practitioner	Advisory Board or Co	5454.55
2591	iNova	Nov 2016-Apr 2017	Colagiuri, Stephen	Medical Practitioner	Advisory Board	5440.95
2592	MSD	May 2016-Oct 2016	Colagiuri, Stephen	Medical Practitioner	Educational meeting	1273.00
2593	NovoNordisk	Nov 2016-Apr 2017	Colagiuri, Stephen	Medical Practitioner	Advisory Board or Co	2500.00
2594	NovoNordisk	May 2016-Oct 2016	Colagiuri, Stephen	Medical Practitioner	Advisory Board or Co	3000.00
2595						
2596						18963.95

<https://researchdata.andis.org.au/pharmaceutical-industry-payments-apr-2017/968458>
<http://www.abc.net.au/news/2017-10-24/big-pharma-paying-nurses-allied-health-professionals-millions/9077746>

Troubling that University professors moonlighting as paid agents of pharmaceutical companies – including the main scientific author (Prof. Colagiuri) - appear to have been influential in suppressing the known diet cure for T2D from the Department of Health’s *National Diabetes Strategy 2016-2020*

Appendix 2

Diabetes Mellitus Case for Action - Declarations of Interests

The declarations of interests of Steering Group members, authors and contributors to this Case for Action are listed below.

Name and Role(s)	Interest(s) declared
Prof Stephen Colagiuri <ul style="list-style-type: none"> Steering Group member Author 	Board membership <ul style="list-style-type: none"> Astra Zeneca/BMS National Advisory Board; MSD National Advisory Board; Novo Nordisk International and National Advisory Board; Sanofi National Advisory Board; Servier International Advisory Board; Takeda National Advisory Board. Consultancy fees/honorarium; support for travel/accommodation; meals/beverages <ul style="list-style-type: none"> Speaker engagements - honoraria, travel expenses, accommodation and meals received from: Astra Zeneca/BMS; MSD; Novo Nordisk; Sanofi; Servier; Takeda. Grants <ul style="list-style-type: none"> Chief Investigator, NHMRC Program Grant 2013-2017 Chief Investigator, NHMRC Project grant Chief Investigator, NHMRC EU FP7 Health project.
Prof Stephen Twigg <ul style="list-style-type: none"> Steering Group member Contributor 	Consultancy fees/honorarium <p>I am on/have been on the following Advisory Boards:</p> <ul style="list-style-type: none"> 2014-present Sanofi-Aventis International Advisory Board (Insulin glargine U300) 2014-present Abbott Scientific Advisory Board (Flash glucose monitoring) 2014 Boehringer Ingelheim/Eli Lilly Alliance Advisory Board (Empagliflozin) 2014 Janssen-Cilag Advisory Board (Canagliflozin) 2013-Boehringer Ingelheim/Eli Lilly Alliance Advisory Board (Linagliptin) 2011-2013 AstraZeneca Advisory Board (Onglyza/Dapagliflozin) 2011-2012 Eli Lilly Advisory Board (BMS and Astra Zeneca) 2010-2013 Novo Nordisk Advisory Board (Victoza) 2008-2013 Merck Sharp & Dohme: Januvia (Sitagliptin) 2009-2013 Novartis: Galvus (Vildagliptin) 2010 SanofiAventis (Lixisenatide).
Prof Sophia Zoungas <ul style="list-style-type: none"> Steering Group member 	Board Membership <ul style="list-style-type: none"> AstraZeneca Pty Ltd; Boehringer Ingelheim Pty Ltd; Bristol-Myers Squibb Australia Pty Ltd; Merck Sharp & Dohme (Australia) Pty Ltd; Novo Nordisk Pharmaceuticals Pty Ltd; Sanofi-aventis Group; AbbVie. Consultancy fees/honorarium <ul style="list-style-type: none"> AstraZeneca Pty Ltd; Boehringer Ingelheim Pty Ltd; Bristol-Myers Squibb Australia Pty Ltd; GlaxoSmithKline Australia Pty Ltd; Merck Sharp & Dohme (Australia) Pty Ltd; Novartis Pharmaceuticals Australia Pty Ltd; Novo Nordisk Pharmaceuticals Pty Ltd; Sanofi-aventis Group; Servier Laboratories (Australia) Pty Ltd; MediMark Australia Education; Eli Lilly Healthcare Education.
Prof Timothy Davis <ul style="list-style-type: none"> Steering Group member 	Consultancy fees/honorarium <p>Speaker fees</p> <ul style="list-style-type: none"> Abbott; Eli Lilly <p>Speaker fees and advisory board membership</p> <ul style="list-style-type: none"> Astra Zeneca; Boehringer Ingelheim; Bristol Meyer Squibb; GlaxoSmithKline; Merck Sharp and Dohme; Novartis; NovoNordisk; Sanofi Aventis <p>Advisory board membership</p> <ul style="list-style-type: none"> Janssen <p>Grants</p> <ul style="list-style-type: none"> Research funding: Eli Lilly; Merck Sharp and Dohme; NovoNordisk; Sanofi-aventis Holds NHMRC grants and intends applying for others during the period of steering group membership. <p>Support for travel/accommodation; meals/beverages</p> <ul style="list-style-type: none"> Provided as part of attendance at Advisory Board/Scientific meetings from: Abbott; Astra Zeneca; Boehringer Ingelheim; Bristol Meyer Squibb; GlaxoSmithKline; Janssen; Merck Sharp and Dohme; Novartis; NovoNordisk; Sanofi aventis

p. 83 <http://www.australianparadox.com/pdf/Big-5-year-update-Feb-2017.pdf>

<https://www.australianparadox.com/pdf/Letter-to-ACCC.pdf>

JBM's Low GI Diet always an undisclosed Novo/USyd JV designed to expand market for Novo's T2D (and now obesity) drugs: Novo and USyd's Low GI diet made sugary high-carb diets fashionable, blocking T2D reversal

My detailed Timeline (starts on p. 76) documents that the University of Sydney's "Low GI" (Glycemic Index) diet approach was developed as an **undisclosed joint venture** between (now-global superstar) **Janette Brand aka Jennie Brand-Miller (JBM)**, **JBM's scientist husband**, lifetime collaborator and financial partner **Dr John J. Miller, a Medical Director at global diabetes drug-seller Novo Nordisk**, and **his** main scientific collaborator, University of Sydney diabetes careerist **Dr Stephen Colagiuri**.

Given the role of carbohydrate in T2D (pp. 29-32) and Dr Novo's expertise (unethically undisclosed) in the background, JBM's high-carbohydrate Low GI advice appears to have been designed with Novo Nordisk to ensure T2D reversal is near impossible, thus fuelling ongoing prescriptions for expensive-yet-ineffective T2D medicines especially Insulin, until the T2D victim's death.

JBM and Stephen Colagiuri et al (2015), [Low GI Diet: Managing Type 2 Diabetes \(Revised edition\)](#)

"Having diabetes doesn't mean you need less carbohydrate than anyone else" (p. 56). **"What to snack on ... The best snacks are ...An apple, a banana, a bunch of grapes, a pear or a nectarine or a mandarin or orange"** (p. 81). **"Old-fashioned sugar stands up well under scrutiny - it is the second sweetest after fructose, has only moderate GI, is the best value for money and is the easiest to use in cooking"** (p. 85).

JBM and Stephen Colagiuri et al (2012), [Low GI Diet Diabetes Handbook \(revised edition\)](#)

"Doesn't sugar cause diabetes? No. There is **absolute consensus** that sugar in food does **not** cause [type 2] diabetes" (p. 73).

JBM and Stephen Colagiuri et al (2003), [The New Glucose Revolution: Losing Weight](#)

"Do you eat enough carbohydrate? ...Between 13 and 16 serves a day: Great - this should meet the needs of most people." (One serve is a medium-sized piece of fruit or a slice of bread. p. 47)

"The GI only relates to carbohydrate-rich foods. ...It is impossible for us to measure a GI value for foods which contain negligible carbohydrate. These foods include meats, fish, chicken, eggs, cheese, nuts, oils, cream, butter and most vegetables" (pp.52-53) **[RR: The glycemic response to those nutritious wholefoods (easily seen via CGM) is super-low, which is exactly the point: those excellent "no GI" foods are central to a range of low-carbohydrate diets that fix T2D.]**

On meals, JBM and Colagiuri (in their undisclosed joint venture with Novo Nordisk's Dr John J. Miller) advise:

Breakfast: "Start with a bowl of low GI cereal ...like All Bran, rolled oats or Guardian". Or non-toasted muesli. And "Add a slice of toast made from a low GI bread (or 2 slices for a bigger person)" (p. 60).

Lunch: "Try a sandwich or a roll, leaving the butter off ...choose a bread with lots of whole grains... Finish your lunch with a piece of fruit..." (p. 62).

Dinner: "The basis of dinner should be carbohydrate foods. Take your pick from rice, pasta, potato, sweet potato, couscous, bread, legumes or a mixture" (p. 65).

JBM and Stephen Colagiuri et al (2007), [The New Glucose Revolution for Diabetes](#)
The New York Times Bestselling series. Over 3 Million Copies in Print (in 2007!)

"You might wonder why a relatively high-carb diet was ever recommended for people with diabetes when this is the very nutrient they have trouble metabolizing. There are two important reasons.

One is that your glucose tolerance, or carbohydrate tolerance, improves the higher your carbohydrate intake. The reason for this is increased insulin sensitivity - **the more carbohydrates you eat, the better your body gets at handling them**. This effect is particularly apparent at high carbohydrate intakes (greater than 200 grams a day) **[RR: locking-in T2D]**. This led to the general health recommendation to eat at least 250 grams of carbohydrates a day for maximum glucose tolerance and insulin sensitivity."

Second, if you don't have a high carbohydrate intake, you run the risk of eating a high-fat diet instead... This can increase your insulin resistance and make your blood glucose levels worse." What's more, saturated fat... cardiovascular disease, etc (p. 74).

JBM et al (2005), [The Low GI Diet Revolution](#)

"For people in industrialized countries, avoiding carbs is a tricky business, because the alternative sources of energy are often high in saturated fat, and by eating them we run the risk of doing long-term damage to blood vessels and the heart. Indeed, there is more evidence against saturated fat than against any other single component of food **[yes, sugar is innocent!]**" (p. 18).

"Low-carb diets don't work in the longer term, because they represent such a huge departure from our normal eating habits. Most of us would find it simply too difficult to live in a modern world without our carbs and starchy staples, be they bread, pasta, noodles, or plain old rice. Avoiding sugars is twice as hard, because enjoying sweetness is programmed into our brains" (p. 33).

"In people losing weight on a low-carb diet, the level of ketones in the blood rises markedly, and this state, called **ketosis** is taken as a sign of 'success'. The brain, however, is definitively not at its best using ketones, and one result is that mental judgment is impaired **[RR: Silly stuff from Australia's finest, JBM, backed by her financial partner at Novo Nordisk]**" (p. 35)

p. 6 <https://www.australianparadox.com/pdf/Submission-HoR-DIABETES-INQUIRY.pdf>

Dr Colagiuri now promoting Nestle's VLED despite Low-Carb/Keto outperforming. Colagiuri suppresses fact that T2D caused by excess intake of sugar/carbohydrate, and that T2D readily fixed via removal of that excess intake

Sustained "Carbohydrate Restriction" was the highly effective fix for type 2 diabetes (T2D) known to medical science and thousands of MDs/GPs in 1923. What worked readily to fix T2D in 1923 still works readily now. Following that proven "no GI" diet, fast-growing **US firm Virta Health is reversing T2D in most victims**, while collapsing the use of T2D medicines, including Novo's insulin. Importantly, Virta Health outperforms in a head-to-head comparison between Virta and DiRECT's diabetes trials.

VIRTA & DiRECT diabetes trials (2018) confirmed T2D & Metabolic Syndrome readily fixed via Carbohydrate Restriction

DETAILS OF TYPE 2 DIABETES (T2D) PATIENTS IN LOW-CARBOHYDRATE TRIALS		VIRTA	DiRECT	
Number of T2D patients in intervention cohort		262	149	
Average age of T2D patients		54	53	
Average years since patients diagnosed with T2D		8.4	3.2	Virta outperform
DETAILS OF DIETS AND PROTOCOLS IN COMPETING LOW-CARBOHYDRATE TRIALS		VIRTA	DiRECT	
Ketogenic diet via strict carbohydrate restriction (ongoing<30g/d or episodic<130g/d)		Yes	Yes	
Strict ban on common sugary drinks, breakfast cereals, potato chips, bread, cakes, lollies, biscuits, ice cream, chocolates, rice, pasta, potatoes, bananas, apples, oranges, beer, etc		Yes	Yes	
Features ultra-processed drinks and severe energy restriction (~840 kcal/d, 59% carbs)		No	Yes	Virta outperform
Features wholefoods - including meat, eggs and green vegetables - eaten to satiety		Yes	No	Virta outperform
This particular low-carbohydrate diet featured in most distinguished US/UK medical text in history and has been advised for diabetes remission by competent GPs for >100 years		Yes	No	Virta outperform
PROTOCOLS		VIRTA	DiRECT	
Patients routinely kept on oral diabetes/CVD drug Metformin via formal ADA advice re CVD		Yes	No	
"All oral antidiabetic and antihypertensive drugs were discontinued on day 1... "		No	Yes	
Excluded all long-duration T2D patients, all those diagnosed 7 to (say) 25 years earlier		No	Yes	Virta outperform
Excluded all particularly troubled T2D patients, including all of those on insulin therapy		No	Yes	Virta outperform
Meals provided free to patients, from food-industry partner favoured by researchers		No	Yes	
Intervention cohort given "step counters" and a target of "up to 15 000 steps per day"		No	Yes	
Individual T2D patients randomised to either intervention or control		No	No	
A. RESULTS - Profound progress normalising key aspects of Metabolic Syndrome		VIRTA	DiRECT	
HbA1c, noting <6.5% is key threshold in T2D diagnosis	baseline	7.5	7.7	
	after 12 months	6.2	6.8	
	% decline	-17	-12	Virta outperform
Share of T2D patients HbA1c <6.5%	baseline	~20%	~15%	
	after 12 months	72%	51%	Virta outperform
Weight kg	baseline	115.4	100.4	
	after 12 months	101.2	90.4	
	% decline	-12	-10	Virta outperform
Triglycerides	baseline	2.3	2.1	
	after 12 months	1.7	1.7	
	% decline	-25	-15	Virta outperform
Blood pressure	baseline	132.5	134.3	
	after 12 months	125.8	133.0	
	% decline	-5	-1	Virta outperform
HDL-cholesterol	baseline	1.1	1.1	
	after 12 months	1.3	1.2	
	% increase	17	12	Virta outperform
B. RESULTS - Massive reductions in antidiabetic drug usage		VIRTA	DiRECT	
Share of T2D patients struggling on insulin therapy	baseline	28%	0%	
	after 12 months	15%	0%	
	% decline	-47		Virta outperform
At 12 months, insulin therapy in Virta was stopped or reduced in 94% of completers				Virta outperform
Intervention also prompted massive de-prescribing of various oral antidiabetic drugs		Yes	Yes	
NB: ADA protocol in Virta meant Metformin still prescribed for CVD risk in 64% completers, yet proportion T2D patients' HbA1c <6.5% + no antidiabetic drugs including insulin & Metformin =		25%	49%	
Fewer symptoms depression at 1 year or 40% greater use of antidepressants , versus Control		Former	Latter	Virta outperform
Increase to 4.0 from 3.5 in mean number other "prescribed medications", incl. antidepressants		No	Yes	Virta outperform

Table author is Rory Robertson (strathburnstation@gmail.com ; 61 414 703 471)

Published (with original sources cited) at: <https://www.australianparadox.com/pdf/Colagiuri-misconduct-diabetes-2022.pdf>



The Australian Obesity Management Algorithm: A simple tool to guide the management of obesity in primary care[☆]

Tania P. Markovic^{a,b,*}, Joseph Proietto^c, John B. Dixon^d, Georgia Rigas^e, Gary Deed^{f,g}, Jeffrey M. Hamdorf^h, Erica Bessell^b, Nathalie Kizirian^b, Sofianos Andrikopoulosⁱ, Stephen Colagiuri^b

^a Metabolism & Obesity Service, Royal Prince Alfred Hospital, Camperdown, NSW 2050, Australia

^b Boden Initiative, Charles Perkins Centre, Faculty of Medicine and Health, University of Sydney, NSW 2006, Australia

^c University of Melbourne, Parkville, VIC 3010, Australia

^d Iversen Health Innovation Research Institute, Swinburne University of Technology, Hawthorn, VIC 3122, Australia

^e St George Private Hospital, Kogarah, NSW 2217, Australia

^f HealthCarePlus Medical Centre, Carindale, QLD 4152, Australia

^g Monash University, Clayton, VIC 3800, Australia

^h Medical School, University of Western Australia, Crawley, WA 6009, Australia

ⁱ Australian Diabetes Society, 145 Macquarie St, Sydney, NSW 2000, Australia

ARTICLE INFO

Keywords:

Obesity
Very low energy diet
Reduced energy diet
Low energy diet
Physical activity
Anti-obesity pharmacotherapy
Bariatric surgery

ABSTRACT

Obesity is a complex and multifactorial chronic disease with genetic, environmental, physiological and behavioural determinants that requires long-term care. Obesity is associated with a broad range of complications including type 2 diabetes, cardiovascular disease, dyslipidaemia, metabolic associated fatty liver disease, reproductive hormonal abnormalities, sleep apnoea, depression, osteoarthritis and certain cancers. An algorithm has been developed (with PubMed and Medline searched for all relevant articles from 1 Jan 2000–1 Oct 2021) to (i) assist primary care physicians in treatment decisions for non-pregnant adults with obesity, and (ii) provide a practical clinical tool to guide the implementation of existing guidelines (summarised in [Appendix 1](#)) for the treatment of obesity in the Australian primary care setting.

Main recommendations and changes in management: Treatment pathways should be determined by a person's anthropometry (body mass index (BMI) and waist circumference (WC)) and the presence and severity of obesity-related complications. A target of 10–15% weight loss is recommended for people with BMI 30–40 kg/m² or abdominal obesity (WC > 88 cm in females, WC > 102 cm in males) without complications. The treatment focus should be supervised lifestyle interventions that may include a reduced or low energy diet, very low energy diet (VLED) or pharmacotherapy. For people with BMI 30–40 kg/m² or abdominal obesity and complications, or those with BMI > 40 kg/m² a weight loss target of 10–15% body weight is recommended, and management should include intensive interventions such as VLED, pharmacotherapy or bariatric surgery, which may be required in combination. A weight loss target of > 15% is recommended for those with BMI > 40 kg/m² and complications and they should be referred to specialist care. Their treatment should include a VLED with or without pharmacotherapy and bariatric surgery.

[☆] Guidelines prepared by representatives of Australian & New Zealand Obesity Society (ANZOS), Australian Diabetes Society (ADS), Australian & New Zealand Metabolic and Obesity Surgery Society (ANZMOSS) and Royal Australian College of General Practitioners (RACGP).

* Corresponding author at: Metabolism & Obesity Service, Royal Prince Alfred Hospital, Camperdown, NSW 2050, Australia.

E-mail addresses: tania.markovic@sydney.edu.au (T.P. Markovic), j.proietto@unimelb.edu.au (J. Proietto), profjohndixon@gmail.com (J.B. Dixon), drgeorgiarigas@gmail.com (G. Rigas), drgarydeed@outlook.com (G. Deed), jeffrey.hamdorf@uwa.edu.au (J.M. Hamdorf), erica.bessell@sydney.edu.au (E. Bessell), nathalie.kizirian@sydney.edu.au (N. Kizirian), ceo@diabetessociety.com.au (S. Andrikopoulos), stephen.colagiuri@sydney.edu.au (S. Colagiuri).

<https://doi.org/10.1016/j.orcp.2022.08.003>

Received 11 October 2021; Received in revised form 2 April 2022; Accepted 5 August 2022

Available online 30 August 2022

<https://www.sciencedirect.com/science/article/pii/S1871403X22000709>

— Exclusive

Ozempic maker wants taxpayer subsidy for new Wegovy drug



Nick Butcher
Technology writer

Aug 4, 2024 - 7:24pm

Save | Share | Get this article by email

Listen to this article
4:00

Danish drug giant [Novo Nordisk](#) wants taxpayers to subsidise access to its blockbuster weight loss medication Wegovy after generating \$605 million in revenue from Australia last year.

The company will soon make its third attempt at persuading the government to list Wegovy, a version of Ozempic designed for weight loss, on the Pharmaceutical Benefits Scheme. That would drop the price of a dose from \$460 to \$31.60 for patients, with the government covering the rest of the drug's cost.



Novo Nordisk Oceania managing director Cem Ozenc sits in a chair in Melbourne in government for Ozempic. [Shane White/Liaison](#)

[Novo Nordisk](#) Oceania managing director Cem Ozenc argued that the government should accept the bid, where the previous two failed, because of the number of overweight or obese Australians who could benefit from the drug.

"I do feel that there's an enthusiasm and they [the government] would like to definitely see how this could work," Mr Ozenc told [The Australian Financial Review](#). "But at the same time, they are of course, worried about the financial costs."

Pricing sheets obtained by the [Financial Review](#), which [revealed the drug's Australian launch last week](#), show four weeks' supply of full-strength Wegovy will cost customers \$460. That is a fraction of its price in the United States but similar to the UK and Canada.

Clinical studies have shown patients on Wegovy lose more than 10 per cent of their body weight on average, making it a wildly popular treatment for people who have struggled losing weight through other means. But many customers regain the kilos with [less muscle after going off the medication](#).

Mr Ozenc said Wegovy's Australian pricing reflected its effectiveness, but said he would not "comment on other countries' pricing decisions because they're all very complicated".

Most of the money goes offshore

Even before Wegovy's launch, Novo Nordisk took in \$605 million from Australian customers last year, up from \$466 million in the 2022 calendar year.

The figures, contained in Australian Securities and Investments Commission filings, offer a sense of a company's performance but not a complete picture because they are designed to comply with corporate law.

They show the vast majority of that money went offshore again, with Novo Nordisk Australia spending \$526 million buying medication and services from related international companies.

It paid \$5 million in income tax, down from \$7 million in 2022, on \$17 million in profits recorded in Australia.

Mr Ozenc declined to comment on the company's Australian finances, which will be supercharged by the launch of Wegovy. He said the company had decided to launch it now because it could ensure supply.

"It was very clear that we need to only launch when we are certain that we can actually supply to patients that can start this treatment," Mr Ozenc said.

Patients on Ozempic over recent years have had to cope with periodic shortfalls, which would have become worse in October when chemist-made versions of the medication will be banned.

Mr Ozenc said Novo Nordisk had not made any agreement to launch Wegovy here in exchange for the government's ban on replica versions of the drug. Medical sources said its representatives were already speaking to GPs about its benefits, which Mr Ozenc said was part of an educational drive.

The company globally has become a \$100 billion (\$675 billion) behemoth largely because of the success of its weight loss medications. But it now faces the threat of intense competition.

Major Western drugmakers including Pfizer and Roche are working on their own weight loss medication while generic manufacturers in India are trying to produce cheaper alternatives.

Mr Ozenc welcomed the competition. "The prices will go down, there will be more supply," he said. "So that's a great thing." But he noted that medication was only one part of a patient's weight loss, with diet, exercise and prevention also key.

The Pharmaceutical Benefits Scheme was contacted for comment. For a medication such as Wegovy to be approved it has to be backed by a panel of independent experts, then ticked off by the federal cabinet after the Health Department negotiates a price.

Please investigate University of Sydney's "Research Excellence" corruption, a scandal fuelling T2D epidemic and Novo Nordisk's T2D drug fraud

[Evidence supporting all statements by Roy Robertson at www.australianparadox.com](http://www.australianparadox.com)

A. Professor "GI Jennie" Brand-MILLER, AO: Australia's globally famous diet-and-health "scientist" has spent decades falsely exonerating modern doses of sugar as a major driver modern obesity/T2D epidemics. *Australian Paradox* sugar-and-obesity fraud began with JBM's extraordinarily faulty "peer reviewed" original paper. Valid JBM sugar charts trend up 1980-2010, falsifying unsupported "finding" of "consistent and substantial decline". JBM's preferred sugar series dead-ended 2003: discontinued as unreliable by ABS after 1999 then faked by FAO. In dishonest defence of false *Australian Paradox* "finding", several further papers were published avoiding key facts. 6. Prof Clark Recommended JBM write a new paper overseen by "Faculty" (incl. boss SJS, below) that "specifically addresses and clarifies" key factual matters including RR's misrepresented-data critique above. Helped by *USyd* management (including via *USyd* security guard sooted onto RR; p. 74), JBM, SJS and Stewart Truswell published new sham paper that dishonestly avoided Clark's Recommendation and knowingly placed fake sugar data in *AJCN*. 7. Beyond scientific fraud, JBM (99.99% likely) in stunning breach of *USyd's External Interests Policy* (p. 28), hiding millions of dollars of undisclosed household income/wealth via spousal link to Novo Nordisk's T2D insulin/drug sales

Guide to arrows:

URM = University Research Misconduct

\$\$\$\$ = Financial support from Novo Nordisk

Arrows show direction of benefit

C. Professor Stephen Colagiuri on "money train" moonlighting for Novo Nordisk while University of Sydney's most-eminent diabetes careelist

1. Long-time paid part-timer for Novo Nordisk and various other drug companies
2. Co-author with JBM of millions-sold pop-sci Low GI Diet books falsely claiming "There is absolute consensus that sugar in food does not cause [T2] diabetes"
3. Helped exclude word "Carbohydrate" from *AUSDRISK* and *National Diabetes Strategy 2016-2020*; now assisting Novo Nordisk further by misrepresenting *Viria Health's* profoundly impressive clinical data, in *Diabetes Australia T2D Statement 2016-2020*
4. Aiding JBM's misconduct by helping her hide Novo Nordisk "External Interest"

NOVO NORDISK (NN) long-time Medical Director Australasia is Dr John Miller, whose famous pro-sugar spouse Jennie Brand-MILLER promotes pro-NN false claim Carbohydrate Restriction does not fix T2D)

1. Novo Nordisk (NN) business model for decades has involved expanding sales of T1D medication Insulin to victims of modern T2D epidemic, despite T2D victims being readily fixed via no-sugar, Carbohydrate Restriction
2. Poor strategy: "Educate" T2D patients directly via evening events at local pharmacies (see *SMH* report, 2004)
3. Effective strategy: Financial support to "useful idiots" and otherwise corrupt "scientists" to encourage them to suppress medical facts: (i) T2D caused by excess sugar/carbohydrate; (ii) Carbohydrate Restriction fixes T2D
4. Stephen Colagiuri was paid to help exclude word "Carbohydrate" from Canberra's diabetes documents; most recently he has misrepresented key clinical facts re "Viria approach", in *Diabetes Australia's Statement on T2D*
5. NN provided "easy money" to Obesity Australia/The Obesity Coalition as Charles Perkins absorbed OA - with SJS as Chair - while SJS protecting Mrs John Miller's pro-NN *Australian Paradox* fraud, expanding it into *AJCN*

B. Professor Stephen J. Simpson AC: Academic Director, Charles Perkins Centre

1. As dishonest boss of Charles Perkins, SJS is devoted to suppressing "Viria approach" that in US is delivering mass T2D-reversal, collapsing use of T1D drug Insulin by T2D victims (~70%)
2. SJS's 30-Diet Lifespan fraud misrepresents results career-defining 900-mouse experiment
3. Pushes low-protein high-carb diet that fuels T2D in Indigenous and aged-care communities
4. Promoted misrepresented results involving 715 mice to rob taxpayers of \$13m via NHMRC
5. As SJS dishonestly protected JBM's fraud, and helped JBM to place fake data in *AJCN*
6. SJS as "Faculty" head protected JBM's fraud, and helped JBM to place fake data in *AJCN*
7. As SJS dishonestly protected JBM's fraud, JBM's husband's firm Novo Nordisk financially supported SJS's career-expanding move into Chair of Obesity Australia/The Obesity Coalition
8. SJS also assisting JBM's research misconduct by helping hide her (their) "External Interest"

D. Professor Stewart Truswell: main scientific author of *Australian Dietary Guidelines (ADGs)* since he wrote ADGs for/in/with our Department of Health in 1978 and 1979

1. Influential ST dominated "health" space for decades via confident false claim "saturated fat in meat, eggs and dairy causes heart disease". That sci-nonsense still dominates *ADGs*
2. ~45 years ago, ST ominously advised novice colleague JBM that sugar not a dietary evil
3. At a Coca Cola "science" event, ST told me I was "making a mountain out of a molehill" fussing about JBM misrepresenting up versus down and promoting fake data in her faulty *Australian Paradox* paper. I advised he help JBM formally retract hopelessly flawed paper
4. Instead, ST helped JBM expand her fraud, helping JBM place fake sugar data into *AJCN*
5. ST also supporting JBM's misconduct by helping hide Novo Nordisk "External Interest"

Re: Letter to USyd's Belinda Hutchinson AC on harmful misconduct by Prof. Stephen Simpson AC and his Charles Perkins Centre "scientists" 



↳ Vice Chancellor <vice.chancellor@sydney.edu.au>
to me, Chancellor, Research ▾

Tue, Jun 27, 2023, 3:46 PM ☆ 😊 ↶ ⋮

Dear Mr Robertson,

Thank you for your emails of 14 and 21 June 2023 in relation to the work of researchers at the University of Sydney's Charles Perkins Centre.

You have referred in your emails to your previous complaints about Professors Jennie Brand-Miller, Stephen Simpson, Stewart Truswell and Stephen Colagiuri and have expressed your dissatisfaction with the University's assessment of your allegations. To address your continuing concerns you have proposed an independent investigation, and have suggested that this could be undertaken by way of a Senate inquiry.

It is not clear from your emails whether you have in mind an inquiry by the University's Senate or a Parliamentary inquiry. Either way, we do not agree that any such inquiry is warranted.

We are satisfied that the University has robust policies and procedures regulating the conduct of research in accordance with the requirements of the Australian Code for the Responsible Conduct of Research 2018 (the Australian Research Code), and that your previous complaints have been appropriately and thoroughly examined.

We have been advised that your emails of 14 and 21 June 2023 and accompanying documents do not include any new information that warrants investigation.

As you know, the Australian Research Integrity Committee (ARIC) provides an avenue of review of institutional processes for dealing with allegations of breaches of the Australian Research Code, and it is open to you to contact ARIC (aric@arc.gov.au) to request a review of any of the issues you have not previously pursued through that mechanism.

Regards,

Belinda Hutchinson and Mark Scott

Belinda Hutchinson AC
Chancellor
THE UNIVERSITY OF SYDNEY
Level 5, Michael Spence Building | The University of Sydney | NSW | 2006
T +61 2 9351 5701
E chancellor@sydney.edu.au W <http://sydney.edu.au>
Acknowledging the traditional owners upon whose ancestral lands the University of Sydney campuses stand.

This email plus any attachments to it are confidential and are subject to a claim for privilege. Any unauthorised use is strictly prohibited. If you receive this email in error, please delete it and any attachments.

Mark Scott AO | Vice-Chancellor and President
The University of Sydney
Office of the Vice-Chancellor and President
Level 4, Michael Spence Building | The University of Sydney | NSW | 2006
+61 2 9351 5051
vice.chancellor@sydney.edu.au | sydney.edu.au

----- Forwarded message -----

From: Vice Chancellor <vice.chancellor@sydney.edu.au>
Date: Mon, Aug 28, 2023 at 10:23AM
Subject: Re: Letter to Belinda Hutchinson: Top US journal AJCN confirms key aspect of epic diabetes fraud protected by USyd VC Mark Scott & ABC reporter Norman Swan
To: rory robertson <strathburnstation@gmail.com>
Cc: Chancellor University of Sydney <chancellor@sydney.edu.au>

Dear Mr Robertson,

We refer to your email of 22 August 2023 to the Chancellor concerning Professor Jennie Brand-Miller and other researchers based at the University of Sydney's Charles Perkins Centre. The Chancellor has asked us to reply on her behalf.

You have not raised any new matters warranting further consideration and the University does not have anything further to add to the information set out in previous replies to you.

Regards,

Office of the Vice-Chancellor and President

The University of Sydney
Office of the Vice-Chancellor and President
Level 4, F23 Michael Spence Building | The University of Sydney | NSW | 2006
vice.chancellor@sydney.edu.au | sydney.edu.au

Fake enforcement of USyd & Go8 research-integrity policies by VC Scott means taxpayers are being defrauded: while soliciting billions of dollars from hapless taxpayers and politicians, USyd and its Go8 partners promise to pursue “excellence” in research; yet post-funding, they dishonestly support false, harmful research “findings”.

University of Sydney’s 2023 Annual Report

1.2 Commonwealth Government funding

Declining Commonwealth financial support in real terms has continued to intensify pressure on the University of Sydney and has increased the University’s reliance on fee-paying students. In 2023, Commonwealth operating support decreased by \$8.9 million while research revenue increased by \$34.9 million. The increase in Commonwealth research funding is mainly attributable to a \$28.9 million increase in NHMRC and MRFF program funding. ARC and research program funding showed a further increase of \$19.7 million, partially offset by a \$17.0 million decrease in research funding from other Commonwealth agencies.

	2023	2022	Change	Change
	\$M	\$M	\$M	%
Teaching and learning operating grants	317.4	326.3	(8.9)	(2.7)
Capital funding	0.0	0.0	0.0	0.0
Commonwealth Government operating and capital grants	317.4	326.3	(8.9)	(2.7)
Research program funding	192.4	178.4	14.0	7.8
Australian Research Council	52.7	47.0	5.7	12.1
National Health and Medical Research Council and the Medical Research Future Fund	130.4	101.5	28.9	28.5
Other Commonwealth agencies – research	51.7	68.7	(17.0)	(24.7)
Other Commonwealth agencies – non-research	27.6	24.3	3.3	13.6
Commonwealth research funding	454.8	419.9	34.9	8.3
Total Commonwealth funding	772.2	746.2	26.0	3.5

1.3 NSW Government grants

Grants provided by the NSW Government increased by \$3.9 million – 8.4 percent – to \$50.5 million in 2023.

	2023	2022	Change	Change
	\$M	\$M	\$M	%
NSW Government operating grants	10.5	8.6	1.9	22.1
NSW Government research grants	40.0	38.0	2.0	5.3
Total NSW Government grants	50.5	46.6	3.9	8.4

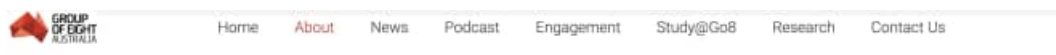
1.4 Research and consultancy activities

Income received by the University for research and consultancy activities increased by \$68.3 million – 10.9 percent – in 2023. Commonwealth research funding of \$454.8 million represented 65.7 percent of the total funding in this category. Contributions by the Commonwealth Government increased by \$34.9 million, which accounted for 51.1 percent of the total increase in research and consultancy income, with the reasons explained in section 1.2. Under non-Commonwealth Government funding, in 2023, local collaborative research grants were lower than 2022 by \$3.0 million whilst overseas collaborative research funds were \$19.3 million higher than 2022. Foundations and individual research grants contributed an additional \$14.9 million increase – 22.9 percent – to this funding category.

	2023	2022	Change	Change
	\$M	\$M	\$M	%
Commonwealth research funding	454.8	419.9	34.9	8.3
NSW Government research grants	40.0	38.0	2.0	5.3
Industry research grants	19.2	18.1	1.1	6.1
Foundations and individual research grants	80.0	65.1	14.9	22.9
Local collaborative research funds	12.5	15.5	(3.0)	(19.4)
Overseas collaborative research funds	76.4	57.1	19.3	33.8
Consultancies	9.2	10.1	(0.9)	(8.9)
Non-Commonwealth research and consultancy funding	237.3	203.9	33.4	16.4
Total research and consultancy income	692.1	623.8	68.3	10.9

The Group of Eight: Research intensive universities promote **excellence in research...integrity is the requirement, excellence the standard...the application of rigorous standards of academic excellence...placing a higher reliance on evidence than on authority...the excellence, breadth and volume of their research...help position the standards and benchmarks for research quality...research intensive universities are crucial national assets...[they have] the right and responsibility to publish their results and participate in national debates...provide information that supports community well-being...they are citadels of ability and excellence... Excellence attracts excellence...The reputation of these universities reflects substance, not public relations...the research intensive universities are critical. The way in which they operate ensures the highest possible standards of performance across a broad range of disciplines and helps set national standards of excellence.**

<https://go8.edu.au/sites/default/files/docs/role-importanceofresearchchunis.pdf>
<http://www.australianparadox.com/pdf/Big-5-year-update-Feb-2017.pdf>



Australia's leading Universities: leading excellence, leading debate

The Group of Eight (Go8) comprises Australia's leading research-intensive universities – the University of Melbourne, the Australian National University, the University of Sydney, the University of Queensland, the University of Western Australia, the University of Adelaide, Monash University and UNSW Sydney.

The Go8 is a company and was incorporated in 1999. Its Directorate is based in Canberra, capital city of Australia.

The Go8 is focussed on, and is a leader in, influencing the development and delivery of long-term sustainable national higher education and research policy, and in developing elite international alliances and research partnerships.

The Go8's Chief Executive is Ms Vicki Thomson.

The Go8's Chair is Professor Mark Scott AO, Vice-Chancellor and President, The University of Sydney.

Our rankings:

In world rankings Go8 universities are consistently the highest ranked in Australia. Seven of the Go8's members are in the world's top 100 universities and all Go8 members are ranked in the world's top 150 universities; in the Academic Ranking of World Universities (ARWU) from Shanghai Jiao Tong University, the Times Higher Education Rankings (THES) and the QS World University Rankings (QS).

Our research:

The Go8 receives 71 per cent of Australian Competitive Grant (Category 1) funding and had the largest proportion of research fields rated at 4 or 5 ('above' or 'well above' world standard) in the latest Excellence for Research Australia (ERA) exercise.

99 per cent of Go8 research is world class or above.

<https://go8.edu.au/about/the-go8>



Study@Go8

The Go8 has a commitment to excellence. It accepts quality students who become quality graduates.

Go8 universities have 380,000 students, one quarter of Australia's higher education students.

The Go8 delivers Australia over 96,000 quality graduates each year.

Go8 undergraduate retention rates are higher than other Australian universities.

Further headline information is available in the Go8's 'facts of distinction' publication.

For detailed study information please contact the university of your choice below:



<https://go8.edu.au/study/information>

[Letter of Complaint to ABC Board members, ABC journalists, and others: Reporter Norman Swan prioritised his private client's needs over reporting scientific misconduct to ABC audiences](#)

Rory Robertson (+61 414 703 471)
Sydney NSW
17 July 2023

Dear ABC Chair Ita Buttrose, Managing Director David Anderson, Board Member Laura Tingle, Media Watch's Paul Barry, other ABC officials and journalists, and interested observers,

I am writing to make a formal complaint about your reporter Norman Swan, for prioritising his personal-business interests over reporting to the ABC's audience a stunning incident involving University of Sydney superstar Professor "Glennie" Brand-Miller's increasingly obvious scientific misconduct.

If Norman Swan is indeed still an ABC employee, I believe he should be fired for dereliction of ABC duty. This week, he failed to report an incident of national significance, and **unethically helped to suppress stunning new evidence for what I've called "The biggest medical scandal in Australia's history", and the associated governance crisis - involving corrupt conduct - at the University of Sydney** (which enjoys a disproportionate ~\$400m worth of research funding each year from Australian taxpayers).

In June, I provided evidence on the latter two matters to the **Chancellor of the University of Sydney, Belinda Hutchinson**: pp. 9, 34 and 70-77 at <https://www.australianparadox.com/pdf/Letter-to-BelindaHutchinson.pdf>

Beyond the broader research fraud and institutional corruption documented in my letter to Ms Hutchinson, the **"stunning new evidence"** to which I refer involved my latest effort to give Professor Jennie Brand-Miller (JBM) the opportunity to deny that she has published false and deceptive conflict-of-interest statements for decades. **Spoiler: In front of ~600 people last Wednesday evening, superstar Professor JBM chose not to deny my claim that she has deceived the global scientific community for decades; instead, remarkably, she stood up and walked silently towards the exit, and out of a Diabetes Australia event in the Warrane Theatre at the Museum of Sydney.**

As a courtesy, I have CC'd Norman Swan; Jennie Brand-Miller (JBM); Justine Cain, CEO of Diabetes Australia; Stephen Simpson, founding Academic Director of the Charles Perkins Centre (overseeing ~1200 taxpayer-funded researchers at the University of Sydney); and Mark Scott, Vice-Chancellor of the University of Sydney (and formerly Managing Director of the ABC). I encourage each of them to publicly dispute any of my observations in this letter, any of the detailed evidence provided in my letter last week to the *American Journal of Clinical Research (AJCR)*; attached, below), and any aspect of my 12 years' worth of evidence published at <https://www.australianparadox.com/>.

Is Norman Swan still an ABC reporter, or is he now devoted to his private clients and business interests?

Importantly, before I proceed, this formal complaint assumes Dr Norman Swan is still an employee of the ABC and still receives an income from taxpayers as a reporter and producer of content, not now retired from the ABC and 100% devoted to his private business interests, including public speaking:
<https://au.linkedin.com/in/dnormanswan>

I've been told Norman's public-speaking engagements command payment of up to \$10,000 per night. Good luck to him - "Dr Norman Swan AM is a multi-award-winning producer, broadcaster and investigative journalist" - except to the extent that his devotion to private interests - including staying cosy-cosy with his customers in the "health" space - interferes with his taxpayer-funded job as an ABC reporter.

The issue here is that Australians are still expecting ABC reporter Norman Swan to report to them serious misconduct by dodgy scientists when it is paraded in front of him, but Norman's private business in the "health" space means that no longer happens. Australians now need to be told that Norman Swan can no longer be trusted to "call out" scientific fraudsters or corrupt conduct by institutions harming public health.

Once a fearless investigative reporter - who brought great credibility to the ABC by famously taking down prominent gynaecologist Dr William McBride and his fraudulent research - Dr Norman Swan appears to have become a meek puppy devoted to servicing his private clients in the "health" sector.

What am I talking about? ABC reporter helping suppress - rather than report - evidence of scientific misconduct

Last Wednesday evening, ABC reporter Dr Norman Swan presided over an extraordinary incident while "moonlighting" as a (paid?) Master of Ceremonies and public speaker. Rather than asking critical questions and then reporting for the ABC, Norman Swan as MC chose to help his customer - Diabetes Australia CEO Justine Cain - to suppress from the wider Australian community all evidence of a stunning episode in the fight against corrupt conduct in the diabetes space, a malignant matter of fact that has long fuelled Australia's type 2 diabetes (T2D) epidemic (see pp. 4-26 in my letter to Belinda Hutchinson, above).
(Letter continues on p. 3, after exhibits overleaf)

<https://www.australianparadox.com/pdf/RRLetter-to-ABC-re-NormanSwan.pdf>

2: Novo Nordisk's Enemy #1 is medical science's Low-Carbohydrate diets fixing T2D and obesity

For 100+ years, highest levels of medical science and competent GPs across western world have known that T2D is caused by excess intake of sugar/carbohydrate and that T2D is readily fixed by removal of that excess intake

THE PRINCIPLES AND PRACTICE OF MEDICINE

DESIGNED FOR THE USE OF PRACTITIONERS AND STUDENTS OF MEDICINE

BY

THE LATE SIR WILLIAM OSLER, BT., M.D., F.R.S.

FELLOW OF THE ROYAL SOCIETY OF MEDICINE, LONDON; SENIOR PROFESSOR OF MEDICINE, OXFORD UNIVERSITY; SENIORLY PROFESSOR OF MEDICINE, JOHN HOPKINS UNIVERSITY, BALTIMORE; HONORARY PROFESSOR OF THE INSTITUTES OF MEDICINE, SINGAPORE, UNIVERSITY, MUMBAI, AND PROFESSOR OF CLINICAL MEDICINE IN THE UNIVERSITY OF PENNSYLVANIA, PHILADELPHIA

AND

THOMAS McCRAE, M.D.

FELLOW OF THE ROYAL COLLEGE OF PHYSICIANS, LONDON; PROFESSOR OF MEDICINE, JOHNS HOPKINS MEDICAL SCHOOL, PHILADELPHIA; SENIORLY IN THE JOHNS HOPKINS AND JOHNS HOPKINS HOSPITALS, PHILADELPHIA; HONORARY ASSOCIATE PROFESSOR OF MEDICINE, JOHN HOPKINS UNIVERSITY

SIXTH THOROUGHLY REVISED EDITION



NEW YORK AND LONDON
D. APPLETON AND COMPANY

1923

Type 2

II. DIABETES MELLITUS

~90% of all diabetes

Definition.—A disease of metabolism in general with especial disturbance of carbohydrate metabolism in which the normal utilization of carbohydrate is impaired with an increase in the sugar content of the blood and consequent

Etiology.—The enzymes of the intestinal mucosa convert the starches and sugars of the food into monosaccharides—dextrose, galactose and levulose—which pass into the portal circulation, but the major portion remains in the liver, where it is converted into glycogen. The percentage of sugar in the systemic blood remains constant—0.06 to 0.11 per cent. Part of the sugar passes to the muscles, where it is stored as glycogen. The total storage capacity of the liver is estimated at about one-tenth of its weight, i. e., about 150 gms. for an ordinary organ weighing 1,500 gms. Not all of the glycogen comes from the carbohydrates; a small part in health is derived from the proteins and fats. This treble process of transformation, storage and retransformation of the sugars is effected by special enzymes, which are furnished by internal secretions, chiefly of the pancreas and hypophysis, and are directly influenced by the nervous system. According to Claude Bernard the sugar is simply warehoused on demand in the liver, and given out to the muscles which need it in their work. In any case, the sugar, one of the chief fuels of the body, is burned up, supplying energy to the muscles, and is eliminated as CO₂ and water. The nature of the intermediate stages of the transformation is still under discussion.

The following are the conditions which influence the appearance of sugar in the urine:

(a) **EXCESS OF CARBOHYDRATE INTAKE.**—In a normal state the sugar in the blood is about 0.1 per cent. In diabetes the percentage is usually from 0.3 to 0.4 per cent. The hyperglycemia is immediately manifested by the appearance of sugar in the urine. The healthy person has a definite limit of carbohydrate assimilation; the total storage capacity for glycogen is estimated at about 300 gms. Following the ingestion of enormous amounts of carbohydrates the liver and the muscles may not be equal to the task of storing it; the blood content of sugar passes beyond the normal limit and the renal cells immediately begin to get rid of the surplus. Like the balance at the Mint, which is sensitive to the correct weight of the gold coins passing over it, they only react at a certain point of saturation. Fortunately excessive quantities of pure sugar itself are not taken. The carbohydrates are chiefly in the form of starch, the digestion and absorption of which take place slowly, so that this so-called alimentary glycosuria very rarely occurs, though enormous quantities may be taken. The assimilation limit of a normal fasting individual for sugar itself is about 250 gms. of grape sugar, and considerably less of cane and milk sugar. Clinically one meets with many cases in which glycosuria is present as a result of excessive ingestion of carbohydrates, par-

DIABETES MELLITUS

433

ticularly in stout persons and heavy feeders—so-called lipogenic diabetes—a form very readily controlled.

(b) **DISTURBANCES IN THE NERVOUS SYSTEM.**—Bernard shows that there was a centre in the medulla—the diabetic centre—puncture of which is fol-

DIABETES MELLITUS

431

and diacetic acid determined, as they usually indicate a serious disturbance in the fat metabolism. It is well to remember that the acetone bodies may be only temporarily present, and it is not necessary to sign the patient's death warrant so soon as they appear. A patient may live for many years with traces, and they may disappear after having been present for months.

Treatment.—In families with a marked predisposition to the disease the use of starchy and saccharine articles of diet should be restricted. The personal hygiene of a diabetic patient is of the first importance. Sources of worry should be avoided, and he should lead an even, quiet life, if possible in an equable climate. The heat waste should be prevented by wearing warm clothes and avoiding cold. A warm, or, if tolerably robust, a cold, bath should be taken every day. An occasional Turkish bath is useful. Systematic, moderate exercise should be taken. When this is not feasible, massage should be given.

DIET.—Each patient presents his own problem and must be studied individually. The endeavor should be made to keep the urine sugar free and acid free. In this the proper use of fasting, as advocated by Allen, is of great aid but it should not be employed carelessly. The object of treatment is to increase the carbohydrate tolerance; it is important not to overtax the patient's powers of using carbohydrates by giving more than he can utilize. In mild cases the carbohydrate intake may be gradually reduced, sugar as such being cut off first and the carbohydrate intake reduced by a certain proportion each day until the urine is sugar free. In the medium and severe cases fasting is useful. The purpose of it should be explained to the patient and

DIABETES MELLITUS

QUANTITY OF FOOD Required by a Severe Diabetic Patient Weighing 60 kilograms. (Joslin.)

Food	Quantity Grams	Calories per Gram	Total Calories
Carbohydrate.....	10 X	4	40
X Protein.....	75	4	300
X Fat.....	150	9	1,350
Alcohol.....	15	7	105
			1,795

X **STRICT DIET.** (Foods without sugar.) Meats, Poultry, Game, Fish, Clear Soups, Gelatine, Eggs, Butter, Olive Oil, Coffee, Tea and Cracked Cocoa.

FOODS ARRANGED APPROXIMATELY ACCORDING TO CONTENT OF CARBOHYDRATES

	5% +	10% +	15% +	20% +
VEGETABLES	Lettuce Spinach Sauerkraut String Beans Celery Asparagus Cucumbers Brussels Sprouts Sorrel Endive Dandelion Greens Swiss Chard Vegetable Marrow	Cauliflower Tomatoes Rhubarb Egg Plant Leeks Beet Greens Water Cress Cabbage Radishes Pumpkin Kohl-Rabi Sea Kale	Onions Squash Turnip Carrots Okra Mushrooms Beets	Green Peas Artichokes Parsnips Canned Lima Beans Potatoes Shell Beans Baked Beans Green Corn Boiled Rice Boiled Macaroni
FRUITS	Ripe Olives (20 per cent. fat) Grape Fruit	Lemons Oranges Cranberries Strawberries Blackberries Gooseberries Peaches Pineapples Watermelon	Apples Pears Apricots Blueberries Cherries Currants Raspberries Huckleberries	Plums Bananas
NUTS	Butternuts Pignolias	Brazil Nuts Black Walnuts Hickory Pecans Filberts	Almonds Walnuts (Eng.) Beechnuts Pistachios Pine Nuts	Peanuts 40% Chestnuts
Miscellaneous	Unsweetened and Unspiced Pickle Clams Scallops Fish Roe	Oysters Liver		

30 grams (1 oz.)	Protein	Fat	Carbohydrates GRAMS	Calories
CONTAIN APPROXIMATELY				
Oatmeal.....	5	2	20	110
Meat (uncooked).....	6	2	0	40
" (cooked).....	8	3	0	60
Potato.....	1	0	6	25
Bacon.....	5	15	0	155
Cream, 40%.....	1	12	1	120
" 20%.....	1	6	1	60
Milk.....	1	1	2	20
Bread.....	3	0	18	90
Rice.....	3	0	24	110
Butter.....	0	25	0	240
Egg (one).....	6	5	0	75
Brazil Nuts.....	5	20	2	210
Orange (one).....	0	0	10	40
Grape Fruit (one).....	0	0	10	40
Vegetables from 5-6% groups.....	0.5	0	1	6

1 gram protein contains 4 calories.
1 " carbohydrate contains 4 calories.
1 " fat contains 9 calories.
1 " alcohol contains 7 calories.

1 kilogram—2.2 pounds.
6.25 grams protein contain 1 gram nitrogen.
A patient "at rest" requires 30 calories per kilogram body weight.

CHART XIV.—DIABETIC FOOD TABLES. (JOSLIN.)

For 100+years, highest levels of medical science and competent GPs across western world have known that T2D is caused by excess intake of sugar/carbohydrate and that T2D is readily fixed by removal of that excess intake

Sustained “Carbohydrate Restriction” was the highly effective fix for type 2 diabetes (T2D) known to medical science and thousands of MDs/GPs in 1923. What worked readily to fix T2D in 1923 still works readily now. Following that proven “no GI” diet, fast-growing **US firm Virta Health is reversing T2D in most victims**, while collapsing the use of T2D medicines, including Novo’s insulin. Importantly, Virta Health outperforms in a head-to-head comparison between Virta and DiRECT’s diabetes trials.

VIRTA & DiRECT diabetes trials (2018) confirmed T2D & Metabolic Syndrome readily fixed via Carbohydrate Restriction

DETAILS OF TYPE 2 DIABETES (T2D) PATIENTS IN LOW-CARBOHYDRATE TRIALS		VIRTA	DiRECT	
Number of T2D patients in intervention cohort		262	149	
Average age of T2D patients		54	53	
Average years since patients diagnosed with T2D		8.4	3.2	Virta outperform
DETAILS OF DIETS AND PROTOCOLS IN COMPETING LOW-CARBOHYDRATE TRIALS		VIRTA	DiRECT	
Ketogenic diet via strict carbohydrate restriction (ongoing<30g/d or episodic<130g/d)		Yes	Yes	
Strict ban on common sugary drinks, breakfast cereals, potato chips, bread, cakes, lollies, biscuits, ice cream, chocolates, rice, pasta, potatoes, bananas, apples, oranges, beer, etc		Yes	Yes	
Features ultra-processed drinks and severe energy restriction (~840 kcal/d, 59% carbs)		No	Yes	Virta outperform
Features wholefoods - including meat, eggs and green vegetables - eaten to satiety		Yes	No	Virta outperform
This particular low-carbohydrate diet featured in most distinguished US/UK medical text in history and has been advised for diabetes remission by competent GPs for >100 years		Yes	No	Virta outperform
PROTOCOLS		VIRTA	DiRECT	
Patients routinely kept on oral diabetes/CVD drug Metformin via formal ADA advice re CVD		Yes	No	
"All oral antidiabetic and antihypertensive drugs were discontinued on day 1... "		No	Yes	
Excluded all long-duration T2D patients, all those diagnosed 7 to (say) 25 years earlier		No	Yes	Virta outperform
Excluded all particularly troubled T2D patients, including all of those on insulin therapy		No	Yes	Virta outperform
Meals provided free to patients, from food-industry partner favoured by researchers		No	Yes	
Intervention cohort given "step counters" and a target of "up to 15 000 steps per day"		No	Yes	
Individual T2D patients randomised to either intervention or control		No	No	
A. RESULTS - Profound progress normalising key aspects of Metabolic Syndrome		VIRTA	DiRECT	
HbA1c, noting <6.5% is key threshold in T2D diagnosis	baseline	7.5	7.7	
	after 12 months	6.2	6.8	
	% decline	-17	-12	Virta outperform
Share of T2D patients HbA1c <6.5%	baseline	~20%	~15%	
	after 12 months	72%	51%	Virta outperform
Weight kg	baseline	115.4	100.4	
	after 12 months	101.2	90.4	
	% decline	-12	-10	Virta outperform
Triglycerides	baseline	2.3	2.1	
	after 12 months	1.7	1.7	
	% decline	-25	-15	Virta outperform
Blood pressure	baseline	132.5	134.3	
	after 12 months	125.8	133.0	
	% decline	-5	-1	Virta outperform
HDL-cholesterol	baseline	1.1	1.1	
	after 12 months	1.3	1.2	
	% increase	17	12	Virta outperform
B. RESULTS - Massive reductions in antidiabetic drug usage		VIRTA	DiRECT	
Share of T2D patients struggling on insulin therapy	baseline	28%	0%	
	after 12 months	15%	0%	
	% decline	-47		Virta outperform
At 12 months, insulin therapy in Virta was stopped or reduced in 94% of completers				Virta outperform
Intervention also prompted massive de-prescribing of various oral antidiabetic drugs		Yes	Yes	
NB: ADA protocol in Virta meant Metformin still prescribed for CVD risk in 64% completers, yet proportion T2D patients' HbA1c <6.5% + no antidiabetic drugs including insulin & Metformin =		25%	49%	
Fewer symptoms depression at 1 year or 40% greater use of antidepressants , versus Control		Former	Latter	Virta outperform
Increase to 4.0 from 3.5 in mean number other "prescribed medications", incl. antidepressants		No	Yes	Virta outperform

Table author is **Rory Robertson** (strathburnstation@gmail.com ; 61 414 703 471)

Published (with original sources cited) at: <https://www.australianparadox.com/pdf/Colagiuri-misconduct-diabetes-2022.pdf>

BLUE SHIELD OF CALIFORNIA ADDS VIRT A HEALTH TO ITS PROVIDER NETWORK TO HELP REVERSE THE STATE'S GROWING TYPE 2 DIABETES EPIDEMIC

Blue Shield is first health plan in California to implement digital diabetes reversal solution across multiple lines of business.

By Mashi Nyssen

FEBRUARY 07, 2023

OAKLAND, Calif. (Feb. 7, 2023) – Blue Shield of California today announced an expanded partnership with Virta Health, the leader in type 2 diabetes reversal, as Virta joins the nonprofit health plan's statewide provider network for 2023. Virta is the first digital diabetes solution to be fully covered for eligible members under Blue Shield's benefits program.

Combining advanced telehealth technology and clinically proven personalized nutrition, Virta's approach helps patients reverse type 2 diabetes and other chronic metabolic diseases. It becomes available this month to Blue Shield members enrolled in Preferred Provider Organization (PPO) plans for Individual and Family, Fully Insured, Administrative Services Only (ASO), and Medicare Advantage. Blue Shield is the first health plan in the state to offer Virta's solution to members across multiple lines of business.



Virta member Maureen O'Connor

Since 2019, Blue Shield members with diabetes who enrolled in the nonprofit health plan's Wellvolution digital apps lifestyle program have had access to Virta. Since then, Virta has helped Wellvolution participants achieve positive outcomes

in blood sugar control and weight loss while reducing or eliminating the need for diabetes medications.

"After seeing the life-changing results achieved for our members through Virta and Wellvolution, we were convinced we should offer Virta more broadly under Blue Shield's benefits program," said Susan Fleischman, M.D., chief medical officer at Blue Shield of California. "We believe this virtual diabetes-specific network partnership will produce positive lifestyle changes and improved health for our members who suffer from diabetes."

For Blue Shield members who have already been using Virta Health on Wellvolution, results after one year include:

- **Fewer Medications:** Members eliminated more than half of diabetes medications (not including metformin). Insulin dosages were reduced by nearly 70%.
- **Clinically Significant Weight Loss:** Members saw an average 7% weight loss (5% is considered clinically significant).
- **Blood Sugar Reduction:** Estimated A1c improved by 1% on average. Every one-point decrease in A1c (a measure of blood sugar) reduces risk of long-term diabetes complications—such as eye, kidney, and nerve disease—by up to 40%.

As part of Blue Shield's provider network, Virta will serve as just one arm of a member's care team. Eligible Blue Shield members can choose both a traditional provider and Virta, which will work alongside traditional providers as a virtual diabetes specialist. In-network physicians can also refer their patients to Virta. To enroll in Virta, eligible members simply go to the Virta landing page on Blue Shield's website and sign up.

"The health outcomes we've seen among members with diabetes who have used Virta through Wellvolution are dramatic and sustainable," said Dr. Fleischman. "Members see a real improvement in the quality of their health, life, and optimism about the future because they typically reduce or eliminate their diabetes medications with Virta."

Diabetes is among the most expensive diseases in the world. In the U.S., more than 11% of the population has diabetes, some 37.3 million people, according to the [Centers for Disease Control and Prevention](#).

"More than 3.2 million Californians are suffering unnecessarily from type 2 diabetes," said Sami Inkinen, CEO and co-founder at Virta Health. "Our expansion with Blue Shield is a great step towards finally reversing the human and financial toll of diabetes in the state."

According to the [American Diabetes Association](#), California has the largest population with diabetes and the highest costs, at nearly \$40 billion. Care for people diagnosed with diabetes accounts for one in four healthcare dollars in the U.S., and more than half of that expenditure is directly attributable to diabetes.

About Blue Shield of California

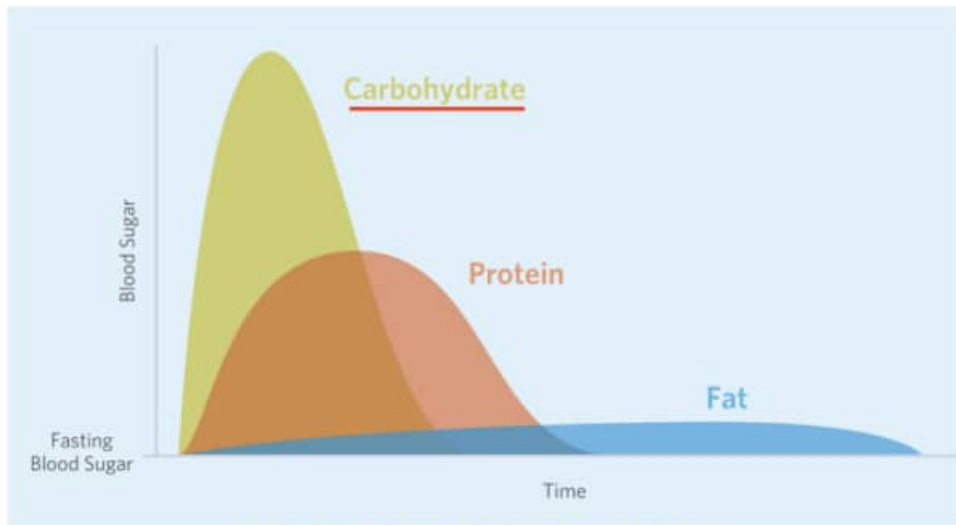
Blue Shield of California strives to create a healthcare system worthy of its family and friends that is sustainably affordable. Blue Shield of California is a tax-paying, nonprofit, independent member of the [Blue Shield Association](#) with 4.7 million members, 7,800 employees, and \$22.9 billion in annual revenue. Founded in 1939 in San Francisco and now headquartered in Oakland, Blue Shield of California and its affiliates provide health, dental, vision, Medicaid, and Medicare healthcare service plans in California. The company has contributed \$120 million to Blue Shield of California Foundation in the last three years to have an impact on California communities. For more news about Blue Shield of California, please visit [news.blueshieldca.com](#). Or follow us on LinkedIn, Twitter, or Facebook.

About Virta Health

Virta Health helps people reverse type 2 diabetes and other chronic conditions. Current approaches manage disease progression through increased medication use and infrequent doctor visits. Virta reverses type 2 diabetes through innovations in technology, nutrition science, and continuous remote care from physicians and behavioral experts. In clinical studies, 94% of patients reduce or eliminate insulin use, and weight loss exceeds FDA benchmarks by nearly 150%. Virta works with the largest health plans, employers, and government organizations and puts 100% of its fees at risk based on clinical and financial outcomes. To learn more about how Virta is transforming lives by reversing type 2 diabetes and other chronic diseases, visit [www.virtahealth.com](#) or follow us on Twitter @virtahealth.

So why does Carbohydrate Restriction (“no GI”) work to fix T2D, and what should we do now that we all know?

So, why does carbohydrate restriction work? Well, most obviously because carbohydrates are the thing driving elevated blood-glucose readings. Virta Health provides a simple but profoundly useful “blood sugar chart” showing stylised human responses to eating carbohydrate (blood glucose way up), protein (up moderately) and dietary fat (up minimally). Thus a diet restricted in carbohydrate and higher in dietary fat naturally tends to reduce blood-sugar readings and thus reduce HbA1c. (HbA1c readings >6.5% **define** type 2 diabeteses.)



<https://www.virtahealth.com/reverseddiabetes>

Importantly, the emergence of **continuous blood-glucose monitors (CGM)** will end up being a **MASSIVE GAME-CHANGER** for public health. Everyday people now can see exactly what foods and drinks – try a healthy banana! - boost blood-sugar readings (HbA1c), and so boost the risk of type 2 diabetes, CVD and obesity. Doctors across the globe increasingly are advising carbohydrate-restricted, no-sugar diets, and patients are seeing success unfold minute-by-minute, hour-by-hour, week-by-week, indefinitely. While CGMs are an optional extra, they are a really useful resource for anyone starting out. (I now have a FreeStyle Libre kit.)

To be clear, Virta Health has commercialised low-carb Ketogenic diets to reverse type 2 diabetes and obesity, reduce CVD risks and restore patients’ health. Virta sells its services in the US: CEO Sami Inkinen says Virta is working “with more than a hundred large clients, including the Department of Veterans Affairs, the state of Alabama, Blue Cross and Blue Shield of North Carolina, and employers like General Electric Co.” Virta’s “pitch” to US employers providing healthcare to their millions of employees is “Pay for results, not promises. Virta only gets paid if we are successful in delivering real health improvement—the way all payment should work in healthcare”.

Already valued in excess of \$2b in 2021, Virta’s business is booming, using Keto diets to restore health to millions of Americans. Alas, I have no conflict of interest with Virta Health, beyond admiring the scientists and others involved, its profound health results and its rapid business success: <https://www.forbes.com/sites/katiejennings/2021/04/19/this-2-billion-digital-health-startup-aims-to-reverse-type-2-diabetes/?sh=364ae6287044>

4. Recommendations and requests: Please stop Sydney Uni’s high-carb sci-frauds, fix type 2 diabetes and fix fatally flawed ADGs

NHMRC CEO Kelso, having provided you with hard evidence on the relevant matters, I urge you, please, to do several important things:

1. Force the formal retraction of Professor Simpson’s faulty influential paper at the centre of the 30-Diet Lifespan Fraud (the study towards which NHMRC contributed \$1m). Require the University of Sydney to return the \$13m of new research funding it has been stealing from taxpayers via NHMRC since 2019 (*Submission*, p. 11). To do these things, NHMRC will need to initiate an independent investigation into the University’s research and management misconduct. The findings of that investigation – including that the University promotes harmful high-carb dietary advice that suppresses the effective cure for type 2 diabetes - will help everyone understand why NHMRC’s ADGs have failed;
2. (again) Urgently instruct Diabetes Australia, the RACGP and the Dietitians Association of Australia to stop promoting your NHMRC’s clearly harmful 45-65%-carbohydrate advice to millions of Australians with and at risk of type 2 diabetes;
3. (again) Urgently assemble a panel of competent doctors and scientists - including Dr Peter Brukner who recently launched Defeat Diabetes: <https://www.defeatdiabetes.com.au/our-experts> - to write new low-carbohydrate NHMRC guidelines for the proper treatment of type 2 diabetes, in an effort to start rescuing the millions of vulnerable Australians being harmed by your current official dietary advice;
4. Retract the 2013 *Australian Dietary Guidelines*. As documented above, your ADGs were introduced without proper scientific oversight and have always featured a false “**disease model**”. Every version since 1980 was imposed on NHMRC and the rest of Australia by the mistaken enthusiasm of Stewart Truswell, Australia’s leading promoter of Ancel Keys’s pretend science of “saturated fat in meat, eggs and dairy causes heart disease, while huge doses of carbohydrate are heart healthy”. The end result from the ADGs after four decades of making false claims about what foods are healthful and which are not is the tragic four-decade uptrend in obesity and type 2 diabetes (“**diabesity**”); and
5. Start to write new *Australian Dietary Guidelines*. First, please disqualify from involvement every individual and entity previously involved in the failed ADGs. The community needs no further help from NHMRC’s many “experts” who for decades have been in the business of causing not fixing type 2 diabetes and obesity. Only a fresh start will give the NHMRC any real chance of producing new guidelines that improve public health. NHMRC should not expect Truswell, Simpson, Stanton or the Dietitians Association of Australia, etc, to do anything other than pretend everything is fine. Obviously, the valid “disease model” that must feature in NHMRC’s “new era” ADGs is **Metabolic Syndrome – aka Insulin Resistance** – focused on the cluster of indicators that highlight an elevated risk of type 2 diabetes, CVD, obesity-related cancers and probably Dementia. For the upcoming review of your fatally flawed ADGs, I suggest NHMRC organise seminars involving Sarah Hallberg, Richard Feinman, Eric Westman and/or other true experts in fixing chronic disease in fat and sick humans. Finally, the new ADGs should be a simple affair, advising Australians to eat “real food” including meat, eggs, dairy and not too many carbohydrates.

3: Novo Nordisk funding helped USyd shonks to work hard to stop Low-Carb diets fixing T2D and obesity

Novo Nordisk

26 languages

- Contents [hide]
- (Top)
- History
 - 1923
 - 1986
 - 1989
 - 1991
 - 1994
 - 2000
 - 2013
 - 2015
 - 2018
 - 2020
 - 2021
- Toxicogenomics
- Diabetic work
- Diabetic support advocacy
- Research and pipeline
- Controversies
- Sponsorships and pitchpeople
- See also
- References
- External links

Article Talk

From Wikipedia, the free encyclopedia

Read Edit View history Tools

Novo Nordisk A/S is a Danish multinational pharmaceutical company headquartered in Bagsværd, Denmark,^[3] with production facilities in nine countries and affiliates or offices in five countries. Novo Nordisk is controlled by majority shareholder *Novo Holdings A/S* which holds approximately 25% of its shares and a relative majority (45%) of its voting shares.^[4]

Novo Nordisk manufactures and markets pharmaceutical products and services, specifically diabetes care medications and devices.^[5] Novo Nordisk is also involved with hemostasis management, growth hormone therapy, and hormone replacement therapy. The company makes several drugs under various brand names, including *Levemir*, *Tresiba*, *NovoLog*, *Novolin R*, *NovoSeven*, *NovoEight*, and *Victoza*.^[2]

Novo Nordisk employs more than 48,000 people globally, and markets its products in 168 countries.^[2] The corporation was created in 1989, through a merger of two Danish companies which date back to the 1920s. The Novo Nordisk logo is the Apis bull, one of the sacred animals of ancient Egypt.

Novo Nordisk is a full member of the European Federation of Pharmaceutical Industries and Associations (EFPIA).^[6]

The company was ranked 25th among the *100 Best Companies to Work For* in 2010 and 72nd in 2014 by *Fortune*.^[7] In January 2012, Novo Nordisk was named the most sustainable company in the world by the business magazine *Corporate Knights*, while spin-off company *Novozymes* was named fourth.^[8]

Novo Nordisk is the largest pharmaceutical company in Denmark.^[9]


History [edit]

1923 [edit]

Nordisk Insulinlaboratorium commercialises the production of insulin.^[10]

1986 [edit]

Novo Nordisk A/S



novo nordisk®

The Novo Nordisk Company's logo (used for the past years to present), a bull with a sun disk between his horns, is based on the Egyptian deity Apis.

Type	Aktieselskab
Traded as	Nasdaq Copenhagen: NOVO B NYSE: NVO
Industry	Pharmaceuticals, Health care
Founded	21 December 1923; 99 years ago
Headquarters	Novo Allé, DK-2880, Bagsværd, Denmark ⁽¹⁾
Key people	Helge Lund (Chairman) Lars Fruergaard Jørgensen (President & CEO)
Products	Ozempic, Ryzodeg, Victoza, NovoEight, Activalia, Novolin, Levemir, NovoSeven, Norditropin, Tresiba, Xultophy, NovoRapid, Fiasp, Saxenda

https://en.wikipedia.org/wiki/Novo_Nordisk

Novo Nordisk A/S (NVO) ☆

NYSE - NYSE Delayed price. Currency in USD

158.05 -1.40 (-0.88%) **158.56** +0.51 (+0.32%)

At close: 9 June 04:00PM EDT After hours: 9 June, 07:57PM EDT

Indicators Comparison Events Date range 1D 5D 1M 3M 6M YTD 1Y 2Y 5Y Max Interval 1M Line Draw Settings

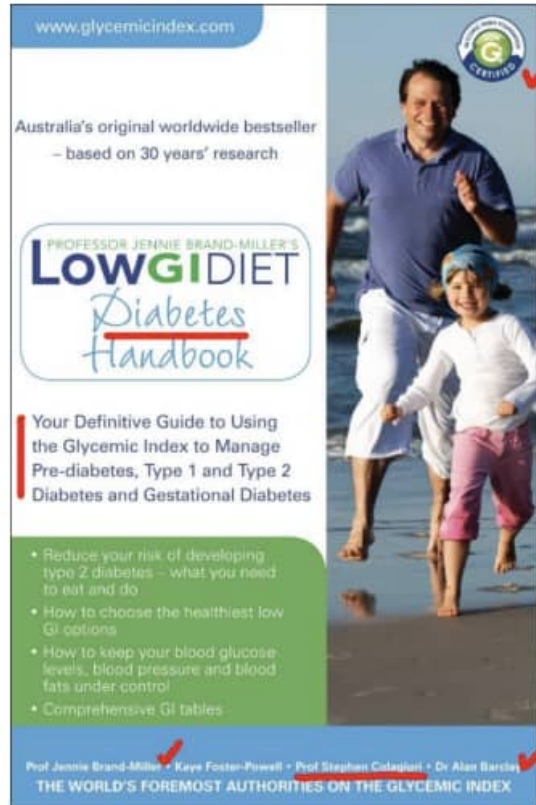
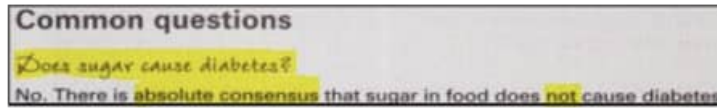


<https://au.finance.yahoo.com/quote/NVO?p=NVO&tsrc=fin-srch>

Novo Nordisk pays “useful idiots” to falsely exonerate excess sugar/carbs as main cause of our T2D/obesity disaster

Novo drug-seller John Miller was USyd diabetes guru Stephen Colagiuri’s main scientific collaborator before Colagiuri became Miller’s wife JBM’s main scientific collaborator and co-author of her millions-selling sugary *Low GI Diet* books

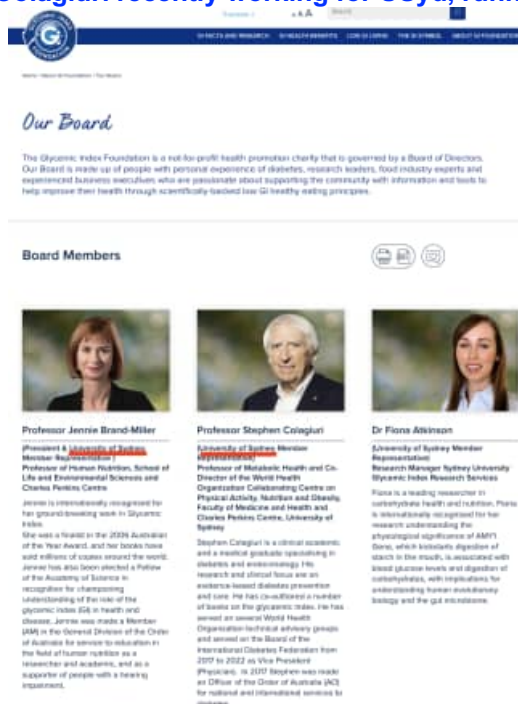
Did JBM or Colagiuri disclose their drug-company COIs in Low GI books, as required by *External Interests Policy*? No



<https://www.hachette.com.au/stephen-colagiuri/low-gi-diet-diabetes-handbook>
<http://www.australianparadox.com/pdf/diabetes.pdf>

<https://www.australianparadox.com/pdf/Big-5-year-update-Feb-2017.pdf>

Semi-retired, but dishonest JBM & Colagiuri recently working for USyd, running its pro-sugar Low-GI scam



<https://www.gisymbol.com/our-board/> (downloaded 18 August 2024)

Novo Nordisk helped AstraZeneca Colagiuri to claim things like “absolute consensus” sugar doesn’t cause T2D

We have seen that, like JBM, Go8 sci-careerist - and Canberra’s often-preferred diabetes expert - Dr Stephen Colagiuri enjoyed a decades-long association with Novo Nordisk’s Medical Director Dr John Miller. Indeed, corrupt Dr Colagiuri often moonlighted as a paid part-timer for multiple drug-sellers (see below). Drug-sellers showered Dr Colagiuri with easy money because they like his brain. Alas, “There is *absolute consensus* that sugar in food does *not* cause [type 2] diabetes” (previous page) is a clownish false claim. But Novo *et al* enjoy JBM and Dr Colagiuri promoting that obvious falsehood with a straight face under a Go8 university’s prestigious banner.

Novo also benefits from Dr Colagiuri’s recent dishonest efforts pretending Virta Health’s low-carbohydrate (“no GI”) diabetes trial (2018) did not significantly outperform DiRECT’s (VLED) diabetes trial (2018) in fixing T2D and Metabolic Syndrome. Importantly, Dr Colagiuri also plays dead on the fact that Virta’s low-carb diet conspicuously collapsed the unhelpful use of heaps of ineffective taxpayer-funded Insulin (via Novo?) and a range of other unneeded drugs (pp 28-31)

Pharmaceutical industry payments to healthcare professionals (May 2016-Apr 2017) (4)

	A	C	D	E	I	O
1	Company	Period	Name	HealthCarePractiti	Service	Total
2588	AstraZeneca	May 2016-Oct 2016	Colagiuri, Stephen	Medical Practitioner	Consultant	431.81
2589	AstraZeneca	May 2016-Oct 2016	Colagiuri, Stephen	Medical Practitioner	Consultant	863.64
2590	AstraZeneca	Nov 2016-Apr 2017	Colagiuri, Stephen	Medical Practitioner	Advisory Board or Co	5454.55
2591	iNova	Nov 2016-Apr 2017	Colagiuri, Stephen	Medical Practitioner	Advisory Board	5440.95
2592	MSD	May 2016-Oct 2016	Colagiuri, Stephen	Medical Practitioner	Educational meeting	1273.00
2593	NovoNordisk	Nov 2016-Apr 2017	Colagiuri, Stephen	Medical Practitioner	Advisory Board or Co	2500.00
2594	NovoNordisk	May 2016-Oct 2016	Colagiuri, Stephen	Medical Practitioner	Advisory Board or Co	3000.00
2595						
2596						18963.95

<https://researchdata.andso.org.au/pharmaceutical-industry-payments-apr-2017/968458>
<http://www.abc.net.au/news/2017-10-24/big-pharma-paying-nurses-allied-health-professionals-millions/9077746>

Troubling that University professors moonlighting as paid agents of pharmaceutical companies – including the main scientific author (Prof. Colagiuri) - appear to have been influential in suppressing the known diet cure for T2D from the Department of Health’s *National Diabetes Strategy 2016-2020*

Appendix 2

Diabetes Mellitus Case for Action - Declarations of Interests

The declarations of interests of Steering Group members, authors and contributors to this Case for Action are listed below.

Name and Role(s)	Interest(s) declared
Prof Stephen Colagiuri <ul style="list-style-type: none"> Steering Group member Author 	Board membership <ul style="list-style-type: none"> Astra Zeneca/BMS National Advisory Board; MSD National Advisory Board; Novo Nordisk International and National Advisory Board; Sanofi National Advisory Board; Servier International Advisory Board; Takeda National Advisory Board. Consultancy fees/honorarium; support for travel/accommodation; meals/beverages <ul style="list-style-type: none"> Speaker engagements - honoraria, travel expenses, accommodation and meals received from: Astra Zeneca/BMS; MSD; Novo Nordisk; Sanofi; Servier; Takeda. Grants <ul style="list-style-type: none"> Chief Investigator, NHMRC Program Grant 2013-2017 Chief Investigator, NHMRC Project grant Chief Investigator, NHMRC EU FP7 Health project.
Prof Stephen Twigg <ul style="list-style-type: none"> Steering Group member Contributor 	Consultancy fees/honorarium <p>I am on/have been on the following Advisory Boards:</p> <ul style="list-style-type: none"> 2014-present Sanofi-Aventis International Advisory Board (Insulin glargine U300) 2014-present Abbott Scientific Advisory Board (Flash glucose monitoring) 2014 Boehringer Ingelheim/Eli Lilly Alliance Advisory Board (Empagliflozin) 2014 Janssen-Cilag Advisory Board (Canagliflozin) 2013-Boehringer Ingelheim/Eli Lilly Alliance Advisory Board (Linagliptin) 2011-2013 AstraZeneca Advisory Board (Onglyza/Dapagliflozin) 2011-2012 Eli Lilly Advisory Board (BMS and Astra Zeneca) 2010-2013 Novo Nordisk Advisory Board (Victoza) 2008-2013 Merck Sharp & Dohme: Januvia (Sitagliptin) 2009-2013 Novartis: Galvus (Vildagliptin) 2010 SanofiAventis (Lixisenafide).
Prof Sophia Zoungas <ul style="list-style-type: none"> Steering Group member 	Board Membership <ul style="list-style-type: none"> AstraZeneca Pty Ltd; Boehringer Ingelheim Pty Ltd; Bristol-Myers Squibb Australia Pty Ltd; Merck Sharp & Dohme (Australia) Pty Ltd; Novo Nordisk Pharmaceuticals Pty Ltd; Sanofi-aventis Group; AbbVie. Consultancy fees/honorarium <ul style="list-style-type: none"> AstraZeneca Pty Ltd; Boehringer Ingelheim Pty Ltd; Bristol-Myers Squibb Australia Pty Ltd; GlaxoSmithKline Australia Pty Ltd; Merck Sharp & Dohme (Australia) Pty Ltd; Novartis Pharmaceuticals Australia Pty Ltd; Novo Nordisk Pharmaceuticals Pty Ltd; Sanofi-aventis Group; Servier Laboratories (Australia) Pty Ltd; MediMark Australia Education; Eli Lilly Healthcare Education.
Prof Timothy Davis <ul style="list-style-type: none"> Steering Group member 	Consultancy fees/honorarium <p>Speaker fees</p> <ul style="list-style-type: none"> Abbott; Eli Lilly <p>Speaker fees and advisory board membership</p> <ul style="list-style-type: none"> Astra Zeneca; Boehringer Ingelheim; Bristol Meyer Squibb; GlaxoSmithKline; Merck Sharp and Dohme; Novartis; NovoNordisk; Sanofi Aventis <p>Advisory board membership</p> <ul style="list-style-type: none"> Janssen <p>Grants</p> <ul style="list-style-type: none"> Research funding: Eli Lilly; Merck Sharp and Dohme; NovoNordisk; Sanofi-aventis Holds NHMRC grants and intends applying for others during the period of steering group membership. <p>Support for travel/accommodation; meals/beverages</p> <ul style="list-style-type: none"> Provided as part of attendance at Advisory Board/Scientific meetings from: Abbott; Astra Zeneca; Boehringer Ingelheim; Bristol Meyer Squibb; GlaxoSmithKline; Janssen; Merck Sharp and Dohme; Novartis; NovoNordisk; Sanofi-aventis

p. 83 <http://www.australianparadox.com/pdf/Big-5-year-update-Feb-2017.pdf>

<https://www.australianparadox.com/pdf/Letter-to-ACCC.pdf>

JBM's Low GI Diet always an undisclosed Novo/USyd JV designed to expand market for Novo's T2D (and now obesity) drugs: Novo and USyd's Low GI diet made sugary high-carb diets fashionable, blocking T2D reversal

My detailed Timeline (starts p. 76) documents that the University of Sydney's "Low GI" (Glycemic Index) diet approach was developed as an **undisclosed joint venture** between (now-global superstar) **Janette Brand aka Jennie Brand-Miller (JBM)**, **JBM's scientist husband**, lifetime collaborator and financial partner **Dr John J. Miller, a Medical Director at global diabetes drug-seller Novo Nordisk**, and **his** main scientific collaborator, University of Sydney diabetes careerist **Dr Stephen Colagiuri**.

Given the role of carbohydrate in T2D (pp. 29-32) and Dr Novo's expertise (unethically undisclosed) in the background, JBM's high-carbohydrate Low GI advice appears to have been designed with Novo Nordisk to ensure T2D reversal is near impossible, thus fuelling ongoing prescriptions for expensive-yet-ineffective T2D medicines especially Insulin, until the T2D victim's death.

JBM and Stephen Colagiuri et al (2015), [Low GI Diet: Managing Type 2 Diabetes \(Revised edition\)](#)

"Having diabetes doesn't mean you need less carbohydrate than anyone else" (p. 56). **"What to snack on ... The best snacks are ...An apple, a banana, a bunch of grapes, a pear or a nectarine or a mandarin or orange"** (p. 81). **"Old-fashioned sugar stands up well under scrutiny - it is the second sweetest after fructose, has only moderate GI, is the best value for money and is the easiest to use in cooking"** (p. 85).

JBM and Stephen Colagiuri et al (2012), [Low GI Diet Diabetes Handbook \(revised edition\)](#)

"Doesn't sugar cause diabetes? No. There is **absolute consensus** that sugar in food does **not** cause [type 2] diabetes" (p. 73).

JBM and Stephen Colagiuri et al (2003), [The New Glucose Revolution: Losing Weight](#)

"Do you eat enough carbohydrate? ...Between 13 and 16 serves a day: Great - this should meet the needs of most people." (One serve is a medium-sized piece of fruit or a slice of bread. p. 47)

"The GI only relates to carbohydrate-rich foods. ...It is impossible for us to measure a GI value for foods which contain negligible carbohydrate. These foods include meats, fish, chicken, eggs, cheese, nuts, oils, cream, butter and most vegetables" (pp.52-53) **[RR: The glycemic response to those nutritious wholefoods (easily seen via CGM) is super-low, which is exactly the point: those excellent "no GI" foods are central to a range of low-carbohydrate diets that fix T2D.]**

On meals, JBM and Colagiuri (in their undisclosed joint venture with Novo Nordisk's Dr John J. Miller) advise:

Breakfast: "Start with a bowl of low GI cereal ...like All Bran, rolled oats or Guardian". Or non-toasted muesli. And "Add a slice of toast made from a low GI bread (or 2 slices for a bigger person)" (p. 60).

Lunch: "Try a sandwich or a roll, leaving the butter off ...choose a bread with lots of whole grains... Finish your lunch with a piece of fruit..." (p. 62).

Dinner: "The basis of dinner should be carbohydrate foods. Take your pick from rice, pasta, potato, sweet potato, couscous, bread, legumes or a mixture" (p. 65).

JBM and Stephen Colagiuri et al (2007), [The New Glucose Revolution for Diabetes](#)
The New York Times Bestselling series. Over 3 Million Copies in Print (in 2007!)

"You might wonder why a relatively high-carb diet was ever recommended for people with diabetes when this is the very nutrient they have trouble metabolizing. There are two important reasons.

One is that your glucose tolerance, or carbohydrate tolerance, improves the higher your carbohydrate intake. The reason for this is increased insulin sensitivity - **the more carbohydrates you eat, the better your body gets at handling them**. This effect is particularly apparent at high carbohydrate intakes (greater than 200 grams a day) **[RR: locking-in T2D]**. This led to the general health recommendation to eat at least 250 grams of carbohydrates a day for maximum glucose tolerance and insulin sensitivity."

Second, if you don't have a high carbohydrate intake, you run the risk of eating a high-fat diet instead... This can increase your insulin resistance and make your blood glucose levels worse." What's more, saturated fat... cardiovascular disease, etc (p. 74).

JBM et al (2005), [The Low GI Diet Revolution](#)

"For people in industrialized countries, avoiding carbs is a tricky business, because the alternative sources of energy are often high in saturated fat, and by eating them we run the risk of doing long-term damage to blood vessels and the heart. Indeed, there is more evidence against saturated fat than against any other single component of food **[yes, sugar is innocent!]**" (p. 18).

"Low-carb diets don't work in the longer term, because they represent such a huge departure from our normal eating habits. Most of us would find it simply too difficult to live in a modern world without our carbs and starchy staples, be they bread, pasta, noodles, or plain old rice. Avoiding sugars is twice as hard, because enjoying sweetness is programmed into our brains" (p. 33).

"In people losing weight on a low-carb diet, the level of ketones in the blood rises markedly, and this state, called *ketosis* is taken as a sign of 'success'. The brain, however, is definitively not at its best using ketones, and one result is that mental judgment is impaired **[RR: Silly stuff from Australia's finest, JBM, backed by her financial partner at Novo Nordisk]" (p. 35)**

p. 6 <https://www.australianparadox.com/pdf/Submission-HoR-DIABETES-INQUIRY.pdf>

Jenkins and Wolever's research, first published in 1981, led to a surprisingly vitriolic debate among diabetologists on the value of the glycemic index as a guide to controlling blood sugar. Reaven argued that the concept was worthless if not dangerous: saturated fat, he argued, has no glycemic index, and so adding saturated fat to sugar and other carbohydrates will lower their glycemic index and make the combination appear benign when that might not quite be the case. "Ice cream has a great glycemic index, because of the fat," Reaven observed. "Do you want people to eat ice cream?" Reaven also disparaged the glycemic index for putting the clinical focus on blood sugar, whereas he considered insulin and insulin resistance the primary areas of concern. The best way for diabetics to approach their disease, Reaven insisted, was to restrict all carbohydrates.

Paradoxically, the glycemic index appears to have had its most significant influence not on the clinical management of diabetes but on the public perception of sugar itself. The key point is that the glycemic index of sucrose is lower than that of flour and starches—white bread and potatoes, for instance—and fructose is the reason why. The carbohydrates in starches are broken down upon digestion, first to maltose and then to glucose, which moves directly from the small intestine into the bloodstream. This leads immediately to an elevation of blood sugar, and so a high glycemic index. Table sugar, on the other hand—i.e., sucrose—is composed of both glucose and fructose. To be precise, a sucrose molecule is composed of a single glucose molecule bonded to a single fructose molecule. This bond is broken upon digestion. The glucose moves into the bloodstream and raises blood sugar, just as if it came from a starch, but the fructose can be metabolized only in the liver, and so most of the fructose consumed is channeled from the small intestine directly to the liver. As a result, fructose has little immediate effect on blood-sugar levels, and so only the glucose half of sugar is reflected in the glycemic index.

That sugar is half fructose is what fundamentally differentiates it from starches and even the whitest, most refined flour. If John Yudkin was right that sugar is the primary nutritional evil in the diet, it would be the fructose that endows it with that singular distinction. With an eye toward primitive diets transformed by civilization, and the change in Western diets over the past few hundred years, it can be said that the single most profound change, even more than the refinement of carbohydrates, is the dramatic increase in fructose consumption that comes with either the addition of fructose to a diet lacking carbohydrates, or the replacement of a large part of the glucose from starches by the fructose in sugar.

Because fructose barely registers in the glycemic index, it appeared to be the ideal sweetener for diabetics; sucrose itself, with the possible excep-

"A vitally important book, destined to change the way we think about food."
—MICHAEL POLLAN, AUTHOR OF *IN DEFENSE OF FOOD*

"Gary Taubes is a brave and bold science journalist who does not accept conventional wisdom."
—*THE NEW YORK TIMES*

GOOD CALORIES,

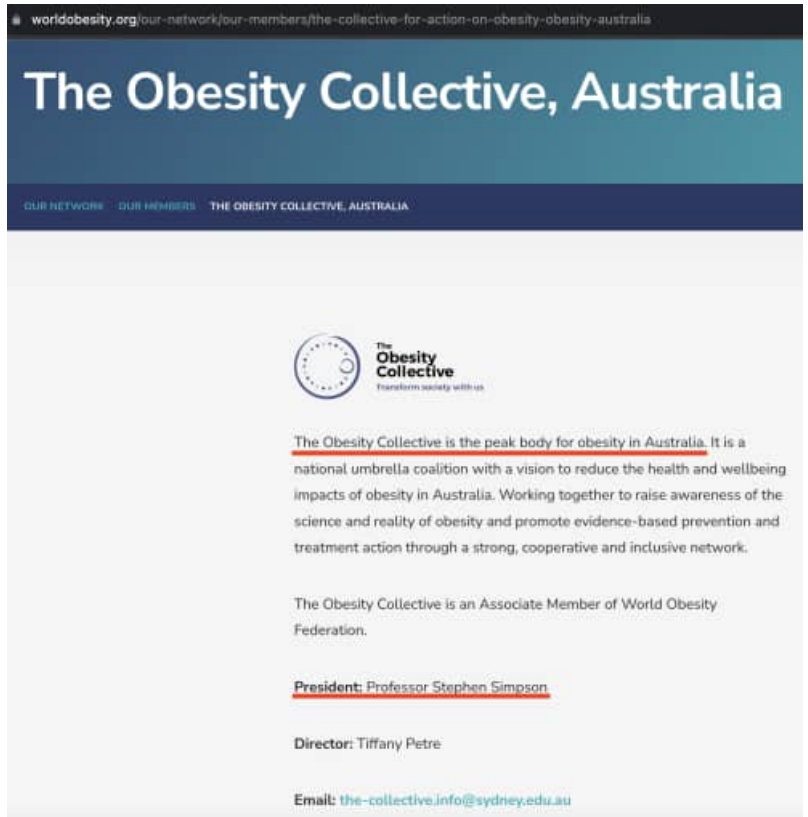


BAD CALORIES

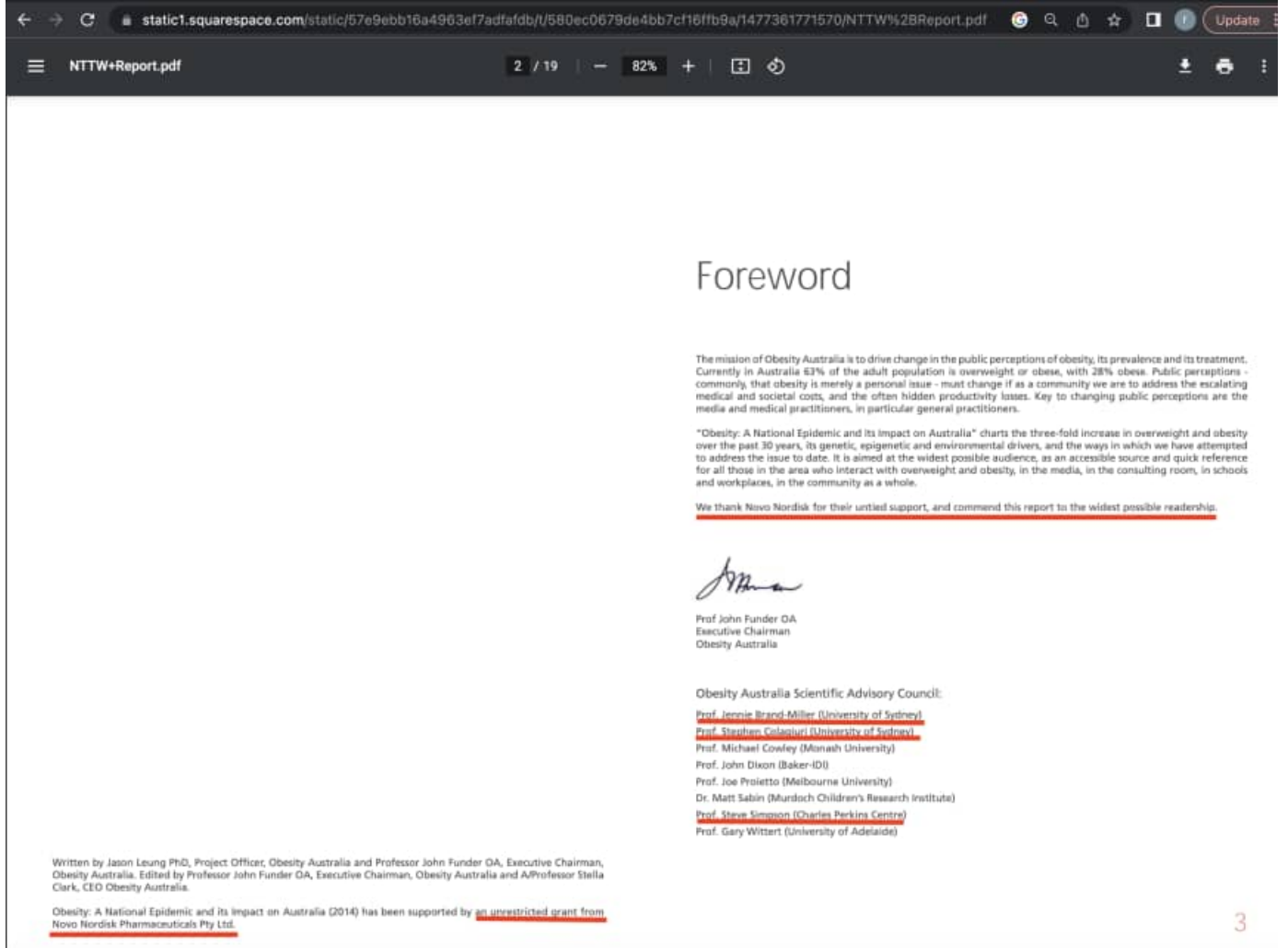
FATS, CARBS, AND THE CONTROVERSIAL
SCIENCE OF DIET AND HEALTH

GARY TAUBES

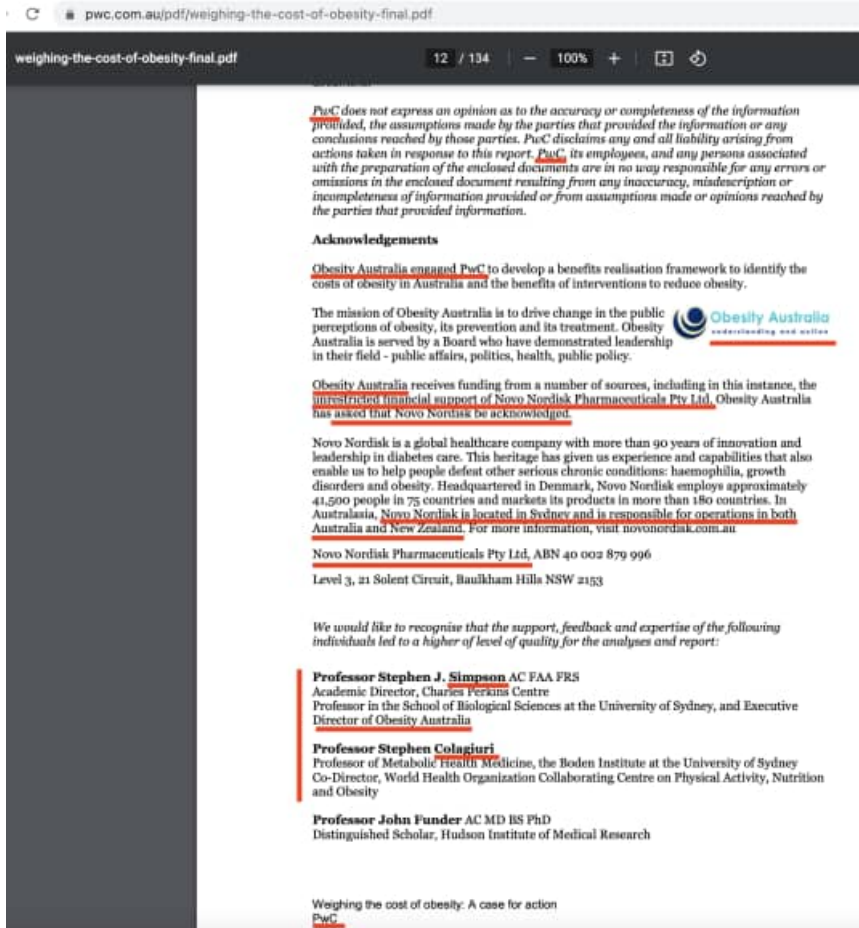
Please investigate: While Simpson AC was dishonestly rescuing JBM's career and expanding her pro-sugar, pro-Novo *Australian Paradox* fraud into AJCN, Novo Nordisk (JBM's partner's longtime firm) in 2014-2015 was gifting easy money to Obesity Australia as Simpson's Charles Perkins Centre absorbed OA, with Simpson new Director



2014 - No Time to Weight; 2015 - Weighing the cost of obesity: A case for action; 2018 - The Obesity Collective



Please investigate: While Simpson AC was dishonestly rescuing JBM's career and expanding her pro-sugar, pro-Novo Australian Paradox fraud into AJCN, Novo Nordisk (JBM's partner's longtime firm) in 2014-2015 was gifting easy money to Obesity Australia as Simpson's Charles Perkins Centre absorbed OA, with Simpson new Director



2018

The Obesity Collective launched - a cross-sectoral national initiative to change the way we think and act on obesity

2015 <https://www.pwc.com.au/pdf/weighing-the-cost-of-obesity-final.pdf>

2014 - No Time to Weight; 2015 - Weighing the cost of obesity: A case for action; 2018 - The Obesity Collective

Why Simpson AC ignoring Virta despite massive success reversing obesity/T2D, collapsing Insulin/drug usage?

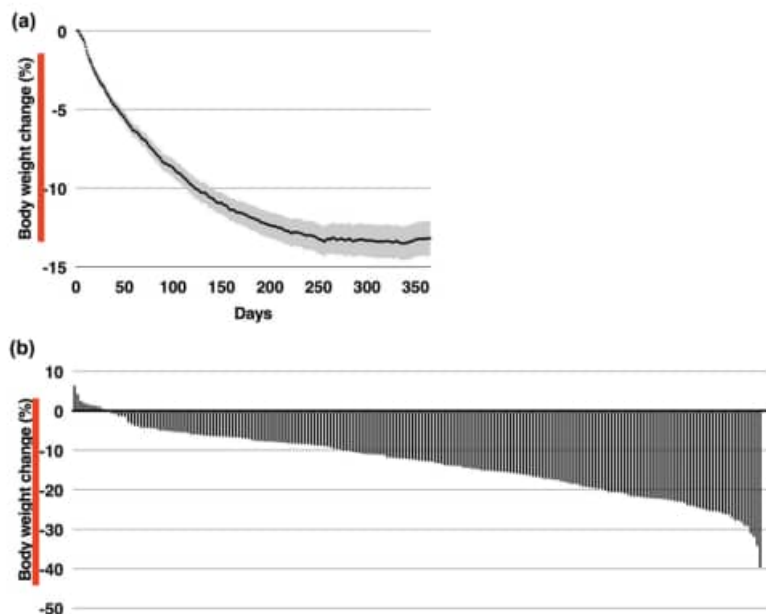


Fig. 2 Body weight mean change over the course of 1 year in CCI completers. **a** Mean (95% CI) change in body weight for completers over the course of 1 year. For each individual, weight on a given day was computed as the 3-day trailing mean (to reduce day-to-day variation). On

dates where no weights were recorded during the 3-day time window for a given participant, the most recent 3-day mean preceding the date was used. **b** Histogram depicting individual body weight changes at 1 year

<https://link.springer.com/article/10.1007/s13300-018-0373-9>; <https://www.virtahealth.com/reverseddiabetes>

Colagiuri promoting VLED despite hard evidence that Low Carb/Keto outperforms. Novo pays to hide fact T2D is caused by excess intake of sugar/carbohydrate and that T2D is readily fixed by removal of that excess intake

Sustained, **“Carbohydrate Restriction”** was the highly effective fix for type 2 diabetes (T2D) known to medical science and thousands of MDs/GPs in 1923. What worked readily to fix T2D in 1923 still works readily now. Following that proven “no GI” diet, fast-growing US firm **Virta Health is reversing T2D in most victims**, while collapsing the use of T2D medicines, including Insulin. **Importantly, Virta Health outperforms in a head-to-head comparison between Virta and DiRECT’s diabetes trials.**

VIRTA & DiRECT diabetes trials (2018) confirmed T2D & Metabolic Syndrome readily fixed via Carbohydrate Restriction

DETAILS OF TYPE 2 DIABETES (T2D) PATIENTS IN LOW-CARBOHYDRATE TRIALS		VIRTA	DiRECT	
Number of T2D patients in intervention cohort		262	149	
Average age of T2D patients		54	53	
Average years since patients diagnosed with T2D		8.4	3.2	Virta outperform
DETAILS OF DIETS AND PROTOCOLS IN COMPETING LOW-CARBOHYDRATE TRIALS		VIRTA	DiRECT	
Ketogenic diet via strict carbohydrate restriction (ongoing<30g/d or episodic<130g/d)		Yes	Yes	
Strict ban on common sugary drinks, breakfast cereals, potato chips, bread, cakes, lollies, biscuits, ice cream, chocolates, rice, pasta, potatoes, bananas, apples, oranges, beer, etc		Yes	Yes	
Features ultra-processed drinks and severe energy restriction (~840 kcal/d, 59% carbs)		No	Yes	Virta outperform
Features wholefoods - including meat, eggs and green vegetables - eaten to satiety		Yes	No	Virta outperform
This particular low-carbohydrate diet featured in most distinguished US/UK medical text in history and has been advised for diabetes remission by competent GPs for >100 years		Yes	No	Virta outperform
PROTOCOLS		VIRTA	DiRECT	
Patients routinely kept on oral diabetes/CVD drug Metformin via formal ADA advice re CVD		Yes	No	
"All oral antidiabetic and antihyperintensive drugs were discontinued on day 1... "		No	Yes	
Excluded all long-duration T2D patients, all those diagnosed 7 to (say) 25 years earlier		No	Yes	Virta outperform
Excluded all particularly troubled T2D patients, including all of those on insulin therapy		No	Yes	Virta outperform
Meals provided free to patients, from food-industry partner favoured by researchers		No	Yes	
Intervention cohort given "step counters" and a target of "up to 15 000 steps per day"		No	Yes	
Individual T2D patients randomised to either intervention or control		No	No	
A. RESULTS - Profound progress normalising key aspects of Metabolic Syndrome		VIRTA	DiRECT	
HbA1c, noting <6.5% is key threshold in T2D diagnosis	baseline	7.5	7.7	
	after 12 months	6.2	6.8	
	% decline	-17	-12	Virta outperform
Share of T2D patients HbA1c <6.5%	baseline	~20%	~15%	
	after 12 months	72%	51%	Virta outperform
Weight kg	baseline	115.4	100.4	
	after 12 months	101.2	90.4	
	% decline	-12	-10	Virta outperform
Triglycerides	baseline	2.3	2.1	
	after 12 months	1.7	1.7	
	% decline	-25	-15	Virta outperform
Blood pressure	baseline	132.5	134.3	
	after 12 months	125.8	133.0	
	% decline	-5	-1	Virta outperform
HDL-cholesterol	baseline	1.1	1.1	
	after 12 months	1.3	1.2	
	% increase	17	12	Virta outperform
B. RESULTS - Massive reductions in antidiabetic drug usage		VIRTA	DiRECT	
Share of T2D patients struggling on insulin therapy	baseline	28%	0%	
	after 12 months	15%	0%	
	% decline	-47		Virta outperform
At 12 months, insulin therapy in Virta was stopped or reduced in 94% of completers				Virta outperform
Intervention also prompted massive de-prescribing of various oral antidiabetic drugs		Yes	Yes	
NB: ADA protocol in Virta meant Metformin still prescribed for CVD risk in 64% completers, yet proportion T2D patients' HbA1c <6.5% + no antidiabetic drugs including insulin & Metformin =		25%	49%	
Fewer symptoms depression at 1 year or 40% greater use of antidepressants , versus Control		Former	Latter	Virta outperform
Increase to 4.0 from 3.5 in mean number other "prescribed medications", incl. antidepressants		No	Yes	Virta outperform
Table author is Rory Robertson (strathburnstation@gmail.com ; 61 414 703 471)				

Published (with original sources cited) at: <https://www.australianparadox.com/pdf/Colagiuri-misconduct-diabetes-2022.pdf>



The Australian Obesity Management Algorithm: A simple tool to guide the management of obesity in primary care[☆]

Tania P. Markovic^{a,b,*}, Joseph Proietto^c, John B. Dixon^d, Georgia Rigas^e, Gary Deed^{f,g}, Jeffrey M. Hamdorf^h, Erica Bessell^b, Nathalie Kizirian^b, Sofianos Andrikopoulosⁱ, Stephen Colagiuri^b

^a Metabolism & Obesity Service, Royal Prince Alfred Hospital, Camperdown, NSW 2050, Australia

^b Boden Initiative, Charles Perkins Centre, Faculty of Medicine and Health, University of Sydney, NSW 2006, Australia

^c University of Melbourne, Parkville, VIC 3010, Australia

^d Iversen Health Innovation Research Institute, Swinburne University of Technology, Hawthorn, VIC 3122, Australia

^e St George Private Hospital, Kogarah, NSW 2217, Australia

^f HealthCarePlus Medical Centre, Carindale, QLD 4152, Australia

^g Monash University, Clayton, VIC 3800, Australia

^h Medical School, University of Western Australia, Crawley, WA 6009, Australia

ⁱ Australian Diabetes Society, 145 Macquarie St, Sydney, NSW 2000, Australia

ARTICLE INFO

Keywords:

Obesity
Very low energy diet
Reduced energy diet
Low energy diet
Physical activity
Anti-obesity pharmacotherapy
Bariatric surgery

ABSTRACT

Obesity is a complex and multifactorial chronic disease with genetic, environmental, physiological and behavioural determinants that requires long-term care. Obesity is associated with a broad range of complications including type 2 diabetes, cardiovascular disease, dyslipidaemia, metabolic associated fatty liver disease, reproductive hormonal abnormalities, sleep apnoea, depression, osteoarthritis and certain cancers. An algorithm has been developed (with PubMed and Medline searched for all relevant articles from 1 Jan 2000–1 Oct 2021) to (i) assist primary care physicians in treatment decisions for non-pregnant adults with obesity, and (ii) provide a practical clinical tool to guide the implementation of existing guidelines (summarised in [Appendix 1](#)) for the treatment of obesity in the Australian primary care setting.

Main recommendations and changes in management: Treatment pathways should be determined by a person's anthropometry (body mass index (BMI) and waist circumference (WC)) and the presence and severity of obesity-related complications. A target of 10–15% weight loss is recommended for people with BMI 30–40 kg/m² or abdominal obesity (WC > 88 cm in females, WC > 102 cm in males) without complications. The treatment focus should be supervised lifestyle interventions that may include a reduced or low energy diet, very low energy diet (VLED) or pharmacotherapy. For people with BMI 30–40 kg/m² or abdominal obesity and complications, or those with BMI > 40 kg/m² a weight loss target of 10–15% body weight is recommended, and management should include intensive interventions such as VLED, pharmacotherapy or bariatric surgery, which may be required in combination. A weight loss target of > 15% is recommended for those with BMI > 40 kg/m² and complications and they should be referred to specialist care. Their treatment should include a VLED with or without pharmacotherapy and bariatric surgery.

[☆] Guidelines prepared by representatives of Australian & New Zealand Obesity Society (ANZOS), Australian Diabetes Society (ADS), Australian & New Zealand Metabolic and Obesity Surgery Society (ANZMOSS) and Royal Australian College of General Practitioners (RACGP).

* Corresponding author at: Metabolism & Obesity Service, Royal Prince Alfred Hospital, Camperdown, NSW 2050, Australia.

E-mail addresses: tania.markovic@sydney.edu.au (T.P. Markovic), j.proietto@unimelb.edu.au (J. Proietto), profjohndixon@gmail.com (J.B. Dixon), drgeorgiarigas@gmail.com (G. Rigas), drgarydeed@outlook.com (G. Deed), jeffrey.hamdorf@uwa.edu.au (J.M. Hamdorf), erica.bessell@sydney.edu.au (E. Bessell), nathalie.kizirian@sydney.edu.au (N. Kizirian), ceo@diabetessociety.com.au (S. Andrikopoulos), stephen.colagiuri@sydney.edu.au (S. Colagiuri).

<https://doi.org/10.1016/j.orcp.2022.08.003>

Received 11 October 2021; Received in revised form 2 April 2022; Accepted 5 August 2022

Available online 30 August 2022

Paid by pharmaceutical companies - including Novo Nordisk - to suppress profound fact that excess consumption of sugar/carbohydrate is main (only?) cause of type 2 diabetes, main scientific author Stephen Colagiuri managed to exclude word "carbohydrate" from *National Diabetes Strategy*. To confirm, try "control F" in 28-page document below



Australian Government
Department of Health

Australian National Diabetes Strategy 2016–2020

https://www.health.gov.au/sites/default/files/documents/2019/09/australian-national-diabetes-strategy-2016-2020_1.pdf

p. 8 <https://www.australianparadox.com/pdf/Letter-Health-Minister-n-Secretary-Feb23.pdf>

RESEARCH

AUSDRISK: an Australian Type 2 Diabetes Risk Assessment Tool based on demographic, lifestyle and simple anthropometric measures

Lei Chen, Dianna J Magliano, Beverley Balkau, Stephen Colagiuri, Paul Z Zimmet, Andrew M Tonkin, Paul Mitchell, Patrick J Phillips and Jonathan E Shaw

Diabetes, particularly type 2 diabetes, is a global epidemic.¹ In Australia, the prevalence of diabetes more than doubled during the past two decades² and the number of people with diabetes is projected to reach 2 million in 2025.³

Progression to manifest type 2 diabetes in people with impaired glucose tolerance or impaired fasting glucose can be prevented or delayed by lifestyle and pharmaceutical interventions.⁴ However, using the oral glucose tolerance test (OGTT) to identify high-risk individuals is impractical at the population level. Furthermore, nearly 40% of incident diabetes arises in people who had normal glucose tolerance 3–5 years earlier.⁵ Hence, a simple approach to identifying people who are asymptomatic but at risk of developing diabetes would be an advantage.

A number of risk scores for predicting incident diabetes based on self-assessed information have been derived from cohorts in Europe and Asia.^{6–10} However, the validity and applicability of these tools to the Australian population is questionable as they were derived from circumscribed populations with different risk-factor profiles and ethnicities.

Our aim was to use data from the 5-year follow-up of the Australian Diabetes, Obesity and Lifestyle study (AusDiab) to develop and validate a simple risk score to predict incident diabetes based on demographic, lifestyle and simple anthropometric information. Here, we describe this process.

ABSTRACT

Objective: To develop and validate a diabetes risk assessment tool for Australia based on demographic, lifestyle and simple anthropometric measures.

Design and setting: 5-year follow-up (2004–2005) of the Australian Diabetes, Obesity and Lifestyle study (AusDiab, 1999–2000).

Participants: 6060 AusDiab participants aged 25 years or older who did not have diagnosed diabetes at baseline.

Main outcome measures: Incident diabetes at follow-up was defined by treatment with insulin or oral hypoglycaemic agents or by fasting plasma glucose level ≥ 7.0 mmol/L or 2-hour plasma glucose level in an oral glucose tolerance test ≥ 11.1 mmol/L. The risk prediction model was developed using logistic regression and converted to a simple score, which was then validated in two independent Australian cohorts (the Blue Mountains Eye Study and the North West Adelaide Health Study) using the area under the receiver operating characteristic curve (AROC) and the Hosmer–Lemeshow (HL) χ^2 statistic.

Results: 362 people developed diabetes. Age, sex, ethnicity, parental history of diabetes, history of high blood glucose level, use of antihypertensive medications, smoking, physical inactivity and waist circumference were included in the final prediction model. The AROC of the diabetes risk tool was 0.78 (95% CI, 0.76–0.81) and HL χ^2 statistic was 4.1 ($P = 0.85$). Using a score ≥ 12 (maximum, 35), the sensitivity, specificity and positive predictive value for identifying incident diabetes were 74.0%, 67.7% and 12.7%, respectively. The AROC and HL χ^2 statistic in the two independent validation cohorts were 0.66 (95% CI, 0.60–0.71) and 9.2 ($P = 0.32$), and 0.79 (95% CI, 0.72–0.86) and 29.4 ($P < 0.001$), respectively.

Conclusions: This diabetes risk assessment tool provides a simple, non-invasive method to identify Australian adults at high risk of type 2 diabetes who might benefit from interventions to prevent or delay its onset.

MJA 2010; 192: 197–202

(1999–2000) was a cross-sectional, national, population-based survey of 11 247 adults aged 25 years or older from 42

pleted a telephone questionnaire. The incidence of self-reported diabetes, after adjusting for age and sex, was the same in

As noted in the introduction, the AUSDRISK has been converted into a points-based, patient-friendly questionnaire¹¹ (available at http://www.bakeridi.edu/aus_diabetes_risk) and an online interactive risk assessment tool (available at <http://health.gov.au/internet/main/publishing.nsf/Content/diabetesriskassessmenttool>). These versions include a risk factor pertaining to fruit and vegetable consumption, which was not a significant predictor of diabetes in the final model but was added for its value as a public health message; one point is allocated for those who consume less than one serve of fruit or vegetable per day. The AUSDRISK was adopted for use by the Australian Government Department of Health and Ageing in July 2008 and attracts a Medicare rebate (Medicare Benefits Schedule item 713) for its application in people aged 40–49 years.

In conclusion, the AUSDRISK provides a valid and reliable method to estimate the risk of developing type 2 diabetes and also to identify asymptomatic individuals who are likely to have undiagnosed diabetes in cross-sectional settings.

4: Academic standards collapse in JBM/Simpson AC's pro-Novo *Australian Paradox* sugar-and-obesity fraud

Key aspects of JBM and Stephen Simpson AC's infamous *Australian Paradox* sugar-and-obesity fraud

In her original *Australian Paradox* paper, world-famous "GI Jennie" Brand-Miller (JBM) insists that Australian refined-sugar consumption per person suffered "**a consistent and substantial decline**" over the period 1980-2010, and so there existed "**an inverse relationship**" between Australians' (declining) sugar intake and (rising) obesity rates. Of course, that is nonsense.

JBM's infamous "paradox" is solved in coming pages by noting that several of JBM's own published charts show valid sugar indicators trending **up** not down over the 1980-2010 timeframe, falsifying her "finding". So, we know JBM is incompetent.

Troublingly, JBM later told research-integrity Investigator Robert Clark AO that her preferred series – the series discontinued as unreliable by the Australian Bureau of Statistics after 1998-99 (60 years after it began in 1938-39) and then faked by the United Nations' Food and Agriculture Organization (FAO) – is "robust and meaningful". I confirmed in writing with the FAO back in 2012 that the FAO had indeed faked JBM's preferred series after 1998-99 (see the chart and FAO letter on p. 49, below).

For a decade, JBM has known her key data are faked, and Stephen Simpson, AC has known those 2000-2003 data are faked. How do I know that they know? I told each of them in face-to-face conversations at an Obesity Australia annual summit at ANU in Canberra back in November 2013 (see Simpson's letter to me on p. 85, below). Accordingly, the original *Australian Paradox* paper and subsequent *Paradox* papers still all exist only because Australia's most globally influential diet-and-health "scientist" and her dishonest Charles Perkins Centre boss Stephen Simpson AC are determined to **recklessly pretend that modern doses of sugar consumption are not an important driver of Australia's obesity and T2D disasters.**

Also outrageous is that three successive sets of dishonest USyd management since 2012 have refused to stop the misconduct I'm highlighting, by refusing to simply instruct JBM and Simpson AC to formally retract their extraordinarily faulty *Paradox* papers (standard scientific practice). Instead, VC Scott *et al* dishonestly pretend a Go8 devotion to "Research Excellence" (pp. 23-25).

RED FLAGS: As an example of USyd and Go8 "Research Excellence", the original *Australian Paradox* paper is one of the greats. For starters, notice that JBM is the "Guest Editor" of the publishing MDPI journal:

Special Issue Editor

Prof. Dr. Jennie Brand-Miller E-Mail Website

Guest Editor

School of Molecular Bioscience, The University of Sydney, NSW 2006, Australia

Interests: all aspects of carbohydrates, including diet and diabetes; the glycemic index and insulin resistance; obesity; pregnancy



As Guest Editor, JBM self-published her own extraordinarily faulty paper, despite her submitting it five months late:

Received: 4 March 2011; in revised form: 14 April 2011 / Accepted: 19 April 2011 /

Deadline for manuscript submissions: closed (30 September 2010) Published: 20 April 2011

Then, stunningly, we are advised:

This study was a Masters of Nutrition and Dietetic project conducted by Laura Owens and co-supervised by AWB and JBM.

AWB is Dr Alan Barclay, another Charles Perkins Centre shonk who operated as JBM's sidekick for a decade or so and wrote harmful pro-sugar, high-carbohydrate nonsense-based advice for Diabetes NSW and ACT (aka Australian Diabetes Council).

Australian Diabetes Council, 26 Arundel Street, Glebe, NSW 2037, Australia;

E-Mail: awbarclay@optusnet.com.au

On JBM's conflicts of interests, there is no disclosure of her deep financial relationship with drug-seller Novo Nordisk:

AWB is a co-author of one of the books in The New Glucose Revolution book series (Hodder and Stoughton, London, UK; Marlowe and Co., New York, NY, USA; Hodder Headline, Sydney, Australia and elsewhere): Diabetes and Pre-diabetes handbook, and is a consultant to a not-for-profit GI-based food endorsement program in Australia.

JBM is a co-author of The New Glucose Revolution book series (Hodder and Stoughton, London, UK; Marlowe and Co., New York, NY, USA; Hodder Headline, Sydney, Australia and elsewhere), the Director of a not-for-profit GI-based food endorsement program in Australia and manages the University of Sydney GI testing service.

https://www.mdpi.com/journal/nutrients/special_issues/carbohydrates

All that before seeing that several valid sugar indicators in JBM's published charts (reproduced as Charts 1-3 overleaf) trend **up** not down. Again, JBM's own published charts falsify her silly "finding" of a "consistent and substantial decline". Further, notice on p. 49 below the **short, faked-flat line for "Refined sucrose" in Figure 2A (Australia) after 1999**, after the ABS discontinued its series as unreliable. That is, for JBM's preferred series there are no valid data between 1998-99 and 2010 – no data for more than one-third of the 1980-2010 timeframe. Again, that dead-ending-then-faked-then-non-existent series is the one that JBM dishonestly promoted as "robust and meaningful" to research-integrity Investigator Robert Clarke AO in 2014: p. 59 of 86 at <https://www.australianparadox.com/pdf/australian-paradox-report-redacted.pdf>

Australian Paradox paper must be formally retracted: JBM's obviously false "finding" of a "consistent and substantial decline" in sugar intake over 1980-2010 is falsified by the evidence in JBM's own published charts

Chart 1: Australian sugary drink sales (litres per person per year)

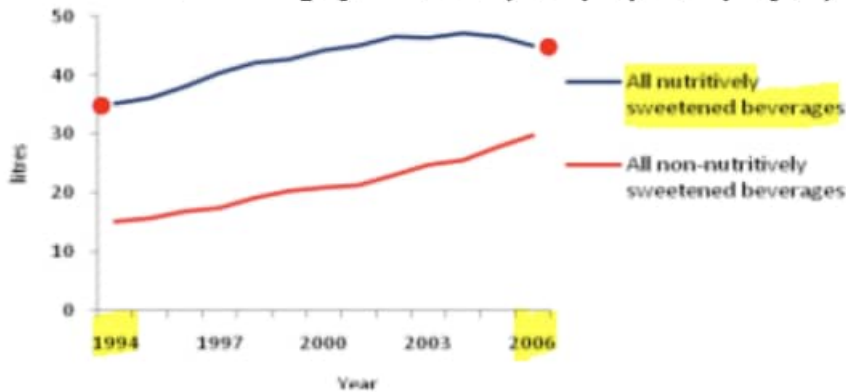
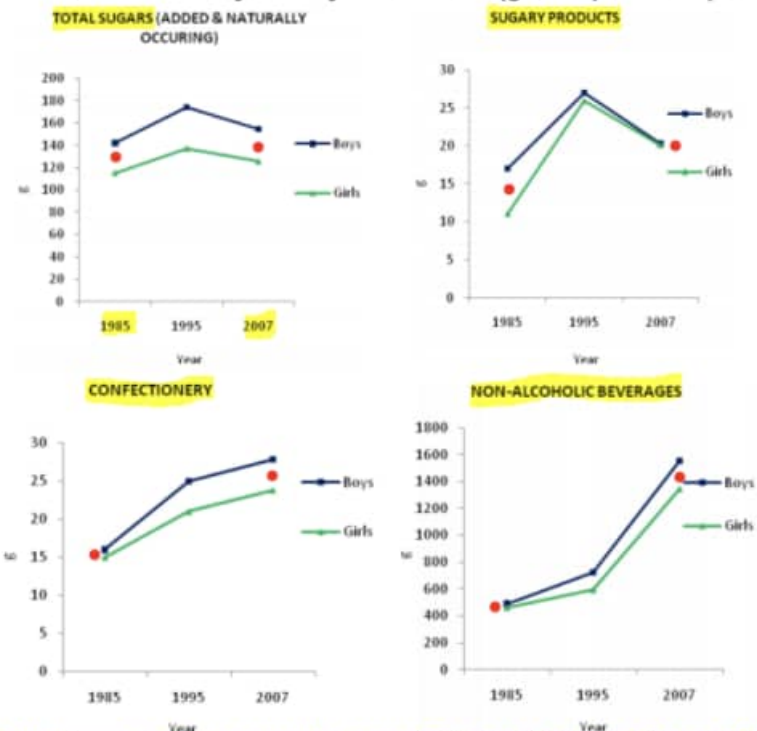
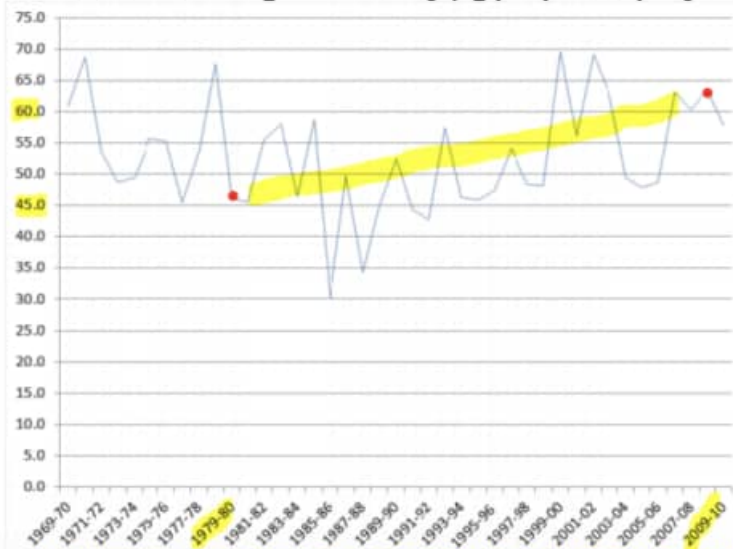


Chart 2: National Dietary Surveys – Children (grams per child per day)



Source: <http://www.australianparadox.com/pdf/OriginalAustralianParadoxPaper.pdf>

Chart 3: Australian sugar availability (kg per person per year)



Source: <http://www.australianparadox.com/pdf/nutrients-03-00491-s003.pdf>

<https://www.mdpi.com/2072-6643/3/4/491>

p. 25 <https://www.australianparadox.com/pdf/USyd-Misconduct-June19.pdf>

Since 2012, corrupt Go8 superstar JBM - and later her boss Stephen Simpson AC and former boss Stewart Truswell - have dishonestly insisted that **Australian (per capita) sugar consumption suffered a "consistent and substantial decline" between 1980 and 2010**, so can't be blamed for our obesity (or T2D) epidemic. JBM's *Australian Paradox* charts are reproduced below and overleaf. JBM and Simpson AC insist that up is down, thus falsely exonerating modern doses of sugar as a key driver of Australia's obesity and T2D disasters, further fuelling "diabesity" and Novo's drug sales.

A relatively new - shamefully dishonest - aspect of this classic research fraud has been USyd VC and Go8 Chair Mark Scott pretending that JBM has not breached his *External Interests Policy*. In the *Paradox* paper's *Acknowledgements* (below), JBM advertises her pop-sci *Low GI Diet* books, while **hiding her real conflict of interest**: the large boost to her household income that flowed from her life/financial partnership with Novo Australasia's then-long-time Medical Director. A long-overdue proper step towards increased scientific integrity would take as little as someone with authority - a senior Go8 official? - writing a brief letter to *Nutrients* journal requiring the faulty *Australian Paradox* paper's **formal retraction**.

The Australian Paradox: A Substantial Decline in Sugars Intake over the Same Timeframe that Overweight and Obesity Have Increased

by Alan W. Barclay¹ and Jennie Brand-Miller^{2,*}

¹ Australian Diabetes Council, 26 Arundel Street, Glebe, NSW 2037, Australia

² School of Molecular Bioscience and Boden Institute of Obesity, Nutrition and Exercise, University of Sydney, NSW 2006, Australia

* Author to whom correspondence should be addressed.

Nutrients 2011, 3(4), 491-504; <https://doi.org/10.3390/nu3040491>

Figure 4. 24 h mean intake (g) of total sugars, sugary products, confectionery and non-alcoholic beverages * by Australian children in 1985, 1995 and 2007 [5,19]. Note: the age categories used for comparison were 10-15 year old children in years 1985 and 1995, the 2007 figure is an average between intakes of 9-13 year and 14-16 year categories.

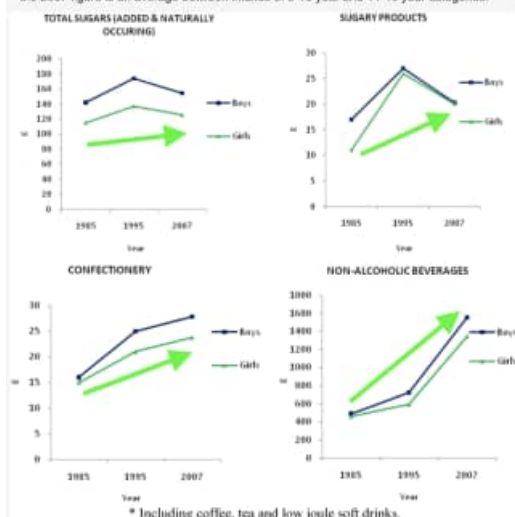
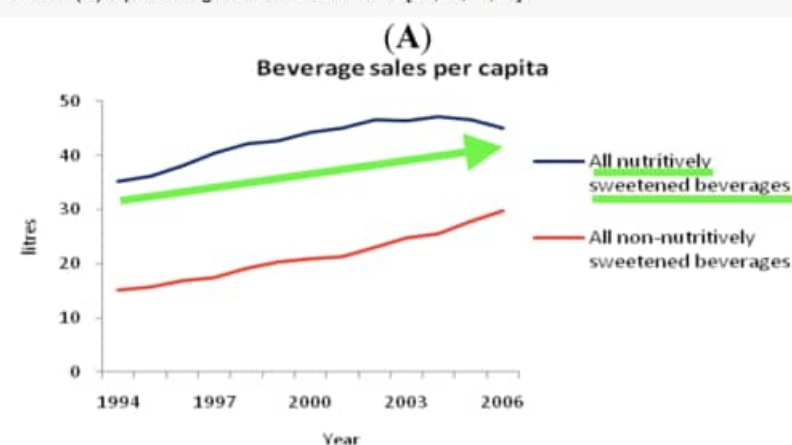


Figure 5. Time trends in sales of nutritively sweetened beverages and non-nutritively sweetened beverages in grocery stores, expressed as (A) per capita volume sold in liters and as (B) a percentage of total volume sold [15,28,29,30].



JBM's extraordinarily faulty *Australian Paradox* paper helps Novo Nordisk sell T2D and obesity drugs. Novo-conflicted JBM published sham COI statements in 100+ papers, duping many journals, including *Nutrients*.

5. Conclusions

The present analysis indicates the existence of an Australian Paradox, i.e., an inverse relationship between secular trends in the prevalence of obesity prevalence (increasing by ~300%) and the consumption of refined sugar over the same time frame (declining by ~20%). The findings challenge the implicit assumption that taxes and other measures to reduce intake of soft drinks will be an effective strategy in global efforts to reduce obesity.

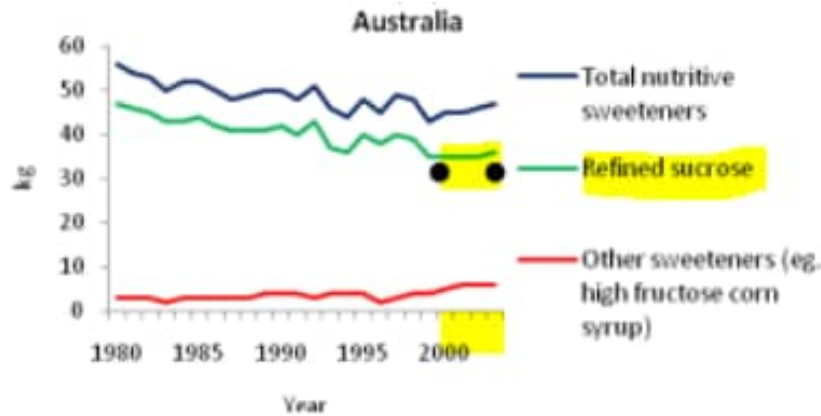
Acknowledgements

This study was a Masters of Nutrition and Dietetic project conducted by Laura Owens and co-supervised by AWB and JBM.

AWB is a co-author of one of the books in The New Glucose Revolution book series (Hodder and Stoughton, London, UK; Marlowe and Co., New York, NY, USA; Hodder Headline, Sydney, Australia and elsewhere): *Diabetes and Pre-diabetes handbook*, and is a consultant to a not-for-profit GI-based food endorsement program in Australia.

JBM is a co-author of The New Glucose Revolution book series (Hodder and Stoughton, London, UK; Marlowe and Co., New York, NY, USA; Hodder Headline, Sydney, Australia and elsewhere), the Director of a not-for-profit GI-based food endorsement program in Australia and manages the University of Sydney GI testing service.

It's been fun over the past decade watching a procession of distinguished Go8 sci-careerists and USyd VCs dishonestly pretend that a conspicuously flat, faked/invalid/faulty/unreliable dead-ending 2000-2003 sugar series is valid and reliable.



Source: Figure 2A in *Australian Paradox* <http://www.australianparadox.com/pdf/OriginalAustralianParadoxPaper.pdf>

That JBM's data above for 2000-03 are conspicuously flat/made-up/faked/unreliable/dead-ending – somehow “existing” despite the ABS discontinuing as unreliable its sugar series after 1998-99, after 60 years! - is self-evident but the FAO quickly provided written confirmation, after I wrote to it and *inquired* way back in 2012. (Several letters in link below.)

LETTER 4

From: **MorenoGarcia, Gladys (ESS)** <Gladys.MorenoGarcia@fao.org>
Date: Mon, Feb 13, 2012 at 9:43 PM
Subject: **FW: quick question on basic australian sugar data**
To: "strathburnstation@gmail.com" <strathburnstation@gmail.com>
Cc: "Rummukainen, Kari (ESS)" <Kari.Rummukainen@fao.org>

Dear Rory

The “apparent consumption” or better ‘food availability’ can be found under Faostat Food Supply or Food Balance Sheet domains up to year 2007.

Food supply

<http://faostat.fao.org/site/345/default.aspx>

Food balance sheet

<http://faostat.fao.org/site/354/default.aspx>

In the case of Australia I have looked at the time series and there is some food of Sugar & syrups nes and Sugar confectionary the biggest amounts are under **Refined Sugar** where data is with symbol **†** but it is calculated with following note:

†calc.on 37 kg.per cap. as per last available off. year level (1999)

The figure for 1999 and for earlier years come from; ABS - APP. CONS. OF FOODSTUFFS.

Regards

Gladys C. Moreno G.
Statistician
C-428
Statistics Division
Food and Agriculture Organization of the United Nations
? E-mail: Gladys.MorenoGarcia@fao.org
É Phone: 00 39 06 57052548
Fax: 00 39 06 57055615
<http://www.fao.org/economic/statistics>

<https://www.australianparadox.com/pdf/FAOfalsifiedsugar.pdf>

<http://www.australianparadox.com/pdf/RR-response-to-inquiry-report.pdf>

Back in 2014, USyd senior management used Investigator Clark AO to dishonestly “disappear” my hard written evidence confirming the FAO's invention of fake data (that is, no actual counting occurred).

But Clark “threw me a bone” by recommending that a new paper be written that “specifically addresses and clarifies the key factual issues examined in this Inquiry” (p. 52, below). JBM's boss Stephen Simpson AC and former boss Stewart Truswell (for decades the main scientific author of *Australian Dietary Guidelines* – **together representing “the Faculty”** - oversaw “an update” that dishonestly avoided the critical issue of misrepresented and faked data, instead publishing a new paper promoting a new faked “Greenpool” sugar series contrived by industry shonk Bill Shrapnel (see p. 51, below).

ABC AUDIENCE AND CONSUMER AFFAIRS
INVESTIGATION REPORT

Lateline story *Analysing The Australian Paradox: experts speak out about the role of sugar in our diets* and the ABC News online report *Australian Paradox under fire: Health experts hit out at Sydney Uni sugar study*.

13 April 2016

Complaint

Lateline breached the ABC's editorial standards for impartiality with its exclusive, critical focus on the Australian Paradox 2011 paper and failing to recognise updated and new data that supports the authors conclusions in that study. *Lateline* unduly favoured the perspective of that study's most prominent critic and adopted and promoted his critical assessment of the study. *Lateline* unduly favoured the perspectives of critics of the Australian Paradox, by presenting the strong criticism of data analytics expert Rory Robertson and a range of nutrition experts who all denounced its conclusions, and failed to present any dissenting view in support of the study.

OOOOO

We have confirmed that in telephone calls with both the ABS head of health research and her deputy, *Lateline* established that the series was discontinued because the methodology was no longer considered reliable as an indicator of actual added sugar consumed. The ABS did not have the resources to establish a new methodology that could properly and reliably analyse consumption. This conclusion also brought into question the reliability of the data series the ABS had been producing over time, which the FAO relied upon for its conclusions on Australian sugar consumption.

We observe Professor Clark's acknowledgement that the ABS ceased its data collection in 1999 "due to an unfunded need to update the methodology to account for changing consumption and production factors that were not captured (and which could presumably affect the accuracy of data points in years approaching this cessation point)" and "from my email exchange with ABS, I believe the ABS data collection ceased due to lack of resources to address an emerging **data reliability issue**."

Audience and Consumer Affairs is also satisfied that *Lateline* made reasonable efforts to confirm that, despite the fact the FAO stopped receiving data from the ABS in 1999, it continued to publish a series for Australian sugar supply/consumption for the 2000s by re-producing the ABS series from the previous decade.

2.1.1.1 RR statements

We are satisfied that Rory Robertson represented a principal relevant perspective on the issues examined in the broadcast. We note that he is a senior economist with one of the country's leading banks who is a highly credible and respected data analytics expert. It is our view that his extensive research on this issue and critical assessment of the Australian Paradox, particularly the data relied upon by its authors, is based on and substantiated by demonstrable evidence and is compelling.

Audience and Consumer Affairs has confirmed that *Lateline* met the editorial requirement for accuracy by making reasonable efforts to examine and critically assess the research that underpinned Mr Robertson's claims, prior to broadcasting them. That research included his email correspondence with the FAO, where he sought to specifically verify the sources of information upon which the FAO relied for its sugar series for Australia.

Mr Robertson established that the FAO's sugar series for Australia relied to a significant degree on ABS data for several decades until 1998-99, when the ABS discontinued its data collection on the grounds that it was unreliable. The responsible FAO researcher confirmed in writing to Mr Robertson that the FAO had used the last available figure of 35.7kg from its 1998-99 sugar series for Australia and continued to use it for subsequent years. That is, when the ABS stopped counting sugar after 1998-99, the FAO chose to continue publishing data, reproducing its 1999 figure again for 2000, and then continued publishing new data showing a figure of approximately 36kg per year. Audience and Consumer Affairs note that this absence of relevant, reliable data post 1999 appears to be confirmed in Figure 2 (A) of the Australian Paradox, in the form of the conspicuously flat line leading to 2003, where the series ends, despite the study spanning to 2010.

Despite the complainant's claim that Professor Clark's investigation "presents a comprehensive rebuttal of these allegations", we note his acknowledgement that the ABS ceased collecting data beyond 1999 because of its unreliability and his concern about the Australian Paradox authors' uncritical assessment "about the detailed methodology underpinning the FAO data in Figure 2, and had 'assumed' that it accounted for total sugar intake from their earlier research leading up to publication. I indicated that we both needed to check the facts."

Stephen Simpson AC and Stewart Truswell – representing “the Faculty” - responded dishonestly to Investigator Clarke AO’s key recommendation for a new paper that “specifically addresses and clarifies” critical factual matters (including faked FAO data), by pretending JBM was asked for an update, then helping her place faked Greenpool data into AJCN

Declining consumption of added sugars and sugar-sweetened beverages in Australia: a challenge for obesity prevention^{1,2}

Jennie C Brand-Miller^{3*} and Alan W Barclay⁴

³Charles Perkins Center and School of Life and Environmental Sciences, University of Sydney, Sydney, Australia; and ⁴Accredited Practising Dietitian, Sydney, Australia

Am J Clin Nutr 2017; 105:854–63. Printed in USA. 2017 American Society for Nutrition

We thank Gina Levy and Bill Shrapnel for making the raw data from their earlier study available (27). We thank Alistair Senior, who gave statistical advice, and Anna Rangan, Jimmy Louie, Stephen Simpson, and Stewart Truswell, who gave constructive comments on the draft manuscript.

Apparent consumption of refined sugars

McNeill and Shrapnel (32) compiled data on the longer-term apparent consumption of refined sugars in Australia that was

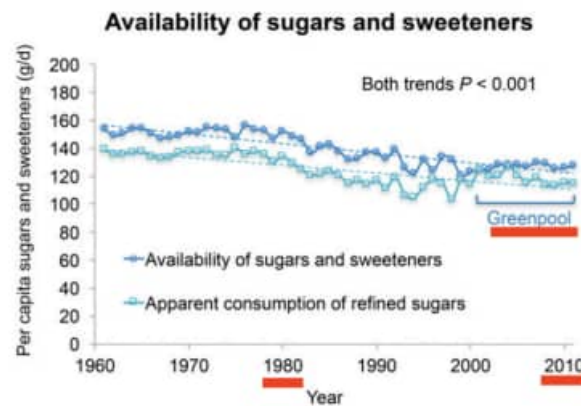
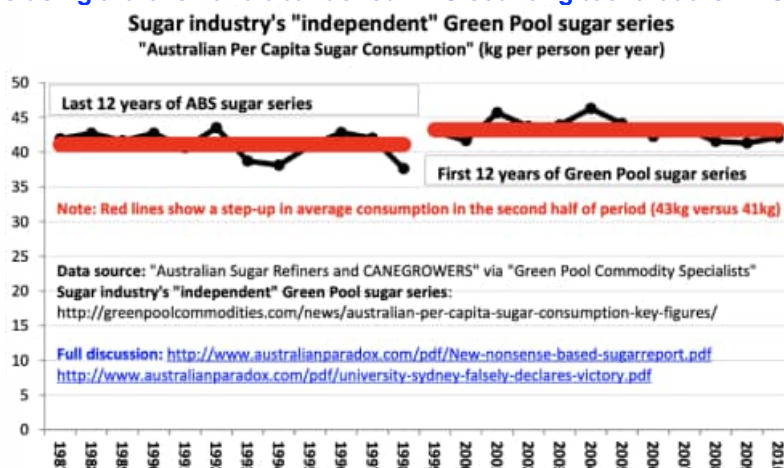


FIGURE 1 Long-term trends in the availability of sugars and sweeteners in Australia (1961–2011) according to the FAO Statistics Division Database (18), Australian Bureau of Statistics, (19), and Greenpool (32).

<https://www.australianparadox.com/pdf/USyd-March-2017.pdf>

Back in 2012-2015, I documented JBM’s sugar-industry friend Bill Shrapnel and consultancy Green Pool contriving a sham “robust” sugar series using a broken and abandoned ABS counting tool that the ABS had told them is unreliable



Please see 36-39 in <http://www.australianparadox.com/pdf/Big-5-year-update-Feb-2017.pdf> and <http://www.australianparadox.com/pdf/New-nonsense-based-sugarreport.pdf> <http://www.australianparadox.com/pdf/GraphicEvidence.pdf>

Alas, in the relevant 1980-2010 timeframe, there are no reliable ABS/FAO data after 1998-99 (after the ABS discontinued its sugar counting as unreliable). The Greenpool data are another aspect of the *Australian Paradox* fraud: industry shonk Bill Shrapnel was told by the ABS that its abandoned counting methodology is unreliable and thus any data produced invalid. Yet Shrapnel invented the Greenpool series anyway, dishonestly declaring it robust and reliable. What’s funny is the shonky Greenpool series increases over 1980-2010; **again, there is no “consistent and substantial decline”!**

Novo Nordisk successfully corrupted USyd's diet-and-health "science" by buying USyd "scientists"

Practitioners know corrupt activity is best kept hidden. JBM's USyd bosses and co-authors for decades allowed JBM to hide her massive Novo Nordisk conflict of interest, keeping the global scientific, medical and diabetes communities in the dark. That remains the case. JBM published 100+ formal diet-and-health papers and pop-sci *Low GI Diet* books pushing her pro-Novo, pro-obesity, pro-T2D false claims - including (i) "There is absolute consensus that sugar in food does not cause [type 2] diabetes"; (ii) modern doses of sugar intake did not play an important role in the big uptrend in Australian obesity rates over the period 1980-2010; and (iii) sugary high-carbohydrate "Low GI" diets are excellent for T2D victims - while she secretly enjoyed growing household income via Novo boss John Miller's (her life/financial partner's) growing success as our T2D disaster unfolded, rising from a pioneer in the trade to Australia's greatest-ever diabetes-drug seller.

I was stunned in 2017 to find that Charles Perkins Centre boss, Stephen Simpson AC (who oversaw JBM's response to Robert Clark AO's recommendation she write a new *Australian Paradox* paper that "specifically addresses and clarifies" key factual issues around misrepresented and faked data) had dishonestly assisted JBM to pretend she'd been asked for an "update" of her extraordinarily faulty paper, while helping to place newly faked data and a false "finding" into the *AJCN*.

I have, however, identified a number of 'lessons learnt' from this case and I recommend that these be considered by the University and discussed with Professor Brand-Miller and Dr Barclay at Faculty level. In particular, I recommend that the University consider requiring Professor Brand-Miller and Dr Barclay to prepare a paper for publication, in consultation with the Faculty, that specifically addresses and clarifies the key factual issues examined in this inquiry. This new paper should be written in a constructive manner that respects issues relating to the data in the Australian Paradox paper raised by the Complainant.

p. 4/86 <https://www.australianparadox.com/pdf/australian-paradox-report-redacted.pdf>

DECLINING CONSUMPTION

We thank Gina Levy and Bill Shrapnel for making the raw data from their earlier study available (27). We thank Alistair Senior, who gave statistical advice, and Anna Rangan, Jimmy Louie, Stephen Simpson, and Stewart Truswell, who gave constructive comments on the draft manuscript.

The authors' responsibilities were as follows—JCB-M: had primary responsibility for the final content of the manuscript; and both authors: designed and conducted the research, analyzed the data, performed the statistical analysis, wrote the manuscript, and read and approved the final manuscript. JCB-M is President of the Glycemic Index Foundation and manages a food-testing service at the University of Sydney. JCB-M and AWB are co-authors of books about the glycemic index of foods. AWB is a consultant to the Glycemic Index Foundation and Merisant (Australasia) and is a member of the Scientific Advisory Boards of Roche and Nestle (Australasia). AWB received an honorarium from Coca-Cola Ltd. for a presentation in 2011. JCB-M reported no conflicts of interest related to the study.

[https://ajcn.nutrition.org/article/S0002-9165\(22\)04831-6/pdf](https://ajcn.nutrition.org/article/S0002-9165(22)04831-6/pdf)

ACKNOWLEDGMENTS

My first professor, Ron Edwards gave me my first taste of confidence; my next professor, Stewart Truswell, gave me more still. Dr Dorothy Mackerras showed me how to write an NHMRC application. Professor Wayne Bryden encouraged me to apply for Associate Professorship when it was the last thing on my mind. Professor Graeme Clark gave me the gift of hearing. Professor Stephen Simpson has stood quietly by me through the challenges of the last few years.

16

BRIEF CURRICULUM VITAE - The University of Sydney
Google: Brand Miller CV syd.edu

<https://www.australianparadox.com/pdf/USyd-Misconduct-June19.pdf>

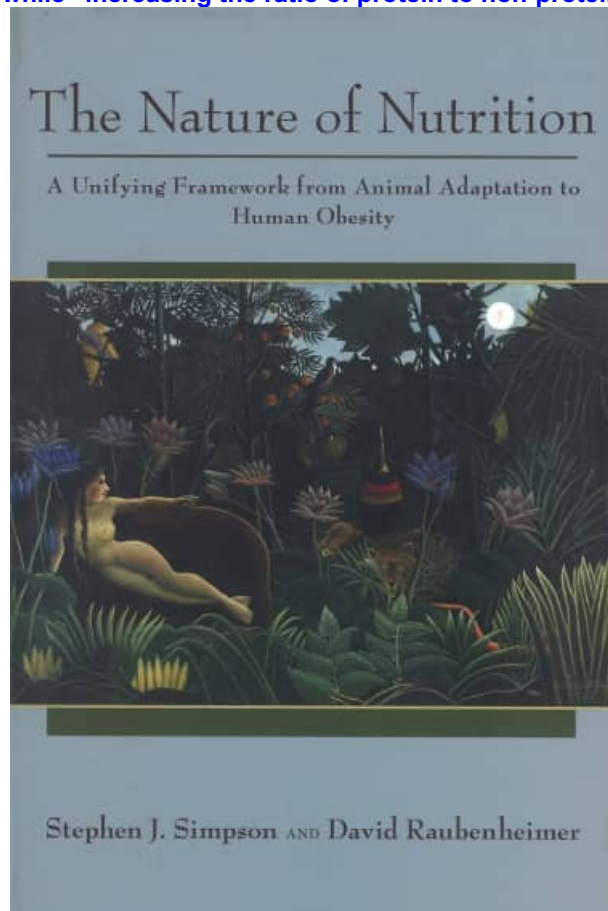
I didn't initially understand why the Academic Director of the Charles Perkins Centre would be so dishonest. It then emerged that as he was rescuing JBM's career and expanding the shonky pro-Novo *Australian Paradox* false exoneration of sugar into *AJCN*, JBM's husband's firm Novo Nordisk was funding Simpson AC's takeover of Obesity Australia (OA), with Simpson becoming the new Director of OA. Utterly corrupt, Simpson kept his eye on growing his career (pp. 39-41).

The harmful misconduct protected by USyd management has been reported by a few brave journalists, for example:

- <https://michaelwest.com.au/sydney-uni-big-pharma-conflict-of-interest/> ;
- <https://michaelwest.com.au/former-fattie-rory-robertson-ups-the-ante-on-sydney-unis-connections-with-big-sugar/> ;
- <https://www.theaustralian.com.au/higher-education/uni-challenged-on-highcarb-research-claims/news-story/dc3afcd39b4fc4b0ce7d67d8372148d8> ;
- <https://www.afr.com/policy/health-and-education/a-diet-obsessed-economist-scores-a-win-against-sydney-university-20200720-p55drv> ;
- <https://www.theaustralian.com.au/news/nation/university-of-sydney-threatens-to-ban-rory-robertson-over-sugar-dispute/news-story/0021115ba9b77f2e2e9e86f37ca7fd> ;
- ABC TV's *Lateline* <https://www.youtube.com/watch?v=OwU3nOFo44s> ;
- <https://www.abc.net.au/listen/programs/backgroundbriefing/independent-review-finds-issues-with-controversial-sugar-paper/5618490> ;
- <https://www.smh.com.au/healthcare/research-causes-stir-over-sugars-role-in-obesity-20120330-1w3e5.html> ;
- <https://www.afr.com/companies/retail/heavyweights-in-big-fat-sugar-fight-20140801-i6ywg>

5. Academic standards collapse in Stephen Simpson AC's sugary pro-Novo 30-Diet Lifespan fraud

Charles Perkins boss Simpson AC outlined his preferred 30-diet results in a 2009 paper and his 2012 pre-experiment book: In mice as in insects (and so humans), “the ratio of protein to carbohydrate [P:C] is crucial”. Indeed, “protein restriction ... extends life span” while “increasing the ratio of protein to non-protein energy ... decreases life span...”



62 | CHAPTER FOUR

eight for locusts. Omission of only one of these eight amino acids from an otherwise complete supplementary mix rendered a diet “low protein” so far as the animal was concerned. Signaling elevated protein status, whether to induce protein satiety in locusts or to trigger pathways involved in **shortening life span in flies**, therefore requires a specific mixture of amino acids.

Taken together, **the results from insects** provide overwhelming evidence that caloric restriction is not responsible for **life span extension**. Instead, **the ratio of protein to carbohydrate in the diet is crucial**, with the protein component of the response mediated by a mixture of key amino acids, which includes, but is not exclusively, methionine. An important message from the insect results is that experiments in which single amino acids are manipulated in the diet without taking account of interactions with other amino acids (or with other macronutrients, notably carbohydrate) are at risk of being misinterpreted—a message that applies to studies on other animals too.

What about mammals? Although it is widely held that caloric restriction, not specific nutrient effects, is responsible for life span extension in mammals (Weindruch and Walford 1988; Masoro 2005; Everitt et al. 2010), no experiment to date has contained sufficient dietary treatments to disentangle calories from specific nutrients (Simpson and Raubenheimer 2007). There have been numerous reports, stemming back to early work by Ross (1961), that **protein restriction**, and restriction of methionine in particular, **extends life span in rodents** (Orentreich et al. 1993; Zimmerman et al. 2003; Miller et al. 2005; Ayala et al. 2007; Sun et al. 2009), so it is at least plausible that **the response of mammals—including humans—is similar to that of insects**.

Spurred on by the need for a geometric analysis of aging in mammals, we have embarked upon just such a **study in mice** with David Le Couteur at the ANZAC Research Institute in the University of Sydney. A full design for rodents has required expanding from two to three macronutrient dimensions with the inclusion of dietary lipid in addition to protein and carbohydrate. **At the time of writing, the 30-diet experiment is still under-way**, but the data are already proving to be instructive.

4.1 HOW DOES MACRONUTRIENT BALANCE AFFECT LIFE SPAN?

We have seen that eating excess protein relative to nonprotein energy **shortens life span**, at least in insects and **perhaps also in mammals**. The mechanisms causing this effect are not yet understood, but there are some tantalizing candidates. These include altered production of radical oxygen species (“free radicals”) with associated damage to DNA and cellular pro-

In his widely cited career-defining paper reporting his epic 30-diet, 900-mouse experiment, Simpson claims: **“Median lifespan was greatest for animals whose intakes were low in protein and high in carbohydrate [that is, low P:C]... The results are consistent with recent reports in invertebrates showing that the ratio of protein to carbohydrate in the diet influences lifespan (Lee et al., 2008; Piper et al., 2011). The survival curves for the different ratios of protein to carbohydrate ... show that the longest median survival occurred in cohorts of mice on the lowest [P:C] ratio diets, and there was a clear correlation between the ratio and lifespan. Median lifespan increased from about 95 to 125 weeks (approximately 30%; Table S2) as the protein-to-carbohydrate ratio decreased.”** p. 421 <https://www.cell.com/action/showPdf?pii=S1550-4131%2814%2900065-5>

Alas, my chart below shows Simpson’s preferred story is **falsified by his experiment’s actual median-lifespan results, data carefully hidden by Simpson et al from the scientific community.** Unreasonably, Simpson’s shonky paper does not allow readers to readily see – as in the chart and tables below - that the longest-lived median mouse across all 30 cohorts of 30 mice was fed a **high P:C diet (42% protein, 29% carbohydrate)**; that cohort’s median lifespan of ~139 weeks is 10% greater – a full decade in “human years” - than the next best diet, another high P:C diet. **In fact, five of the top seven diets are high not low P:C diets.**

Simpson AC also hid 143 dead mice fed five of his preferred “lifespan extending” low-protein diets. **I think Simpson AC is an utter fraud,** because in response to my correct critique, Simpson lied to Cell’s scientific advisory board: “Rory’s concerns are in every respect unfounded”. Later, he issued a sham “Correction” (p. 59). I believe Simpson suppressed the **actual** lifespan results from his career-defining “900 mice fed 30 diets” experiment to “find” what he “needed”, given his **pre-experiment book’s** (decisively falsified) hypothesis: **Low P:C insect-friendly diets extend lifespan** in mice as in insects, and thus humans (see p. 54).

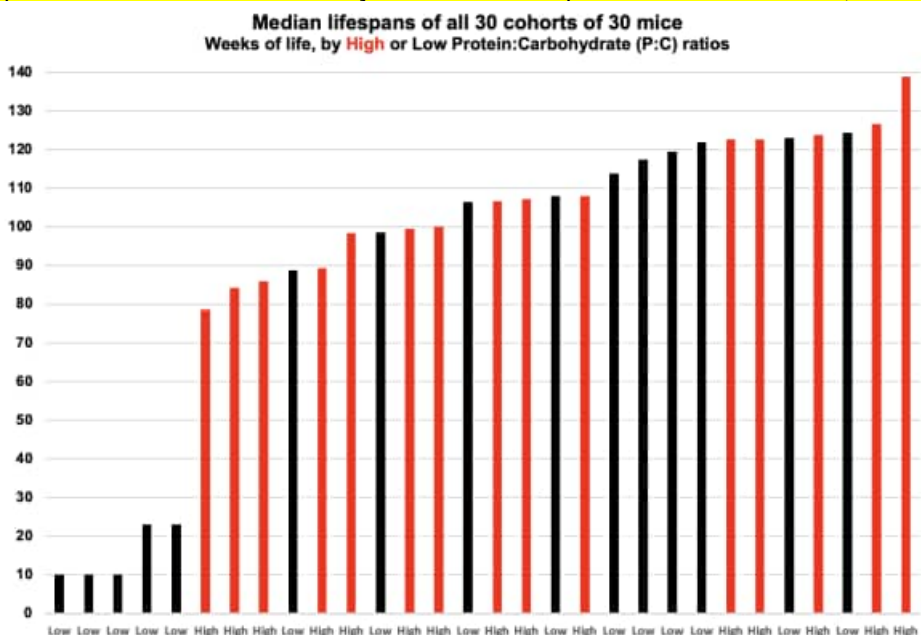


Table S2: <https://www.cell.com/cms/10.1016/j.cmet.2014.02.009/attachment/e2d00ae0-845a-4f9e-99a4-a831d55dd569/mmc1.pdf>

Table S2, related to Figure 2. Survival analysis by dietary composition.

Median and maximum lifespan in weeks (w). Maximum lifespan was determined as the average of the longest lived 10% (n=2-3) of each cohort.

Energy Density	Protein (%)	Carb (%)	Fat (%)	Protein: Carb ratio	Median lifespan (w)	Maximum lifespan (w)
MEDIUM	5	75	20	0.07	121.86	157.43
HIGH	5	20	75	0.25	106.43	154.21
HIGH	5	75	20	0.07	119.43	151.79
MEDIUM	14	57	29	0.25	123.00	151.57
HIGH	42	29	29	1.45	138.86	151.14
MEDIUM	42	29	29	1.45	122.57	148.00
MEDIUM	14	29	57	0.48	113.86	147.36
HIGH	5	48	48	0.10	124.43	146.21
MEDIUM	33	48	20	0.69	122.57	145.71
MEDIUM	23	38	38	0.61	123.86	143.07
HIGH	33	48	20	0.69	98.29	141.00
HIGH	14	57	29	0.25	117.43	140.07
HIGH	33	20	48	1.65	107.14	136.86
LOW	33	48	20	0.69	126.57	134.14
MEDIUM	33	20	48	1.65	106.57	133.79
HIGH	14	29	57	0.48	108.00	133.71
MEDIUM	60	20	20	3.00	108.00	129.50
HIGH	60	20	20	3.00	99.57	127.57
HIGH	23	38	38	0.61	100.00	124.57
LOW	14	57	29	0.25	98.57	119.43
LOW	33	20	48	1.65	78.57	116.36
LOW	14	29	57	0.48	88.71	115.07
LOW	42	29	29	1.45	85.85	104.00
LOW	60	20	20	3.00	84.29	102.86
LOW	23	38	38	0.61	89.29	100.36

SUPPLEMENTAL TABLES

Table S1, related to experimental procedures. The macronutrient composition of the diets.

The % of protein (P), carbohydrate (C) and fat (F) (as a % of total energy). Each diet was replicated at 8 kJ g⁻¹ (low energy), 13 kJ g⁻¹ (medium energy) and 17kJ g⁻¹ (high energy). Diets varied in content of P (casein and methionine), C (sucrose, wheatstarch and dextrinized comstarch) and F (soya bean oil). All other ingredients were kept similar. Other ingredients include cellulose, a mineral mix (Ca, P, Mg, Na, C, K, S, Fe, Cu, I, Mn, Co, Zn, Mo, Se, Cd, Cr, Li, B, Ni and V) and a vitamin mix (vitamin A, D3, E, K, C, B1, B2, Niacin, B6, pantothenic acid, biotin, folic acid, inositol, B12 and choline) supplemented to the same levels as AIN-93G. ^aDiets 2 low energy and 6 medium energy were discontinued within 23 weeks. ^bDiets 3 low energy, 3 medium energy and 6 low energy were discontinued within 10 weeks of treatment. These diets were discontinued due to weight loss (≥ 20%), rectal prolapse or failure to thrive.

Diet	1	2 ^a	3 ^b	4	5	6 ^a	7	8	9	10
%P	60	5	5	33	33	5	14	14	42	23
%C	20	75	20	47	20	48	29	57	29	38
%F	20	20	75	20	47	48	57	29	29	38
Low 8 kJ g ⁻¹	P 5.03	0.42	0.42	2.77	2.77	0.42	1.17	1.17	3.52	1.93
	C 1.67	6.26	1.67	4.02	1.67	4.02	2.43	4.77	2.43	3.18
	F 1.67	1.67	6.26	1.67	4.02	4.02	2.43	4.77	2.43	3.18
Medium 13 kJ g ⁻¹	P 7.54	0.63	0.63	4.15	4.15	0.63	1.76	1.76	5.28	2.89
	C 2.51	9.41	2.51	6.02	2.51	6.02	3.64	7.15	3.64	4.77
	F 2.51	2.51	9.41	2.51	6.02	6.02	7.15	3.64	3.64	4.77
High 17 kJ g ⁻¹	P 10.06	0.84	0.84	5.53	5.53	0.84	2.35	2.35	7.04	3.86
	C 3.35	12.55	3.35	8.03	3.35	8.03	4.85	9.54	4.85	6.36
	F 3.35	3.35	12.55	3.35	8.03	8.03	9.54	4.85	4.85	6.36

<https://www.cell.com/cms/10.1016/j.cmet.2014.02.009/attachment/e2d00ae0-845a-4f9e-99a4-a831d55dd569/mmc1.pdf>



We're unlearning diet to help us live longer

By questioning how the body processes different foods, our researchers have discovered that a low protein, high carb diet can delay chronic disease and help us live a longer and healthier life.

Find out how we're unlearning the world's greatest challenges.
sydney.edu.au/our-research



THE UNIVERSITY OF SYDNEY

Leadership for good starts here

Source: The Sydney Morning Herald, 15 December 2018

<https://www.australianparadox.com/pdf/RR-letter-CEO-NHMRC-May-2021.pdf>

Research Data Australia
Find data for research

Search is restricted to Grants and Projects ✕

All Fields ▾ Search for Grants and Projects

The nutritional geometry of ageing in a rodent model [2009 - 2013]
Also known as: Nutrition and Ageing

Funded by National Health and Medical Research Council
Managed by University of Sydney
Provided by National Health and Medical Research Council

Research Grant (Cite as <http://purl.org/au-research/grants/nhmrc/571326>)

Researchers: Prof David Le Couteur , Prof David Raubenheimer , Prof John William Ballard (Participant) Prof Stephen Simpson (Principal Investigator)

Brief description A central belief in ageing research is that eating fewer calories prolongs life, and that the source of calories (carbohydrate, fat or protein) is irrelevant. However, a critical assessment indicates that this conclusion is premature. We will use recent techniques in nutrition to define for the first time in mammals the relationship between diet and ageing in a normal and a prematurely ageing strain of mice. The project will provide a novel nutritional approach for promoting healthy ageing.

Funding Amount SAUD 979,269.18

Funding Scheme NHMRC Project Grants

Notes Standard Project Grant
<https://researchdata.ands.org.au/nutritional-geometry-ageing-rodent-model/77306>



Info & Links ▾

Login or New User Registration

Forecast Opportunities Grant Opportunities Grant Awards Reports Help Contact Us

Home ▸ Grant Award View - GA971 ▸ Grant Award List ▸ Keyword Search

Keyword Search

Showing 1-1 of 1 record

Relevance ▾

GNT1149976 | Nutrition and Complexity

GA ID: GA971
Agency: National Health and Medical Research Council (NHMRC)
Publish Date: 30-Jan-2018
Category: Medical Research
Grant Term: 1-Jan-2019 to 31-Dec-2023
Value (AUD): \$12,981,420.00
Recipient Name: University of Sydney
Last Updated: 30-Jan-2018 9:33 am (ACT Local Time)

Purpose:

Nutrition shapes the relationship between genes and health, and failure to attain dietary balance has profound biological consequences leading to disease. This Application proposes an integrated program that harnesses advances in nutritional theory, systems metabolism, and data modelling that evaluates the effects of macro- and micro-nutrients on mice, cells and humans. This will provide the scientific foundations necessary for the development of evidence-based precision nutrition.

<https://www.grants.gov.au/?event=public.GA.show&GAUID=A88D3135-0238-7750-40C0D7DCFCCCF9B9>

<https://pdfs.semanticscholar.org/8d58/7c7cb42378e6e263223edd4abc8e5bc9d801.pdf>

<https://www.australianparadox.com/pdf/RR-letter-CEO-NHMRC-May-2021.pdf>

Stephen Simpson AC hid basic data falsifying claim cohorts fed low-protein, high-carb diets had “greatest median lifespan”

Table S2, related to Figure 2. Survival analysis by dietary composition.

Median and maximum lifespan in weeks (w). Maximum lifespan was determined as the average of the longest lived 10% (n=2-3) of each cohort.

Energy Density	Protein (%)	Carb (%)	Fat (%)	Protein: Carb ratio	Median lifespan (w)	Maximum lifespan (w)
MEDIUM	5	75	20	0.07	121.86	157.43
HIGH	5	20	75	0.25	106.43	154.21
HIGH	5	75	20	0.07	119.43	151.79
MEDIUM	14	57	29	0.25	123.00	151.57
HIGH	42	29	29	1.45	138.86	151.14
MEDIUM	42	29	29	1.45	122.57	148.00
MEDIUM	14	29	57	0.48	113.86	147.36
HIGH	5	48	48	0.10	124.43	146.21
MEDIUM	33	48	20	0.69	122.57	145.71
MEDIUM	23	38	38	0.61	123.86	143.07
HIGH	33	48	20	0.69	98.29	141.00
HIGH	14	57	29	0.25	117.43	140.07
HIGH	33	20	48	1.65	107.14	136.86
LOW	33	48	20	0.69	126.57	134.14
MEDIUM	33	20	48	1.65	106.57	133.79
HIGH	14	29	57	0.48	108.00	133.71
MEDIUM	60	20	20	3.00	108.00	129.50
HIGH	60	20	20	3.00	99.57	127.57
HIGH	23	38	38	0.61	100.00	124.57
LOW	14	57	29	0.25	98.57	119.43
LOW	33	20	48	1.65	78.57	116.36
LOW	14	29	57	0.48	88.71	115.07
LOW	42	29	29	1.45	85.85	104.00
LOW	60	20	20	3.00	84.29	102.86
LOW	23	38	38	0.61	89.29	100.36

<https://ars.els-cdn.com/content/image/1-s2.0-S1550413114000655-mmc1.pdf>

Importantly, Investigator Koopman confirmed my claim that over 100 dead mice fed 5 “killer” low-protein-diets were hidden

Through the course of assessing this issue, Professor Koopman also identified a discrepancy between the total number of animals reported in the paper (N=858) and the actual number of animals used (N=715). However, he found no evidence to suggest that

3/7



p. 3 <https://www.australianparadox.com/pdf/2014-2019-USyd-enquiry-report.pdf>

Simpson told Cell Metabolism officials in Jan.2019 that “malnutrition” prompted independent vet to cull mice on 5 killer diets

Comment 3:

Table 3 (on p.6, below) confirms that the authors have skillfully misrepresented their 30-diet longevity results, including by obscuring 100+ dead mice on five low-protein diets.

Response 3:

As we pointed out at the time of publication in an online response to Mr Robertson, these diets were discontinued within the first 10-23 weeks of the study because the young mice assigned to them from weaning were not growing, and according to the independent veterinary office overseeing the study, would soon have died from malnutrition. Under the terms of the ethics protocol this mandated their immediate removal from the experiment.

Consideration of the composition of the excluded diets reveals the reason. As can be seen in Table S1 (and visualized in Figure S1), the 5 diets excluded from the 30 all combined a low or very low protein macronutrient ratio with high cellulose content (hence low energy content):

- Diet 2 Low energy density 5:75:20 (P:C:F, i.e. very low protein, high carb, low fat)
- Diet 3 Low energy 5:20:75 (very low protein, low carb, high fat)
- Diet 6 Low energy: 5:48:48 (very low protein, medium carb, medium fat)
- Diet 3 Medium energy: 5:20:75 (very low protein, low carb, high fat)
- Diet 6 Medium energy: 5:48:48 (very low protein, medium carb, medium fat).

To have attained sufficient nutrient intakes for growth would have required the mice on these low-energy, low-protein diets consuming more food than they were able to achieve. In short, these diets were not viable for a young, growing mouse.

Simpson’s email to a journalist, Cell Metabolism and me <https://www.australianparadox.com/pdf/USyd-mouse-diet-response.pdf>

Later, Stephen Simpson AC, Investigator Koopman and three of his bosses - Deputy Vice-Chancellors Garton, Ivison and Messerle - all got paid while embracing newly fabricated story: independent vet mistakenly culled 143 healthy mice

- (a) In the 2014 Cell Metabolism paper the authors referred to 'weight loss (\geq 20%), rectal prolapse or failure to thrive' as reasons why the mice were euthanised;
- (b) The authors provided additional submissions to Professor Koopman regarding this issue to the effect that the mice on discontinued diets were not sick when culled, and those that were not losing weight may well have lived long and healthy lives, albeit as smaller mice;

p. 7 <https://www.australianparadox.com/pdf/RR-outcome-letter-7May20.pdf>

To protect Simpson, University embraced newly fabricated fake evidence that 143 hidden dead mice healthy as horses

Professor Garton noted that as euthanasia of the mice in the 2014 study was mandated by the responsible ethics committee, it could not be known whether mice fed these diets would have died, or whether they would have lived long and healthy lives had they not been euthanased.

p. 7 <https://www.australianparadox.com/pdf/2014-2019-USyd-enquiry-report.pdf>

University insisted mice suffering rectal prolapse, severe weight-loss, failure to thrive “were not sick” or malnourished

- (e) Professor Garton's report largely relied on that of Professor Koopman. In turn, Professor Ivison's decision largely relied on Professor Garton's report. As such, it can be said that the substantive assessment was made by Professor Koopman.

Assessment

- 39. It is understandable that you have queried how Professors Koopman, Garton and Ivison have made or supported the conclusion that the lifespan of the relevant mice was unknown. This issue arises in part because, while in the Cell Metabolism paper itself the authors mentioned multiple reasons for the exclusion of the mice, in their initial written response they only referred to malnutrition and also stated that the mice would soon have died. As discussed above, it appears that this was a cursory response that did not address the full reasons for the exclusion.

8 May 2020

Page 7

<https://www.australianparadox.com/pdf/RR-outcome-letter-7May20.pdf>

University oversaw sham “Correction”, insisted no misconduct, unethically refusing to address fact 5 of top-7 diets for median lifespan are high-protein diets, falsifying SJS's career-defining claim that low-protein (P:C) diets extend lifespan



Cell Metabolism
Correction

The Ratio of Macronutrients, Not Caloric Intake, Dictates Cardiometabolic Health, Aging, and Longevity in Ad Libitum-Fed Mice

Samantha M. Solon-Biet, Aisling C. McMahon, J. William O. Ballard, Kari Ruohonen, Lindsay E. Wu, Victoria C. Cogger, Alessandra Warren, Xin Huang, Nicolas Pichaud, Richard G. Melvin, Rahul Gokarn, Mamdouh Khalil, Nigel Turner, Gregory J. Cooney, David A. Sinclair, David Raubenheimer, David G. Le Couteur,* and Stephen J. Simpson*

*Correspondence: david.lecouteur@sydney.edu.au (D.G.L.C.), stephen.simpson@sydney.edu.au (S.J.S.)

<https://doi.org/10.1016/j.cmet.2020.01.010>

(Cell Metabolism 19, 418–430; March 4, 2014)

In the originally published version of this article, the number of mice stated to be used for analysis was mistakenly given as 858 instead of 715. This error does not affect the data, analysis, or conclusions reported in the paper. The authors apologize for any confusion that this error may have caused.

Bad animal model: C57BL/6 mice are profoundly unlike humans with respect to metabolism of carbohydrate and dietary fat

The Charles Perkins Centre's mouse-diet studies use C57BL/6 mice. That's fine, as their use is pretty standard in mouse studies in laboratories across the western world: <https://en.wikipedia.org/wiki/C57BL/6>

Importantly, when you buy these C57BL/6 mice for laboratory use, **you are told** that "fed a high-fat [low-carbohydrate] diet", they "develop obesity, mild to moderate hyperglycemia, and hyperinsulinemia": <https://www.jax.org/strain/000664>

While it's widely known that standard lab mice get fat and sick on low-carbohydrate diets, Professor Stephen Simpson – Academic Director of the Charles Perkins Centre at the University of Sydney – saw mere confirmation of that as important:

Steve Simpson: This was quite interesting. The cause of death in the high protein, low carb fed animals, so far as you can tell...the thing is, when a mouse dies, unless you are there to collect it right at the moment of death, you can't do any particularly useful physiological analysis. But the markers of health—cardio-metabolic health—showed that they were **insulin resistant**, they had **high levels of circulating blood sugars**, and they had poor cardiac function. **So these mice on the high protein, low carb diet were in bad shape.**

<https://www.abc.net.au/radionational/programs/healthreport/high-protein2c-low-carbohydrate-diet/5309616#transcript>

But that was not an important finding, unless all 18 researchers failed to read the instructions on their new box of lab mice. More important is the readily available 2012 paper (below) that explains to **insect specialists** unfamiliar with mice that the C57BL/6 mouse is a **bad animal model** for humans **when the critical issues for discussion include obesity, type 2 diabetes, cardiovascular disease (CVD) and longevity**. Again, these lab mice are problematic when the issues for investigation include diet and health, insulin resistance (aka Metabolic Syndrome) and longevity in humans. That's because the metabolic responses of standard lab mice and humans are **profoundly different**; in particular, C57BL/6 mice put on low-carb, high-fat diets typically become fat and sick - via insulin resistance - whereas humans tend to thrive.



Nutr Metab (Lond), 2012; 9: 69.

Published online 2012 Jul 28. doi: [10.1186/1743-7075-9-69](https://doi.org/10.1186/1743-7075-9-69)

PMCID: PMC3488544

PMID: [22838969](https://pubmed.ncbi.nlm.nih.gov/22838969/)

Response of C57BL/6 mice to a carbohydrate-free diet

Saihan Borghjia^{1,2} and Richard David Feinman²

▶ Author information ▶ Article notes ▶ Copyright and License information ▶ [Disclaimer](#)

This article has been [cited](#) by other articles in PMC.

Abstract

Go to:

High fat feeding in rodents generally leads to obesity and insulin resistance whereas in humans this is only seen if dietary carbohydrate is also high, the result of the anabolic effect of poor regulation of glucose and insulin. A previous study of C57BL/6 mice (Kennedy AR, et al.: *Am J Physiol Endocrinol Metab* (2007) **262** E1724-1739) appeared to show the kind of beneficial effects of calorie restriction that is seen in humans but that diet was unusually low in protein (5%). In the current study, we tested a zero-carbohydrate diet that had a higher protein content (20%). Mice on the zero-carbohydrate diet, despite similar caloric intake, consistently gained more weight than animals consuming standard chow, attaining a dramatic difference by week 16 (46.1 ± 1.38 g vs. 30.4 ± 1.00 g for the chow group). Consistent with the obese phenotype, experimental mice had fatty livers and hearts as well as large fat deposits in the abdomino-pelvic cavity, and showed impaired glucose clearance after intraperitoneal injection. In sum, the response of mice to a carbohydrate-free diet was greater weight gain and metabolic disruptions in distinction to the response in humans where low carbohydrate diets cause greater weight loss than isocaloric controls. The results suggest that rodent models of obesity may be most valuable in the understanding of how metabolic mechanisms can work in ways different from the effect in humans.

<https://www.ncbi.nlm.nih.gov/pmc/articles/PMC3488544/> ; <https://www.ncbi.nlm.nih.gov/pubmed/16288655>

NHMRC Principal investigator Simpson and his 17 co-authors should have known that mouse and human responses to low-carbohydrate (high-fat) diets tend to be profoundly different; they should be aware that sugary low-protein, high-carb mouse diets tend to harm humans. Tragically, many Australians are dying prematurely via type 2 diabetes and CVD as a result of eating the kind of sugary low-protein, high-carb mouse diets promoted by the Charles Perkins Centre as excellent for human longevity. Compare and contrast the sugary mouse diets on p. 5 (dominated by sugar and processed grains) with the sugary diets harming humans on pp. 44-49.

The rest of this document tells the tragic story of worse-than-useless Group of Eight university "science" hurting vulnerable Australians by suppressing the simple, effective cure for type 2 diabetes, a cure that was used widely by GPs a century ago.



AAP NOVEMBER 20, 2013 9:45PM

Prof uses 1000 mice to expose food folly

THE key to good health is a balance between protein, carbohydrates and fat, says an expert on obesity, diabetes and cardiovascular disease.

Clifford Fram, AAP National Medical Writer

BELIEF that single nutrients such as omega-3s, sugar or salt can cure or cause all ills is folly, says a leading health scientist.

The key, Professor Stephen Simpson says, is for people to think about food as food and to seek a healthy balance between protein, carbohydrates and fat.

Too much of one for too long can make you fat and unhealthy, or even thin and unhealthy, says Prof Simpson, academic director of the new \$500 million Charles Perkins centre set up at the University of Sydney to fight obesity, diabetes and cardiovascular disease.

"The balance really matters," he told colleagues at an Australian Society for Medical Research conference in Victoria.

His team conducted a study in which 1000 mice were fed 30 different diets with different ratios of protein, carbohydrates and fat.

"If you want to lose weight as a mouse, you go onto a high-protein diet. But if you stay on that too long you will have poor circulating insulin and glucose tolerance.

"If you go too low on protein, you will drive over-consumption and be prone to obesity."

A good balance for a mouse is about 20 per cent protein, about 60 per cent carbohydrates and about 20 per cent fat.

"And mice are not that different from humans," he said.

An interesting finding was that a low-protein diet coupled with high carbohydrates led to obesity. But these mice lived longest and had a healthy balance in their gut.

Prof Simpson said he was concerned about the emphasis on micronutrients such as vitamins, sugar and salt.

"It is unhelpful when people argue everything is the fault of sugar or fat or salt or whatever when what we are dealing with is a balancing problem."

The best type of carbohydrates and fat is limited amounts of sugar and complex, low GI, hard-to-digest foods.

Prof Simpson said healthy fats such as omega-3 were also important.

Originally published as [Prof uses 1000 mice to expose food folly](https://www.news.com.au/national/breaking-news/prof-uses-1000-mice-to-expose-food-folly/news-story/403238e7cccc57b86b689aaa18fa4b95)

<https://www.news.com.au/national/breaking-news/prof-uses-1000-mice-to-expose-food-folly/news-story/403238e7cccc57b86b689aaa18fa4b95>



Research 13.

Characteristics of the community-level diet of Aboriginal people in remote northern Australia

Julie K Brimblecombe, Megan M Ferguson, Selma C Liberato and Kerin O’Dea

Med J Aust 2013; 198 (7): 380–384.

doi: 10.5694/mja12.11407

Abstract

Objective: To describe the nutritional quality of community-level diets in remote northern Australian communities.

Design, setting and participants: A multisite 12-month assessment (July 2010 to June 2011) of community-level diet in three remote Aboriginal communities in the Northern Territory, linking data from food outlets and food services to the Australian Food and Nutrient Database. *~2600 people*

Main outcome measures: Contribution of food groups to total food expenditure; macronutrient contribution to energy and nutrient density relative to requirements; and food sources of key nutrients.

Results: One-quarter (24.8%; SD, 1.4%) of total food expenditure was on non-alcoholic beverages; 15.6% (SD, 1.2%) was on sugar-sweetened drinks. 2.2% (SD, 0.2%) was spent on fruit and 5.4% (SD, 0.4%) on vegetables. Sugars contributed 25.7%–34.3% of dietary energy, 71% of which was table sugar and sugar-sweetened beverages. Dietary protein contributed 12.5%–14.1% of energy, lower than the recommended 15%–25% optimum. Furthermore, white bread was a major source of energy and most nutrients in all three communities. *Mean: 61% carbs, including ~24% refined sugar!*

Conclusion: Very poor dietary quality continues to be a characteristic of remote Aboriginal community nutrition profiles since the earliest studies almost three decades ago. Significant proportions of key nutrients are provided from poor-quality nutrient-fortified processed foods. Further evidence regarding the impact of the cost of food on food purchasing in this context is urgently needed and should include cost-benefit analysis of improved dietary intake on health outcomes.

Dietary improvement for Indigenous Australians is a priority strategy for reducing the health gap between Indigenous and non-Indigenous Australians.¹ Poor-quality diet among the Indigenous population is a significant risk factor for three of the major causes of premature death — cardiovascular disease, cancer and type 2 diabetes.² The 26% of Indigenous Australians living in remote areas experience 40% of the health gap of Indigenous Australians overall.³ Much of this burden of disease is due to extremely poor nutrition throughout life.⁴

< > 2 Estimated energy availability and macronutrient profile, overall and by community

Energy intake	Community A	Community B	Community C	All communities
Macronutrient distribution as a proportion of dietary energy (% [SD])				
Protein	12.5% (0.3)	14.1% (0.8)	13.4% (0.6)	12.7% (0.3)
Fat	24.5% (0.6)	31.6% (1.5)	33.5% (1.1)	25.7% (0.6)
Saturated fat	9.4% (0.3)	11.6% (0.6)	12.1% (0.3)	9.7% (0.3)
Carbohydrate	62.1% (0.8)	53.3% (1.8)	52.1% (1.1)	60.7% (0.8)
Sugars	34.3% (0.8)	28.9% (2.2)	25.7% (1.8)	33.4% (0.7)

<https://www.mja.com.au/journal/2013/198/7/characteristics-community-level-diet-aboriginal-people-remote-northern-australia>

Indigenous Australians are perhaps hardest hit by the Charles Perkins Centre's pro-sugar incompetence and fraud. It's tragic that the sorts of outsiders Charlie worked so hard to help often live in misery and die prematurely via type 2 diabetes and CVD, driven by excess consumption of sugar and other carbohydrate

Characteristics of the community-level diet of Aboriginal people in remote northern Australia

Julie K Birmblecombe
GradDipNut&Diet,
MPH, PhD,
Senior Research Fellow^{1,2}

Megan M Ferguson
BSc, GradDipNut&Diet,
MPH,
Senior Research Officer,¹
and PhD Candidate^{2,3}

Selma C Liberato
GradDipNut&Diet,
MSc, PhD,
Senior Research Officer
(Nutritionist)^{1,2}

Kerri O'Dea
BSc, PhD,
Professor, Population
Health and Nutrition,⁴ and
Honorary Professor⁵

¹ Writing and
Preventable Chronic
Disease, Menzies School of
Health Research,
Darwin, NT.

² Institute of Advanced
Studies, Charles
Darwin University,
Darwin, NT.

³ School of Population
Health, Division of Health
Sciences, University of
South Australia,
Adelaide, SA.

⁴ Menzies School
of Health Research,

Dietary improvement for Indigenous Australians is a priority strategy for reducing the health gap between Indigenous and non-Indigenous Australians.¹ Poor-quality diet among the Indigenous population is a significant risk factor for three of the major causes of premature death — cardiovascular disease, cancer and type 2 diabetes.² The 26% of Indigenous Australians living in remote areas experience 40% of the health gap of Indigenous Australians overall.³ Much of this burden of disease is due to extremely poor nutrition throughout life.⁴

Comprehensive dietary data for Indigenous Australians are not available from national nutrition surveys or any other source. Previous reports on purchased food in remote Aboriginal communities are either dated,⁵ limited to the primary store^{5,6} and/or short-term or cross-sectional in design.^{7,8} These studies have consistently reported low intake of fruit and vegetables, high intake of refined cereals and sugars, excessive

Abstract

Objective: To describe the nutritional quality of community-level diets in remote northern Australian communities.

Design, setting and participants: A multisite 12-month assessment (July 2010 to June 2011) of community-level diet in three remote Aboriginal communities in the Northern Territory, linking data from food outlets and food services to the Australian Food and Nutrient Database.

Main outcome measures: Contribution of food groups to total food expenditure; macronutrient contribution to energy and nutrient density relative to requirements; and food sources of key nutrients.

Results: One-quarter (24.8%; SD, 1.4%) of total food expenditure was on non-alcoholic beverages; 15.6% (SD, 1.2%) was on sugar-sweetened drinks, 2.2% (SD, 0.2%) was spent on fruit and 5.4% (SD, 0.4%) on vegetables. Sugars contributed 25.7%–34.3% of dietary energy, 71% of which was table sugar and sugar-sweetened beverages. Dietary protein contributed 12.5%–14.1% of energy, lower than the recommended 15%–25% optimum. Furthermore, white bread was a major source of energy and most nutrients in all three communities.

Conclusion: Very poor dietary quality continues to be a characteristic of remote Aboriginal community nutrition profiles since the earliest studies almost three decades ago. Significant proportions of key nutrients are provided from poor-quality nutrient-fortified processed foods. Further evidence regarding the impact of the cost of food on food purchasing in this context is urgently needed and should include cost-benefit analysis of improved dietary intake on health outcomes.

was prohibited in the three study communities at the time of our study.

Monthly electronic food (and non-alcoholic beverage) transaction data

egorised into food groups derived from the Australian Food and Nutrient Database AUSNUT 07 food grouping system¹⁰ and beverages were further

<https://www.mja.com.au/journal/2013/198/7/characteristics-community-level-diet-aboriginal-people-remote-northern-australia>

4727.0.55.003 - Australian Aboriginal and Torres Strait Islander Health Survey: Biomedical Results, 2012-13

LATEST ISSUE Released at 11:30 AM (CANBERRA TIME) 10/09/2014 First Issue

Summary Downloads Explanatory Notes Related Information Past & Future Releases

Page tools: Print Page Print All Email Notification RSS eContent Search this Product

	MEDIA RELEASE	
+ Key Findings	10 September 2014	Embargo: 11:30 am (Canberra Time) 13/2/2014
+ Diabetes	Aboriginal and Torres Strait Islander adults experience diabetes 20 years earlier than non-Indigenous adults	
+ Cardiovascular disease	Aboriginal and Torres Strait Islander adults are more than three times as likely as non-Indigenous adults to have diabetes, and they experience it at much younger ages, according to new figures released by the Australian Bureau of Statistics today.	
Chronic Kidney Disease	"Results from the largest ever biomedical collection for Aboriginal and Torres Strait Islander adults, which collected information on a wide range of chronic diseases and nutrition, reveal that diabetes is a major concern," said Dr Paul Jelfs from the ABS.	
Liver Function	"The voluntary blood test results showed that in 2012–13, one in ten Aboriginal and Torres Strait Islander adults had diabetes. This means that, when age differences are taken into account, Aboriginal and Torres Strait Islander adults were more than three times as likely as non-Indigenous adults to have diabetes."	
Exposure to tobacco smoke	"What was even more striking was how much earlier in life Aboriginal and Torres Strait Islander adults experience diabetes. In fact, the equivalent rates of diabetes in the Aboriginal and Torres Strait Islander population were often not reached until 20 years later in the non-Indigenous population," said Dr Jelfs.	
Anaemia	The survey revealed that diabetes was twice as common among Aboriginal and Torres Strait Islander adults living in remote areas. Around one in five in remote areas had diabetes compared with around one in ten in non-remote areas.	
Tadine	Also of interest was the fact that many Aboriginal and Torres Strait Islander adults with diabetes also had signs of other chronic conditions.	
Vitamin D	"More than half of all Aboriginal and Torres Strait Islander adults with diabetes also had signs of kidney disease. This compared with a third of non-Indigenous adults with diabetes", said Dr Jelfs.	
Feature article: Chronic disease results for Aboriginal and Torres Strait Islander and non-Indigenous Australians	"Given these findings, it is not surprising that the death rate for diabetes among Aboriginal and Torres Strait Islander people is seven times higher than for non-Indigenous people."	
Aboriginal and Torres Strait Islander adults experience diabetes 20 years earlier than non-Indigenous adults (Media Release)		
About this Release		
History of Changes		

[http://www.abs.gov.au/ausstats/abs@.nsf/Lookup/by%20Subject/4727.0.55.003~2012-13~Media%20Release~Aboriginal%20and%20Torres%20Strait%20Islander%20adults%20experience%20diabetes%20%20years%20earlier%20than%20non-Indigenous%20adults%20\(Media%20Release\)~130](http://www.abs.gov.au/ausstats/abs@.nsf/Lookup/by%20Subject/4727.0.55.003~2012-13~Media%20Release~Aboriginal%20and%20Torres%20Strait%20Islander%20adults%20experience%20diabetes%20%20years%20earlier%20than%20non-Indigenous%20adults%20(Media%20Release)~130)

<https://www.australianparadox.com/pdf/Letter-to-ACCC.pdf>

6. Early evidence Novo deeply involved in USyd/JBM's Low GI Diet, pioneering feeding sugar to T2D victims

ORIGINAL ARTICLES | VOLUME 339, ISSUE 8807, P1432-1435, JUNE 13, 1992

Double-blind crossover comparison of awareness of hypoglycaemia in patients reporting lack of awareness of hypoglycaemia on porcine and human insulins in

S. Colagiuri, FRACP, J.J. Miller, PhD

Published: June 13, 1992 • DOI: [https://doi.org/10.1016/S0140-6736\(92\)92028-E](https://doi.org/10.1016/S0140-6736(92)92028-E)

J.J. Miller

Affiliations
Novo Nordisk Pharmaceuticals, North Rocks, United States

> Search for articles by this author

Abstract

Article info

Abstract

There has been much debate about reports that some insulin-treated diabetic patients lose awareness of hypoglycaemic symptoms on changing from porcine to human insulin. In a double-blind, crossover study, we sought differences between porcine and human insulin in the frequency and characteristics of hypoglycaemic episodes among patients who reported a reduction of awareness of hypoglycaemia after changing treatment. We studied 50 patients referred by their physicians because of complaints of lack of awareness of hypoglycaemia on human insulin. They had had diabetes for a mean of 20 (SD 12) years and 70% had good or acceptable glycaemic control. Each patient was treated in a double-blind manner for four 1-month periods, two with human and two with porcine insulin, in random order. Only 2 patients correctly identified the sequence of insulin treatments used; 8 or 9 would have been expected to do so by chance alone. The mean percentage of hypoglycaemic episodes associated with reduced or absent awareness was 64% (SD 30%) for human insulin and 69% (31%) for porcine insulin. We could find no statistically significant differences between the insulin species with respect to glycaemic control or the frequency, timing, severity, or awareness of hypoglycaemia. Reduced hypoglycaemia awareness is common with both human and porcine insulins.

[https://www.thelancet.com/journals/lancet/article/PII0140-6736\(92\)92028-E/fulltext](https://www.thelancet.com/journals/lancet/article/PII0140-6736(92)92028-E/fulltext)



The American Journal of Clinical Nutrition

Volume 50, Issue 3, September 1989, Pages 474-478



Original Research Communications: General: Carbohydrates

Metabolic effects of adding sucrose and aspartame to the diet of subjects with noninsulin-dependent diabetes mellitus

S. Colagiuri¹, J.J. Miller¹, R.A. Edwards¹

Show more

+ Add to Mendeley Share Cite

<https://doi.org/10.1093/ajcn/50.3.474>

Get rights and content

ABSTRACT

This study compared the effects of adding sucrose and aspartame to the usual diet of individuals with well-controlled noninsulin-dependent diabetes mellitus (NIDDM). A double-blind, cross-over design was used with each 6-wk study period. During the sucrose period, 45 g sucrose (9% of total daily energy) was added, 10 g with each main meal and 5 g with each between-meal beverage. An equivalent sweetening quantity of aspartame (162 mg) was ingested during the aspartame period. The addition of sucrose did not have a deleterious effect on glycaemic control, lipids, glucose tolerance, or insulin action. No differences were observed between sucrose and aspartame. Sucrose added as an integral part of the diabetic diet does not adversely affect metabolic control in well-controlled NIDDM subjects. Aspartame is an acceptable sugar substitute for diabetic individuals but no specific advantage over sucrose was demonstrated.

<https://www.sciencedirect.com/science/article/abs/pii/S0002916523435800?via%3Dihub>

Comparison of Plasma Glucose, Serum Insulin, and C-Peptide Responses to Three Isocaloric Breakfasts in Non-Insulin-Dependent Diabetic Subjects

STEPHEN COLAGIURI, M.D., JOHN J. MILLER, M.Sc., JENNY L. HOLLIDAY, B.Sc., AND ELLEN PHELAN, R.N.

While differences in glucose and insulin responses to specific carbohydrate foods have been reported, few data are available for mixed meals incorporating such foods. This study compared the plasma glucose (PG), serum insulin (SI), and C-peptide (CP) responses to three different isocaloric test breakfasts given in random order to eight insulin-treated non-insulin-dependent diabetes mellitus (NIDDM) patients. The test meals were selected from a hospital food exchange list and contained similar quantities of carbohydrate, protein, fat, and dietary fiber. The postprandial PG, SI, and CP responses to two of the test breakfasts (meal A: eggs, toasted wholemeal bread, orange juice, margarine, and milk; meal B: wheatflake biscuits, toasted wholemeal bread, milk, and margarine) were similar (meal A: 104.3 ± 23.0 mg · h · dl⁻¹, 5996 ± 1108 μU · min · ml⁻¹, and 89.8 ± 25.4 pmol · min · ml⁻¹, respectively; meal B: 104.9 ± 21.6 mg · h · dl⁻¹, 6268 ± 1161 μU · min · ml⁻¹, and 99.8 ± 26.4 pmol · min · ml⁻¹, respectively). Meal C, consisting of toasted muesli and skim milk, produced smaller glycaemic and insulin responses (46.8 ± 8.8 mg · h · dl⁻¹; $P < .02$, and 4369 ± 700 μU · min · ml⁻¹; $P < .05$, respectively) than meals A and B and less endogenous insulin secretion (CP response 62.8 ± 19.9 pmol · min · ml⁻¹; $P < .05$ compared with meal A, NS compared with meal B). The lower glycaemic response after meal C could be explained by differences in method of food processing resulting in a decreased availability of starch to amylolytic enzymes, the higher content in meal C of sucrose, lactose, and fructose, which are associated with a low glycaemic index, and by quantitative and qualitative differences in fiber. While food exchange lists are generally useful in planning diets for diabetic persons, some modification to current lists may be necessary to take into account the processing method and nature of the carbohydrates in the food when considering the equivalence of individual food items. DIABETES CARE 1986; 9:250-54.

Food exchange lists are commonly used for planning the diet of a person with diabetes. The basic assumption of such lists is that isocaloric quantities of foods grouped according to their basic nutrient content can be exchanged with one another and have similar effects on postprandial glycaemia. The validity of the exchange system for carbohydrate foods has been challenged by recent studies that have demonstrated that the physiologic effects of food ingestion cannot be predicted simply from their chemical composition.¹⁻⁴ Factors such as the way food is prepared or processed, the nature of the food carbohydrates, certain types of dietary fiber, interactions of carbohydrate with proteins and lipids, and the presence of antinutrients affect postprandial glycaemia and insulinemia.⁵⁻¹⁰

While individual food items have been studied, few data

are available for mixed meals.^{6,11} The aim of the present study was to compare postprandial glucose (PG), serum insulin (SI), and C-peptide (CP) responses to three meals selected from food exchange lists containing similar amounts of carbohydrate, fat, and protein in insulin-treated persons with non-insulin-dependent diabetes mellitus (NIDDM).

PATIENTS AND METHODS

Eight patients (four women and four men) who fulfilled the National Diabetes Data Group criteria for NIDDM¹² and were being treated with insulin were studied. The clinical details of the patients are shown in Table 1. All subjects were being treated with twice-daily injections of insulin. Six were receiving a bovine/porcine biphasic insulin (Rapitard MC, Novo

250

DIABETES CARE, VOL. 9 NO. 3, MAY-JUNE 1986

TABLE 1
Clinical details of subjects studied

Subject	Sex	Age (yr)	BMI (kg/m ²)*	Glycosylated hemoglobin (%)	Duration of diabetes (yr)	Duration of insulin treatment (yr)	Insulin binding capacity (%)
1	M	69	26.6	7.9	7	5	3
2	M	42	27.1	8.9	2	0.5	0.1
3	F	79	18.8	7.8	10	8	1.4
4	F	63	27.9	6.0	1.5	0.5	0
5	F	68	27.6	11.6	18	6	3
6	M	65	23.2	6.9	2	1	4
7	M	51	26.5	11.7	6	2	0
8	F	54	27.9	10.7	5	3	4
Mean ± SEM		61.4 ± 4.2	25.7 ± 1.1	8.9 ± 0.8	6.4 ± 2.0	3.3 ± 1.0	1.9 ± 0.6

*Body mass index.

TABLE 2
Composition of test meals

	Meal A	Meal B	Meal C
Carbohydrate (g)			
Total	54	55	60
Starch and dextrins	24	38	28
Sugars	30	17	32
Glucose	10.2	0.2	3.3
Fructose	8.9	0.2	3.0
Lactose	1.4	16.2	14.3
Sucrose	9.5	0.4	11.4
Protein (g)	21	20	17
Fat (g)	18	19	19
Dietary fiber (g)	3.6	5.1	5.4
Energy (kcal)	470	470	480

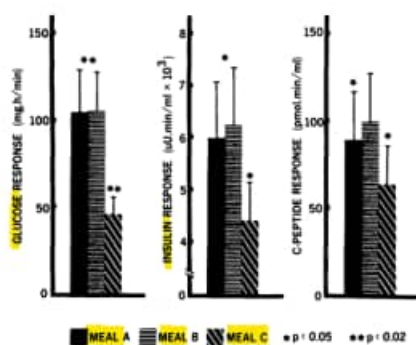


FIG. 2. Glycemic, insulin, and C-peptide responses to 3 different breakfast meals.

after meal C (0.54 ± 0.18 pmol/ml) than after meal A (0.88 ± 0.27 pmol/ml, NS) or after meal B (1.07 ± 0.29 pmol/ml, $P < .02$). Figure 2 shows the CP response to each meal. Meals A and B produced similar responses (89.8 ± 25.4 and 99.8 ± 26.4 pmol \cdot min \cdot ml $^{-1}$, respectively). The CP response after meal C (62.8 ± 19.9 pmol \cdot min \cdot ml) was significantly less than that after meal A ($P < .05$). The CP response paralleled the glycemic responses to meals.

DISCUSSION

This study has shown that breakfast meals selected from food exchange lists and containing similar amounts of carbohydrate, protein, and fat do not necessarily produce equivalent PG responses in insulin-treated persons with NIDDM. The glycemic responses to meals A and B were almost identical, but the response to the muesli and milk breakfast (meal C) was approximately half that observed with the other two test meals. These differing responses in insulin-treated patients were associated with changes in SI and CP responses, which indicated diminished endogenous insulin secretion during meal C.

Differences in the methods of processing, the nature of the carbohydrates, and the type of dietary fiber of the food items included in the test meals may account for the observed differences in PG, SI, and CP responses.

During processing, the wheat starch in bread (meals A and B) and wheatflake biscuits (meal B) is fully gelatinized (hydration and swelling of the starch granule) and partially digested by native and exogenous amylases (dextrinization).¹⁵ In contrast, the starch in the rolled oats, which is the major ingredient of the muesli (meal C), is only partially gelatinized, despite the heat treatments applied during processing.¹⁵ Milling of oats to produce rolled oats results in less mechanical disruption of the oat grain compared with the disruptions

caused by the milling of wheat to produce flour for use in breadmaking and the cooking at high temperatures and pressure and flaking of wheat used in the making of the wheatflake biscuit.¹⁵ Gelatinization of starch and mechanical disruption of grain structure increase the digestibility of starch presumably by increasing the availability of starch to amylolytic enzymes during both processing and digestion.^{6,9} The lower PG and endogenous insulin effects of the muesli and milk breakfast may in part be due to the reduced availability of the starch in the rolled oats. Our finding is consistent with other studies that have indicated that the nature of starch is an important determinant of blood glucose and insulin responses to foods in normal and diabetic individuals.^{13,3} For example, Collings et al.⁷ demonstrated a greater glycemic response to cooked (i.e., gelatinized) starch compared with raw ungelatinized starch.

Although the total carbohydrate intake provided by each meal was similar, there were differences in the proportion of simple and complex carbohydrate among the test meals. Meal C contained more simple carbohydrate in the form of lactose, sucrose, and fructose than the other meals. These sugars have less effect on PG than either glucose or cooked starch and the proportionately higher content of these sugars in meal C may have contributed in part to the lower glycemic response after that meal.^{11,14} However, comparison of the glycemic responses to meals A and B demonstrates that other factors are operative. Meal B, which contained the largest amount of complex carbohydrate and the least amount of simple carbohydrate, produced an equivalent glycemic response to meal A, which contained the least amount of complex carbohydrate.

While dietary fiber intakes provided by the test meals were similar, oats contain oat gum.¹⁷ This storage polysaccharide hydrates to produce an extremely viscous solution like guar. Fibers of this type delay the absorption of carbohydrates and result in less postprandial hyperglycemia.¹⁸ Although fiber intakes were small in our study compared with those that have shown such effects, the difference in the type of dietary fiber in meal C may have made a minor contribution to the lower glycemic response to this meal.

The validity of currently available exchange lists for carbohydrate foods has been challenged on the basis of the glycemic index of individual food items. However, Coulston et al.¹⁹ have questioned the use of the glycemic index of individual food items in predicting the glycemic response to mixed meals incorporating these foods. Nuttall et al.¹¹ noted only small differences when comparing the glycemic effects of four test breakfasts selected using the American Diabetes Association Food Exchange Lists in untreated NIDDM patients. The demonstration that one of our test breakfasts did not produce the predicted response does not undermine the general usefulness of exchange lists. However, some modification may be necessary to take into account the processing method and the nature of the carbohydrates when considering the equivalence of individual items. Until the results of further studies are available, individuals who use self-monitoring of blood glucose are in a position to identify potentially equiv-

alent mixed meals that may not produce the theoretically equivalent PG response and make the necessary and important adjustments to their diet.

From the Departments of Endocrinology and Metabolism, and Nutrition and Dietetics, Prince of Wales Hospital; and the School of Food Technology, University of New South Wales; Sydney, Australia.

Address reprint requests to Dr. Stephen Colagiuri, Department of Endocrinology and Metabolism, Prince of Wales Hospital, 66 High Street, Randwick, N.S.W., 2031, Australia.

REFERENCES

- Jenkins, D. J. A., Wolever, T. M. S., Taylor, R. H., et al.: Glycemic index of foods: a physiological basis for carbohydrate exchange. *Am. J. Clin. Nutr.* 1981; 34:362-66.
- Jenkins, D. J. A., Taylor, R. H., and Wolever, T. M. S.: The diabetic diet, dietary carbohydrate and differences in digestibility. *Diabetologia* 1982; 23:477-84.
- Jenkins, D. J. A., Wolever, T. M. S., Jenkins, A. L., et al.: The glycemic index of foods tested in diabetic patients: a new basis for carbohydrate exchange favouring the use of legumes. *Diabetologia* 1983; 24:257-64.
- Council on Nutrition of the American Diabetes Association: Glycemic effects of carbohydrates. *Diabetes Care* 1984; 7:607-608.
- Crapo, P. A., Reaven, G., and Olefsky, J.: Postprandial plasma-glucose and -insulin responses to different complex carbohydrates. *Diabetes* 1977; 26:1178-83.
- O'Dea, K., Neale, P. J., and Antonoff, L.: Physical factors influencing postprandial glucose and insulin responses to starch. *Am. J. Clin. Nutr.* 1980; 33:760-65.
- Collings, P., Williams, C., and MacDonald, L.: Effects of cooking on serum glucose and insulin responses to starch. *Br. Med. J.* 1981; 282:1032.
- Jenkins, D. J. A., Wolever, T. M. S., Jenkins, A. L., Lee, R., Wong, G. S., and Josse, R.: Glycemic response to wheat products:

reduced response to pasta but no effect of fiber. *Diabetes Care* 1983; 6:155-59.

⁹ Bjorck, I., Asp, N. G., Birkhed, D., and Lundquist, I.: Effects of processing on availability of starch for digestion in vitro and in vivo. I. Extrusion cooking of wheat flours and starch. *J. Cereal Sci.* 1984; 2:91-103.

¹⁰ Brand, J. C., Nicholson, P. L., Thorburn, A. W., and Truswell, A. S.: Food processing and the glycemic index. *Am. J. Clin. Nutr.* 1985; 42:1192-96.

¹¹ Nuttall, F. Q., Mooradian, A. D., DeMarais, R., and Parker, S.: The glycemic effect of different meals approximately isocaloric and similar in protein, carbohydrate, and fat content as calculated using the ADA exchange lists. *Diabetes Care* 1983; 6:432-35.

¹² National Diabetes Data Group: Classification and diagnosis of diabetes mellitus and other categories of glucose intolerance. *Diabetes* 1979; 28:1039-57.

¹³ Thomas, S., and Corden, M., Eds.: Metric Tables of Composition of Australian Foods. Canberra, Australian Government Publishing Service, 1977.

¹⁴ Heding, L. G.: Radioimmunochemical determination of C-peptide in serum. *Diabetologia* 1975; 1:541-48.

¹⁵ Kent, N. L.: Technology of Cereals with Special Reference to Wheat, 2nd ed. Oxford, UK, Pergamon, 1978:241-55.

¹⁶ Bantle, J. P., Laine, D. C., Castle, G. W., Thomas, J. W., Hoogwert, B. J., and Goetz, F. C.: Postprandial glucose and insulin responses to meals containing different carbohydrates in normal and diabetic subjects. *N. Engl. J. Med.* 1983; 309:7-12.

¹⁷ Lewis, B. A.: Physical and biological properties of structural and other nondigestible carbohydrates. *Am. J. Clin. Nutr.* 1978; 31:582-85.

¹⁸ Anderson, J. W., Midgley, W. R., and Wedman, B.: Fiber and diabetes. *Diabetes Care* 1979; 2:369-79.

¹⁹ Coulston, A. M., Hollenbeck, C. B., Liu, G. C., Williams, R. A., Starich, G. H., Mazzferri, E. L., and Reaven, G. M.: Effect of source of dietary carbohydrate on plasma glucose, insulin, and gastric inhibitory polypeptide responses to test meals in subjects with noninsulin-dependent diabetes mellitus. *Am. J. Clin. Nutr.* 1984; 40:965-70.

LETTERS TO THE EDITOR

Comparison of glycaemic control with human and porcine insulins — a meta-analysis. Anthony G. Shannon, Stephen Colagiuri, John J. Miller 49

Economic and educational status of zidovudine recipients in Melbourne. M. Lindsay Grayson, John J. McNeil, C.R. Lucas 49

Immunological abnormalities in the chronic fatigue syndrome. A.G. Dalgleish 50

William Douglas 50

John Nielsen 50

Andrew Lloyd, Ian Hickie, Denis Wakefield 51

Claims for obstetrical negligence. M. Armstrong 52

Ultrasound and ovarian cysts. W.J. Garrett, M. Coppleson, R.J.F. McInerney 52

Cautions in the use of herbal remedies during pregnancy and for small children. Stanislaw Talalaj, Andrew Czechowicz 52

The Gynaeseal diaphragm tampon. John F. Cattanech 52

Withholding cardiopulmonary resuscitation. S.A. Tuohy 53

Drug regulation in Australia. Jeff Adams 53

Ivor Surveyor 53

Rod C. Hall 54

Zinc monoglycerolate is effective against oral herpetic sores. Amphawan Apisariyakulm, Duang Buddhasukh, Sakda Apisariyakul, B. Ternai 54

Prosthetic legs revisited. B.D. Zeman, A.S. Prakash, R. Adler 54

Cardiopulmonary complications of mitomycin-C. John Mackintosh 55

The challenge of mustard-gas keratopathy. Frank English, Yale Bennett 55

Diabetes follow-up programme. Olivia Henry, Mary Sheedy, Jeremy N. Oats, Norman A. Beischer 56

How not to select a candidate. Richard Williams 56

Comparison of glycaemic control with human and porcine insulins — a meta-analysis

To the Editor: On December 1, 1989, porcine insulin was deleted from the Schedule of Pharmaceutical Benefits. As a result, more than 40 000 insulin-treated persons will have been transferred to treatment with human insulin. There are concerns that the transfer from porcine to human insulin will result in worse glycaemic control. Some studies have reported higher fasting blood-glucose and glycosylated haemoglobin levels with human insulin compared with porcine insulin. However, other studies have reported either no difference between human and porcine insulins or improved glycaemic control with human insulin. What overall conclusion can be drawn from these studies? Meta-analysis is a statistical technique to

fasting blood-glucose nor the mean blood-glucose levels changed significantly.

This analysis of the available data shows that there is no evidence to support a deterioration of diabetic control with transfer from porcine to human insulin. On the basis of glycaemic control, human and porcine insulins therapeutically are equivalent.

Anthony G. Shannon, PhD
University of Technology School of Mathematical Sciences
15-75 Broadway, Sydney, NSW 2007

Stephen Colagiuri, FRACP
The Prince of Wales Hospital
High Street, Randwick, NSW 2031

John J. Miller, PhD
CSL-Novo Pty Ltd
22 Loyalty Road, North Rocks, NSW 2151

1. L'Abbe KA, Deitsky AS, O'Rourke K. Meta-analysis in clinical research. *Ann Intern Med* 1987; 107: 224-233.

2. Baevre H, Sovik O, Vidnes J, Wefring KW. Comparison of monocomponent human and porcine insulin in the treatment of newly diagnosed diabetic children with respect to immuno-

non-insulin dependent diabetes. *Med J Aust* 1984; 140: 200-202.

16. Paus PN, Bassoe HH, Dahl-Jorgensen K, et al. Comparison of monocomponent porcine and semisynthetic human insulin with regard to glucose control, insulin requirement and anti-insulin antibodies. *Diabetologia* 1983; 25: 185.

17. Pedersen C, Hoegholm A. A comparison of semisynthetic human NPH insulin and porcine NPH insulin in the treatment of insulin-dependent diabetes mellitus. *Diabetic Med* 1987; 4: 304-306.

18. Raikin P, Eitzwiler DD, Davidson JK, et al. Rapid decrease of insulin specific IgG antibody levels in insulin-dependent patients transferred to semi-synthetic human insulin. *Diabetes Res* 1987; 6: 123-128.

19. Sestoft L, Volund A, Gammeltoft S, et al. The biological properties of human insulins. Subcutaneous absorption, receptor binding and the clinical effect in diabetes assessed by a new statistical method. *Acta Med Scand* 1982; 212: 21-28.

20. Sonnenberg GE, Chantelau E, Sundermann S, et al. Human and porcine regular insulins are equally effective in subcutaneous replacement therapy. *Diabetes* 1982; 31: 600-602.

21. Zuppinger K, Aebi C, Fankhauser S, et al. Comparison of human and porcine insulin therapies in children with newly diagnosed diabetes mellitus. *Diabetologia* 1987; 30: 912-915.

<https://pubmed.ncbi.nlm.nih.gov/2136763/>

THE LANCET

Submit

LETTERS TO THE EDITOR | VOLUME 340, ISSUE 8814, P301-303, AUGUST 01, 1992

Human insulin and hypoglycaemia

Matthias Egger • George Davey Smith • Arthur Teuscher • Ernst Von Kriegstein • Stephen Colagiuri • John J Miller et al. Show all authors

Published: August 01, 1992 • DOI: [https://doi.org/10.1016/0140-6736\(92\)92387-U](https://doi.org/10.1016/0140-6736(92)92387-U)

John J Miller

Affiliations
Novo Nordisk Pharmaceuticals, North Rocks, United States

> Search for articles by this author

[https://www.thelancet.com/journals/lancet/article/PII0140-6736\(92\)92387-U/fulltext](https://www.thelancet.com/journals/lancet/article/PII0140-6736(92)92387-U/fulltext)

The JOURNAL of PEDIATRICS

Articles Publish Topics About Contact

CLINICAL AND LABORATORY OBSERVATION | VOLUME 121, ISSUE 3, P410-413, SEPTEMBER 1992

Download Full Issue

Variability of breath hydrogen excretion in breast-fed infants during the first three months of life

PhD Janelle Brand Miller • BSc Marian Bokdam • MB, ChB, FRACP Patricia McVeagh • PhD John J Miller

DOI: [https://doi.org/10.1016/S0022-3476\(05\)81797-4](https://doi.org/10.1016/S0022-3476(05)81797-4)

John J Miller

Affiliations
Human Nutrition Unit, University of Sydney, Sydney, Australia

Tresillian Family Care Centres, Sydney, Australia

> Search for articles by this author

[https://www.jpeds.com/article/S0022-3476\(05\)81797-4/pdf#%20](https://www.jpeds.com/article/S0022-3476(05)81797-4/pdf#%20)

World-renowned Gerald Reaven ("Syndrome X") was warning against sugary high-carb for T2D victims in 1985

Way back in the 1980s when Novo's John J. Miller, Stephen Colagiuri and JBM were just starting their work "managing" T2D victims with "Low GI" diets, world-renowned ("Syndrome X") diabetologist Gerald Reaven published studies confirming "Deleterious metabolic effects of high-carbohydrate, sucrose-containing diets in patients with non-insulin-dependent diabetes mellitus [T2D]" and advising the avoidance of the sorts of sugary high-carbohydrate ("Low GI") diets that USyd was starting to popularise: **"it seems prudent to avoid the use of low-fat, high-carbohydrate diets containing moderate amounts of sucrose in patients with NIDDM [T2D]"**.

Oh Dear! Talk about worse than useless. Spare a thought for the countless Australian T2D victims over the past four decades who have been forced to suffer lifelong misery before an early death.

Metabolism
Clinical and Experimental

Articles Publish About Contact

RESEARCH ARTICLE | VOLUME 34, ISSUE 10, P962-966, OCTOBER 1985 | Download Full Issue

Metabolic effects of added dietary sucrose in individuals with noninsulin-dependent diabetes mellitus (NIDDM)

Ann M. Coulston • Clarie B. Hollenbeck • C. Christopher Donner • Robin Williams • Yar-Ai M. Chiou • **Gerald M. Reaven**, A.

DOI: [https://doi.org/10.1016/0026-0495\(85\)90146-5](https://doi.org/10.1016/0026-0495(85)90146-5)

Abstract

This paper is only available as a PDF. To read, Please Download here.

Abstract

This study addresses the metabolic effects of sucrose in the diets of 11 individuals with noninsulin-dependent diabetes mellitus (NIDDM). Each of two dietary periods were 15 days in length, and contained 50% of the calories as carbohydrate, 30% as fat, and 20% as protein. The only variable between the two periods was the percentage of total calories as sucrose, 18% v 1%. Fasting blood samples were analyzed for plasma glucose and insulin as well as total plasma VLDL-, LDL- and HDL-cholesterol and triglyceride concentrations. In addition, postprandial blood samples were obtained for the measurement of plasma glucose, insulin and triglyceride concentrations. Fasting plasma glucose, insulin, and day-long insulin concentrations were similar between the two diets. However, the addition of sucrose in amounts comparable to those typically consumed by the general population resulted in significantly elevated day-long glucose ($P < 0.05$) and triglyceride ($P < 0.05$) responses, as well as elevated fasting total plasma cholesterol ($P < 0.001$), triglyceride ($P < 0.05$), VLDL-cholesterol ($P < 0.01$), and VLDL-triglyceride ($P < 0.05$) concentrations. LDL-cholesterol and HDL-cholesterol concentrations were unchanged during the added sucrose diet. It is clear that the consumption of diets containing moderate amounts of sucrose resulted in changes to plasma lipid and postprandial glucose concentrations that have been identified as risk factors for coronary artery disease. Therefore, it seems prudent at this time to advise patients with NIDDM to avoid added dietary sucrose.

[https://www.metabolismjournal.com/article/0026-0495\(85\)90146-5/abstract](https://www.metabolismjournal.com/article/0026-0495(85)90146-5/abstract)

THE AMERICAN JOURNAL of MEDICINE
Official Journal of the American Association of Clinical Nutrition

RESEARCH ARTICLE | VOLUME 82, ISSUE 2, P213-220, FEBRUARY 1987 | Download Full Issue

Deleterious metabolic effects of high-carbohydrate, sucrose-containing diets in patients with non-insulin-dependent diabetes mellitus

Ann M. Coulston, M.S. • Clarie B. Hollenbeck, Ph.D. • Arthur L.M. Swicklock, M.D. • Y-D. Ida Chen, Ph.D. • **Gerald M. Reaven, M.D.**, A.

DOI: [https://doi.org/10.1016/0002-9343\(87\)90058-1](https://doi.org/10.1016/0002-9343(87)90058-1)

Abstract

This paper is only available as a PDF. To read, Please Download here.

Abstract

The effects of variations in dietary carbohydrate and fat intake on various aspects of carbohydrate and lipid metabolism were studied in patients with non-insulin-dependent diabetes mellitus (NIDDM). Two test diets were utilized, and they were consumed in random order over two 15-day periods. One diet was low in fat and high in carbohydrate, and corresponded closely to recent recommendations made by the American Diabetes Association (ADA), containing (as percent of total calories) 20 percent protein, 20 percent fat, and 60 percent carbohydrate, with 10 percent of total calories as sucrose. The other diet contained 20 percent protein, 40 percent fat, and 40 percent carbohydrate, with sucrose accounting for 3 percent of total calories. Although plasma fasting glucose and insulin concentrations were similar with both diets, incremental glucose and insulin responses from 8 a.m. to 4 p.m. were higher ($p < 0.01$), and mean (\pm SEM) 24-hour urine glucose excretion was significantly greater (55 ± 16 versus 26 ± 4 g/24 hours $p < 0.02$) in response to the low-fat, high-carbohydrate diet. In addition, fasting and postprandial triglyceride levels were increased ($p < 0.001$ and $p < 0.05$, respectively) and high-density lipoprotein (HDL) cholesterol concentrations were reduced ($p < 0.02$) when patients with NIDDM ate the low-fat, high-carbohydrate diet. Finally, since low-density lipoprotein (LDL) concentrations did not change with diet, the HDL/LDL cholesterol ratio fell in response to the low-fat, high-carbohydrate diet. These results document that low-fat, high-carbohydrate diets containing moderate amounts of sucrose, similar in composition to the recommendations of the ADA, have deleterious metabolic effects when consumed by patients with NIDDM for 15 days. Until it can be shown that these untoward effects are evanescent, and that long-term ingestion of similar diets will result in beneficial metabolic changes, it seems prudent to avoid the use of low-fat, high-carbohydrate diets containing moderate amounts of sucrose in patients with NIDDM.

[https://www.amjmed.com/article/0002-9343\(87\)90058-1/abstract](https://www.amjmed.com/article/0002-9343(87)90058-1/abstract)

7. Opinionated, dishonest Stewart Truswell is main scientific author of faulty *Australian Dietary Guidelines*

Countdown to disaster: Sydney University's Professor Stewart Truswell imposes shonky US advice on NHMRC and the rest of us

January 1961: Ancel Keys, Frederick Stare, Jerimiah Stamler and the American Heart Association began promoting a speculative anti-fat, pro-carb story: *Dietary Fat and Its Relation to Heart Attacks and Strokes* <https://www.ahajournals.org/doi/pdf/10.1161/01.CIR.23.1.133>

1967: Harvard science careerists Fred Stare (head of Harvard's nutrition department) and Mark Hegsted (later the head of nutrition at the United States Department of Agriculture, where in 1977 (see below) he helped draft US *Dietary Goals*) were paid by the sugar industry to formally downplay the role of sugar in causing heart disease, **falsely promoting saturated fat in meat, eggs and dairy as the main dietary villain**: <https://www.nytimes.com/2016/09/13/well/eat/how-the-sugar-industry-shifted-blame-to-fat.html>

January 1971: Ancel Keys delivered a false and unscientific smackdown of English scientist John Yudkin's (correct) claim that refined sugar (sucrose) - not total dietary fat or saturated fat - is the main dietary evil. The infamous journal article is called *SUCROSE IN THE DIET AND CORONARY HEART DISEASE*: https://www.australianparadox.com/pdf/keys_1971.pdf

February 1977: The first *Dietary Goals for the United States* were published by the US Government, prioritising a big reduction of total fat intake (saturated fat in particular) alongside a big increase in carbohydrate intake: <https://naldc.nal.usda.gov/catalog/1759572>

1977: London University professor of nutrition Stewart Truswell (formerly a South African) was given a copy of the new US *Dietary Goals*. He praised them in *Lancet*, providing "a rare positive independent review to balance against a host of critics in the USA". But when he sought to promote similar national nutrition goals as a great plan for Great Britain, "The British [nutrition] establishment was unmoved": <https://www.australianparadox.com/pdf/Truswell-Origins-Diet-Guidelines.pdf>

1978 and 1979: After hitting stiff resistance in the UK, Truswell abandoned the UK for Australia, arriving in May 1978 as the University of Sydney's first eminent Professor in Human Nutrition. Cultural cringe activated and doors opened. After hijacking our local Dietitians union, Truswell wrote his dietary guidelines for Australians. In April 1979, within a year of his arrival, the Commonwealth Department of Health helped Truswell launch Dietary Goals for Australia. Notably, "There was no background review of the scientific literature at the time...".

1980: The first US *Dietary Guidelines for the United States* were published, converting 1977's dietary goals into dietary advice some 200 million Americans: <https://health.gov/sites/default/files/2019-10/1980thin.pdf>

1982: NHMRC helped Truswell publish his first version of our *Australian Dietary Guidelines* (called Dietary Guidelines for Australians).

1982-present: The University of Sydney's Stewart Truswell has been the dominating scientific author of NHMRC's ADGs for four decades, with today's faulty 45-65% carbohydrate advice helping millions of Australians to get fat and sick: Unconscionably, Diabetes Australia, the RACGP and the Dietitians Association of Australia continue to promote NHMRC's clearly harmful 45-65%-carbohydrate advice to millions of Australians with and at risk of type 2 diabetes. Indigenous Australians die from type 2 diabetes at a rate seven times that of the rest of us.

p. viii <https://www.australianparadox.com/pdf/RR-letter-Aust-Parliament-June-2021.pdf>

In late-1970s/early 1980s, Truswell promoted anti-fat, pro-sugar nonsense to impressionable underlings

The young researcher was encouraged to challenge dietary dogma after watching Professor Stewart Truswell, the university's head of nutrition, happily adding a spoonful of "white death" to his coffee. He pointed Brand-Miller to research backing his choice to have sugar in moderation. "I realised views about sugar were not based on science."

A diagnosis of diabetes was bad enough, she figured, without the directive to give up everything sweet. "I thought people would be more likely to have porridge if they could sprinkle sugar on it and more likely to eat wholemeal bread if it had a dollop of honey."

Some of her most vocal early critics were hospital dieticians working on the same campus who were worried people might think they could eat lots of sugar.

<https://www.smh.com.au/world/taking-the-sweet-with-the-sour-20030419-gdgmis.html>

In mid-late 1980s, Truswell let "fox into the hen house": John J. Miller's Novo influence dominated for decades

- **Professor A. S. Truswell for permission to use the facilities of the Human Nutrition Unit, University of Sydney,**

<https://www.australianparadox.com/pdf/PhD-Dr-John-James-Miller-UNSW.pdf>

DIETARY GUIDELINES: THEORY AND PRACTICE

A. STEWART TRUSWELL

When I first became a professor of human nutrition in 1971 at London University, public health nutrition seemed to be drifting without a compass (Truswell 1980). The first era of vitamin research was over. Some people thought there were no more nutritional problems to solve (Dubos 1979). Concern about meeting the protein gap for developing countries was thought by some to be a fiasco (McLaren 1974). Public advice on prevention of coronary heart disease was in conflict between the fat and sucrose theories (Lewis et al. 1974). The new dietary fibre hypothesis was attracting middle class interest ahead of a scientific structure for it. Carbohydrates had a bad press and low carbohydrate diets were fashionable for treating obesity!

When the first edition of *Dietary Goals for the USA* was published in February 1977 an early copy was brought across the Atlantic by Dr Hugh Trowell who gave it to the editor of the *Lancet*. The latter asked me to write an (unsigned) editorial and I welcomed the new goals (Anonymous 1977) without realizing the US political background. My editorial has pride of place in the 869 page volume of supplemental views (Select Committee on Nutrition and Human Needs 1977). It was the first international commentary to appear and a rare positive independent review to balance against a host of critics in the USA. In the next year I tried to pass on my enthusiasm for the US dietary goals to colleagues in Britain (Truswell 1977; Truswell 1978a) at the Nutrition Society and the British Nutrition Foundation. The British establishment was unmoved. Some of the ideas were, however, embodied in suggestions called 'the Better British Diet' (Passmore et al. 1979) published soon after I came to Australia.

II. DEVELOPMENT OF DIETARY GOALS AND GUIDELINES IN AUSTRALIA

I came to Australia to start the Chair of Human Nutrition at Sydney University in May 1978 and one of the new ideas I brought with me from the north was dietary goals. I had the opportunity to explain them as opening speaker at a large seminar organized by the Dietitians' Association in Sydney in August (Truswell 1978b). The Association resolved at the end of the seminar to set up a committee to develop proposals for a national nutrition policy. The committee first tried to collect views from 150 people and organizations in Australia who might be interested or affected. But we received very few replies and so decided to draft ourselves a set of dietary guidelines for Australians (Australian Association of Dietitians 1979). Meanwhile I helped with the chapter on diet and health in the report by Davidson et al. (1979) on health promotion for the Commonwealth Department of Health. One of this report's main recommendations was that 'work on the formulation of a national nutrition policy with dietary goals for Australia be continued'.

Dietary goals for Australia were first presented on 27 April 1979 by Dr 'Spike' Langsford then First Assistant Director-General of the Public Health Division in the Commonwealth Department of Health. The setting was a two-day double conference on nutrition held at the Australian Academy of Science in Canberra, with support from dietitians' organizations, the food industry, consumer organizations, the National Heart Foundation and a postgraduate medical organization (Australian Commonwealth Department of Health 1979a; 1979b). Dr Langsford dealt with departmental publications, recommended dietary allowances, diet for pregnancy, infant feeding, etc. and concluded 'I would like to propose for your consideration a set of eight dietary goals for Australians, drawn from the Department's food and nutrition policy' (Langsford 1979). The setting was conducive to a positive reaction. These dietary goals were put together in small rooms in the Commonwealth Department of Health. I was the only nutritionist from outside the Department involved in the drafting. After they had been launched the goals were presented to the Nutrition Standing Committee of the National Health and Medical Research Council. They expressed disappointment that they had not been earlier involved, but adopted the goals unmodified (Australian Commonwealth Department of Health 1982). There was no background review of the scientific literature at the time, though several of the papers at the April 27, 28 conferences served this purpose in an indirect way (Truswell 1982).

III. REACTION TO FIRST EDITION OF AUSTRALIAN DIETARY GUIDELINES

The first edition of the Australian dietary guidelines was widely accepted, adopted, approved or quoted by nearly all Australian organizations concerned with nutrition, food or health. They were close to the guidelines drafted by the Dietitians' Association — the main difference in the latter is encouragement of water as a drink. The Association did not push its own guidelines. Instead it gave full support to those of the Commonwealth Department of Health, which had more resources to distribute material. The guidelines were supported by the Royal Australasian College of Physicians; adopted by the Australian Nutrition Foundation; used by the Australian Consumers Association for grading nutritiousness of foods; adopted for home economics curricula in high schools; written into the standard biology textbook for schools. Dietary advice by the National Heart Foundation was harmonious and so was that of the cancer societies. The health departments of all the states adopted the federal Health Department's guidelines, some with minor changes (Queensland Health Department 1982; Department of Agriculture Victoria 1984) eg New South Wales added three extra guidelines (Department of Health NSW 1984) but these state versions seem to have gradually disappeared. The Commonwealth Department of Health evidently regarded their dietary guidelines as a success and used the words of the guideline headings, like a sort of wallpaper on the cover of the Annual Report of the Director-General of Health for 1982-83 (Commonwealth Department of Health 1983).

Why were the Australian dietary guidelines accepted so well by all concerned with nutrition here?

- i) The scientific nutrition establishment was small and new.
- ii) Australians are more receptive to new food ideas than people in the longer established countries. All the foods eaten by the white majority of the population are exotic. There is no deep rooted peasant agriculture or cuisine (Symons 1982).
- iii) Introduction of the Australian goals was well staged and tactfully presented.
- iv) The USDA/USDHHS dietary guidelines for Americans (US Department of Agriculture 1980) were published at about the same time and the seven elements in this booklet were very similar (minus the breast feeding) and gave international confirmation.
- v) The goals and guidelines were reinforced by public support of senior members of the nutrition establishment (Truswell 1980; 1983; Hetzel 1983; Wahlqvist 1981).
- vi) Most of the guidelines coincided with the recommendations of other bodies or committees in the country.
- vii) Dietary guidelines answered a deep need for the emerging profession of community nutritionists/dietitians.
- viii) The Australian guidelines were moderate, not stated in quantitative terms, not 'draconian' (English 1984).

How University of Sydney's Stewart Truswell and pretend diet science have "owned" Australian Dietary Guidelines for ~40 years

Here is how the ADGs came into being, as told by the University of Sydney's highly influential Professor Stewart Truswell, the person who made it happen and who has been the dominating scientific author of every version of the ADGs over the past four decades:

- *When I first became a professor of Nutrition in 1971 at London University, public health nutrition seemed to be drifting without a compass. ... Carbohydrates had a bad press and low carbohydrate diets were fashionable [RR: highly effective] for treating obesity...*
- *When the first edition of Dietary Goals for the USA was published in February 1977...the editor of the Lancet...asked me to write an (unsigned) editorial and I welcomed the new goals...without realising the US political [RR: that is, unscientific] background. ...*
- *It was the first international commentary to appear and a rare positive independent review to balance against a host of critics in the USA. In the next year, I tried to pass on my enthusiasm ... to colleagues in Britain... The British establishment was unmoved. ...*
- *[So] I came to Australia to start the Chair of Human Nutrition at Sydney University in May 1978 and one of the ideas I brought with me from the north was dietary goals. ... [Soon after arriving I set myself up as the lead speaker at a seminar after which the Australian Association of Dietitians and I] decided to draft ourselves a set of dietary guidelines for Australians. ...*
- *'Dietary goals for Australia' were first presented on 27 April 1979...at the Australian Academy of Science in Canberra, with support from dietitians' organizations...[etc]'. ... The setting was conducive to a positive reaction. [RR: All "sciency" but without real science!]*
- *These dietary goals were put together in small rooms in the Commonwealth Department of Health. I was the only nutritionist from outside the Department involved in the drafting. [RR: ST got to include exactly the things he wanted!]*
- *After they had been launched the goals were presented to the Nutrition Standing Committee of the National Health and Medical Research Council. They expressed disappointment that they not been earlier involved, but adopted the goals unmodified... There was no background review of the scientific literature at the time... [RR: "Look mum, no real science"!]*
- *[Beyond "goals", we needed to] advise individuals on food choices. This was done in 1981 by 'Dietary Guidelines for Australians'...*
- *[RR: So, within three years of landing in Australia from the UK (where there was little interest), Truswell had transformed the unscientific Dietary Goals for the USA into the first version of our ADGs. One highly motivated and domineering science careerist got things done quickly, helped greatly by the fact that "There was no background review of the scientific literature at the time...". Excellent. What could go wrong, given that increasing one's carbohydrate intake while reducing dietary fat tends to promote obesity and type 2 diabetes?]*
- *The first edition of the Australian dietary guidelines were widely accepted, adopted approved or quoted by nearly all Australian organizations concerned with nutrition, food or health. ...The guidelines were supported by the Royal Australasian College of Physicians [RR: now RACGP]; adopted by the Australian Nutrition Foundation; used by the Australian Consumers Association for grading nutritiousness of foods; adopted for home economics curricula in high schools; written into the standard biology textbook for schools ...*
- *The health departments of all the states adopted the federal Health Department's guidelines... There was therefore widespread acceptance of the Australian dietary guidelines. ...We did not have anything like the spate of criticisms in [the US and the UK]...*

Truswell pondered: "Why were the Australian dietary guidelines accepted so well by all concerned with nutrition here?" His answer includes:

- *The scientific nutrition establishment was small and new. [RR: Truswell quickly dominated the space and imposed his unscientific US nonsense - eat less fat and saturated fat, eat more carbohydrates - on NHMRC and the rest of us for the next four decades, to this day.]*
- *Introduction of the Australian goals was well staged and tactically presented. [RR: In 1979, a big two-day conference in Canberra would have been a fabulous taxpayer-funded head-nodding exercise, given Truswell had already done all "the science". Interstate attendees would have loved flying in an aeroplane; many would have stayed at the Hyatt and visited Parliament House, quite a treat back then.]*
- *The [US] dietary guidelines for Americans ... were published at about the same time...and gave international confirmation. [RR: So the unscientific 1977 US dietary goals became Australian goals, then the 1980 US guidelines "gave international confirmation". Perfect.]*
- *The goals and guidelines were reinforced by public support of senior members of the nutrition establishment. [RR: Yep, Truswell and his new eminent Aussie sci-friends - dazzled locals suffering cultural cringe - all cluelessly embraced the unscientific US guidelines.]*
- *Dietary guidelines answered a deep need for the emerging profession of community nutritionists/dietitians. [Even back then, the (now) Dietitians Association of Australia had no capacity of critical thinking: it didn't know or care about valid science, it just needed something structured to parrot to its customers. And too bad high-carbohydrate, low-fat diets tend to fatten people vulnerable to being overweight.]*
- This history is directly from Sydney University's Truswell: <https://www.australianparadox.com/pdf/Truswell-Origins-Diet-Guidelines.pdf>

After the 1982 ADGs had been published by NHMRC, Truswell retained control of the main advice (reduce fat intake and eat much more carbohydrate) for decades. In the 1992 ADGs, the advice on dietary fat changed to: "EAT A DIET LOW IN FAT AND, IN PARTICULAR, LOW IN SATURATED FAT", with saturated fat said to be the main driver of coronary heart disease (CHD). Truswell promoted the story that saturated fat causes heart disease by dominating the story on sugar, ridiculing the idea that excess sugar causes CHD: "As Truswell notes, the international scientific community thinks so little of this hypothesis that "no prevention trial of CHD and sugar has been completed, started, planned or even contemplated". Truswell was Australia's Ancel Keys in the pretend science of fat or saturated fat being the main diet evil driving chronic disease: <https://webarchive.nla.gov.au/awa/20170819041659/https://www.nhmrc.gov.au/guidelines-publications/n4>

In the 2003 ADGs, Truswell (again) wrote the chapter on saturated fat. He observed: "The first Dietary Guidelines for Australians, published in 1982, recommended, 'Avoid eating too much fat' - that is, total fat. ... In the second edition of Dietary Guidelines for Australians, published in 1992, the guideline had evolved to 'Eat a diet low in fat and, in particular, low in saturated fat'": p. 120 of 283 <https://webarchive.nla.gov.au/awa/20170816084823/https://www.nhmrc.gov.au/guidelines-publications/n29-n30-n31-n32-n33-n34>

Even for the 2013 ADGs - when Truswell wasn't formally part of the "updating" process - his influence looks to have ensured that version is as flawed as all previous versions. In particular, the dominant thing driving the harmful 45-65% advice for carbohydrate - the mistaken claim that total fat and particularly saturated fat are the main dietary cause of heart disease - was **guaranteed from scrutiny**, allowing that false assumption to dominate again despite the story having been exposed - every step of the way for decades - as unscientific nonsense. The evolution of Keys's silly fat phobia is documented in Taubes' *Good Calories, Bad Calories* (2018) and Teicholz's *The Big Fat Surprise* (2015).

How the Guidelines were developed

These Guidelines are an evolution of the 2003 edition of the dietary guidelines and build upon their evidence and science base. New evidence was assessed to determine whether associations between food, dietary patterns and health outcomes had strengthened, weakened, or remained unchanged. Where the evidence base was unlikely to have changed substantially (e.g. the relationship between intake of foods high in saturated fat and increased risk of high serum cholesterol) additional review was not conducted.

p. 5 https://www.eatforhealth.gov.au/sites/default/files/files/the_guidelines/n55_australian_dietary_guidelines.pdf

<https://www.australianparadox.com/pdf/RR-letter-CEO-NHMRC-May-2021.pdf>

Dietary Guidelines for Australian Adults

Endorsed 10 April 2003

1.6 LIMIT SATURATED FAT AND MODERATE TOTAL FAT INTAKE

A Stewart Truswell

BACKGROUND

The first *Dietary Guidelines for Australians*¹, published in 1982, recommended, 'Avoid eating too much fat'—that is, total fat. The type of fat was not considered, unlike the 1977 *Dietary Goals for the United States*², which recommended 10 per cent of total energy from saturated fats, 10 per cent from mono-unsaturated fats, and 10 per cent from polyunsaturated fats.

In the second edition of *Dietary Guidelines for Australians*³, published in 1992, the guideline had evolved to 'Eat a diet low in fat and, in particular, low in saturated fat'. The more recent *Dietary Guidelines for Older Australians*⁴.

REFERENCES

1. Truswell AS. *Dietary fat: some aspects of nutrition and health and product development*. Brussels: ILSI Europe, 1995.
2. Department of Health. *Dietary guidelines for Australians*. Canberra: Australian Government Publishing Service, 1982.
3. *Dietary Guidelines for Australian Adults*.
4. *Dietary Guidelines for Australian Adults*.

1.6 LIMIT SATURATED FAT AND MODERATE TOTAL FAT INTAKE

33. Hegsted DM, McGandy RB, Myers ML, Stare FH. Quantitative effects of dietary fat on serum cholesterol in man. *Am J Clin Nutr* 1965;17:281-95.
54. Shrapnel WS, Truswell AS, Nestel PJ, Simons LA. Dietary fatty acids and blood cholesterol. Canberra: National Heart Foundation of Australia, 1994.

Fat is energy dense and as such a high-fat diet can result in a high-energy diet, which may lead to obesity if physical activity is not maintained.

CONCLUSIONS

Total fat is providing about one-third of dietary energy in Australia. Consumption appears to have declined a little but is still relatively high from a world perspective. For anyone who is overweight, a reduction in total fat intake to 20-25 per cent of energy should be part of dietary management, as a contribution to

...Saturated fatty acids raise plasma LDL cholesterol, a major risk factor for coronary heart disease. ... Saturated plus trans-fatty acid intakes averaged over 12.5 per cent of energy in Australia in 1995. A population average of 10 per cent of energy is recommended as a realistic target. (pp. 123-124)

https://www.nhmrc.gov.au/_files_nhmrc/publications/attachments/n33.pdf

In 1992 ADGs, Stewart Truswell also controlled the sugar recommendation

Coronary heart disease

Sucrose was first implicated as a risk factor for CHD by Yudkin³⁵ and although the hypothesis gained some popular credibility it was quickly refuted.^{34,35,36} Willet, in reviewing the evidence, keeps an open mind and notes 'that the hypothesis has not been securely confirmed or refuted'.³⁴ Truswell, however, reviewed ten case-control studies of sucrose and CHD and found that none supported the hypothesis.³⁴ One cause of the confusion has been that sugar is often correlated with fat consumption and therefore becomes a confounding factor in population based studies. As Truswell notes, the international scientific community thinks so little of this hypothesis that 'no prevention trial of CHD with sugar has been completed, started, planned or even contemplated'.³⁴

34 Truswell AS. Sugar and health: a review. *Food Technol Aust* 1987;39:134-40.

35 Yudkin J. Dietary fat and dietary sugar in relation to ischaemic heart disease and diabetes. *Lancet* 1964;2:4-5.

....

In addition the revision of the dietary guidelines has changed their order, to better reflect the relative importance of the recommendations being made by dietary guidelines to the Australian diet. The guideline on sugars has been moved down from the previous fourth position, to the new sixth position.

https://www.nhmrc.gov.au/_files_nhmrc/publications/attachments/n4.pdf

[AS Truswell memo item: <https://www.ncbi.nlm.nih.gov/pmc/articles/PMC3684314/>]

<https://www.australianparadox.com/pdf/Big-5-year-update-Feb-2017.pdf>

Review > *Eur J Clin Nutr*. 1992 Oct;46 Suppl 2:S91-101.

Glycaemic index of foods

A S Truswell ¹

Affiliations — collapse

Affiliation

¹ Human Nutrition Unit, University of Sydney, N.S.W., Australia.

PMID: 1330533

Abstract

From the mid-1970s several groups realized progressively that the same amounts of carbohydrates in different foods produce quite different blood glucose curves after ingestion. The glycaemic index (GI) was introduced by Jenkins to express the rise of blood glucose after eating a food against a standard blood glucose curve after glucose (or white bread) in the same subject. The GI ranges from about 20 for fructose and whole barley to about 100 for glucose and baked potato. A table is given of representative GI values. There appears to be no general correlation between GI and per cent resistant starch in foods. Questions about methodology for GI are discussed and the factors in food that affect glycaemic response are briefly reviewed. The GI is affected by the physical form of a food, by processing and by associated fat in the food, which reduces the GI, presumably by delayed gastric emptying. As a rule the degree of insulin response to carbohydrate-containing foods is similar to the glycaemic response. Most investigators have found that the GI of a meal of mixed foods can be predicted from the (weighted) GI of its constituent foods. The GI concept is proving useful in dietary design for the management of diabetes mellitus, especially the non-insulin-dependent type. It may prove useful for prevention of diabetes and perhaps also in prevent meals for athletes, as a factor in dental carogenesis, in determining satiety, and conceivably regular low GI foods could delay ageing by reducing glycosylation of body proteins.

<https://pubmed.ncbi.nlm.nih.gov/1330533/>



Meta-analysis of prospective cohort studies evaluating the association of saturated fat with cardiovascular disease ^{1 2 3 4 5}

Siri-Tarino Patty W, Sun Qi, Hu Frank B, Krauss Ronald M

Show more

+ Add to Mendeley Share Cite

<https://doi.org/10.3945/ajcn.2009.27723>

Get rights and content

Under an Elsevier user license

open archive

Background: A reduction in dietary saturated fat has generally been thought to improve cardiovascular health.

Objective: The objective of this meta-analysis was to summarize the evidence related to the association of dietary saturated fat with risk of coronary heart disease (CHD), stroke, and cardiovascular disease (CVD; CHD inclusive of stroke) in prospective epidemiologic studies.

Design: Twenty-one studies identified by searching MEDLINE and EMBASE databases and secondary referencing qualified for inclusion in this study. A random-effects model was used to derive composite relative risk estimates for CHD, stroke, and CVD.

Results: During 5–23 y of follow-up of 347,747 subjects, 11,006 developed CHD or stroke. Intake of saturated fat was not associated with an increased risk of CHD, stroke, or CVD. The pooled relative risk estimates that compared extreme quantiles of saturated fat intake were 1.07 (95% CI: 0.96, 1.19; P = 0.22) for CHD, 0.81 (95% CI: 0.62, 1.05; P = 0.11) for stroke, and 1.00 (95% CI: 0.89, 1.11; P = 0.95) for CVD. Consideration of age, sex, and study quality did not change the results.

Conclusions: A meta-analysis of prospective epidemiologic studies showed that there is no significant evidence for concluding that dietary saturated fat is associated with an increased risk of CHD or CVD. More data are needed to elucidate whether CVD risks are likely to be influenced by the specific nutrients used to replace saturated fat.

<https://www.ncbi.nlm.nih.gov/pmc/articles/PMC2824152/pdf/ajcn9130535.pdf>

How the Sugar Industry Shifted Blame to Fat

Share this article



By Anabel O'Connor

Sept 12, 2016

The sugar industry paid scientists in the 1960s to play down the link between sugar and heart disease and promote saturated fat as the culprit instead, newly released historical documents show.

The internal sugar industry documents, recently discovered by a researcher at the University of California, San Francisco, and published Monday in JAMA Internal Medicine, suggest that five decades of research into the role of nutrition and heart disease, including many of today's dietary recommendations, may have been largely shaped by the sugar industry.

"They were able to derail the discussion about sugar for decades," said Stanton Glantz, a professor of medicine at U.C.S.F. and an author of the JAMA Internal Medicine paper.

The documents show that a trade group called the Sugar Research Foundation, known today as the Sugar Association, paid three Harvard scientists the equivalent of about \$50,000 in today's dollars to publish a 1967 review of research on sugar, fat and heart disease. The studies used in the review were handpicked by the sugar group, and the article, which was published in the prestigious New England Journal of Medicine, minimized the link between sugar and heart health and cast aspersions on the role of saturated fat.

<https://www.nytimes.com/2016/09/13/well/eat/how-the-sugar-industry-shifted-blame-to-fat.html>

8. A brief 50-year history of incompetence, false and harmful dietary advice, and corrupt conduct at USyd

This section reproduces pp. 8-14 from <https://www.australianparadox.com/pdf/Submission-HoR-DIABETES-INQUIRY.pdf>

BOX 2: Timeline to disaster: Shonky origins of ADGs, to University of Sydney/Novo Nordisk's epic diabetes fraud

On top of long-ago mistakes at the centre of our *Australian Dietary Guidelines*, my timeline below includes a **ground-breaking focus** on longtime Medical Director for Novo Nordisk Australasia, Dr John J. Miller's deep involvement in the development of the University of Sydney's ineffective high-carbohydrate "Low GI" (Glycemic Index) diet. My timeline shows the **"Low GI" approach to "diabetes management" was for decades an undisclosed "joint venture" between emerging superstar JBM, JBM's lifetime financial partner, Novo Nordisk scientist Dr John J. Miller and their scientific partner Dr Stephen Colagiuri. Dr Novo Nordisk benefited from the widespread scientific/medical embrace of his partners' "Low GI" advice, as it made unhelpful high-carb diets more respectable, stalling any move to helpful low-carb ("no GI") advice, and killing prospects for widespread T2D reversal, thereby fuelling the lucrative boom in taxpayer-funded prescriptions for ineffective T2D drugs especially Insulin.**

1921: Banting and Best discover Insulin, a lifesaver when people with T1D can't produce sufficient Insulin to metabolise sufficient food for survival. T2D victims suffer the *opposite problem*: excess intake of carbohydrate/sugar forces their bodies to produce excessive amounts of blood glucose and Insulin, day after day, month after month, for decades, until premature death.

1923: Nordisk Insulinlaboratorium – which later became Novo Nordisk - commercialises the production of insulin.

1961: Ancel Keys and Fred Stare et al authored and began promoting the American Heart Association's then-speculative and now-discredited story on "Dietary Fat and Its Relation to Heart Attacks and Strokes**". To reduce CVD, AHA advised less fat from red meat and dairy, more seed oils and carbohydrates: <https://www.ahajournals.org/doi/pdf/10.1161/01.CIR.23.1.133>**

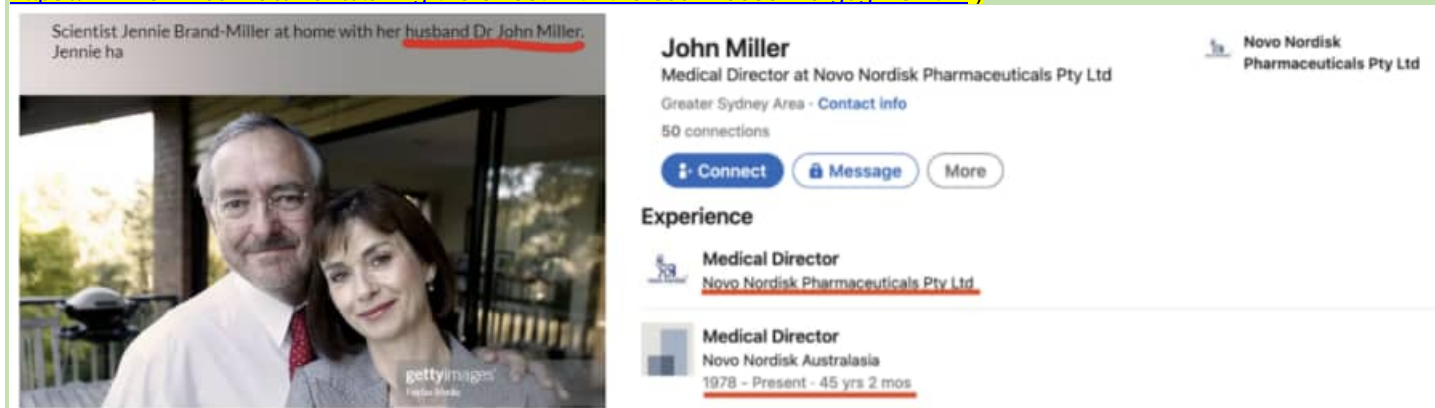
1967: Harvard University science careerists, Fred Stare (head of Harvard's nutrition department) and Mark Hegsted (later the head of nutrition at the US Department of Agriculture, where in 1977 he helped draft US Dietary Goals) were paid by the sugar industry to formally downplay the role of sugar in causing heart disease, falsely promoting saturated fat in meat, eggs and dairy as the main dietary villain: <https://www.nytimes.com/2016/09/13/well/eat/how-the-sugar-industry-shifted-blame-to-fat.html>

1971: Ancel Keys delivered a false and unscientific smackdown of English scientist John Yudkin's (correct) claim that modern doses of refined sugar (sucrose) - not total dietary fat or saturated fat - are the main dietary evil. The infamous journal article is called *SUCROSE IN THE DIET AND CORONARY HEART DISEASE*: https://www.australianparadox.com/pdf/keys_1971.pdf

1977: The first US Dietary Goals were published by the US Government, prioritising a big reduction of total fat intake (saturated fat in particular) alongside a big increase in carbohydrate intake: <https://naldc.nal.usda.gov/catalog/1759572>

1977: London University professor Stewart Truswell was given a copy of the new US Dietary Goals. He praised them in *The Lancet*, "a rare positive independent review to balance against a host of critics in the USA". But when he promoted those US dietary goals as a plan for the UK, "The British [nutrition] establishment was unmoved". Moving to Sydney, Truswell quickly invented/authored Australia's 1982 diet guidelines: <https://www.australianparadox.com/pdf/Truswell-Origins-Diet-Guidelines.pdf>

1977: JBM's first big publication in the *Medical Journal of Australia*, co-authored with her soon-to-be husband, lifetime financial partner and scientific collaborator John J. Miller: <https://onlinelibrary.wiley.com/doi/abs/10.5694/j.1326-5377.1977.tb107779.x> Pre-marriage, JBM was Janette C Brand, only becoming Jennie Brand-Miller (JBM) after marrying Dr John J Miller, Medical Director of Novo Nordisk Australasia: <https://www.linkedin.com/in/john-miller-7ab727a/?originalSubdomain=au> (Source: "It not only led to a paper in a prestigious medical journal - a fillip for a young PhD student - it threw her together with her future husband and collaborator, John Miller, a scientist and businessman..." <https://www.smh.com.au/world/taking-the-sweet-with-the-sour-20030419-qdgmis.html>)



Scientist Jennie Brand-Miller at home with her husband Dr John Miller. Jennie ha

John Miller
Medical Director at Novo Nordisk Pharmaceuticals Pty Ltd
Greater Sydney Area · Contact info
50 connections
Connect Message More

Experience

- Medical Director**
Novo Nordisk Pharmaceuticals Pty Ltd
- Medical Director**
Novo Nordisk Australasia
1978 - Present · 45 yrs 2 mos

1978/1979: After hitting stiff resistance in the UK, Stewart Truswell abandoned the UK for Australia, arriving in May 1978 as the University of Sydney's first eminent Professor in Human Nutrition. Cultural cringe came alive, and doors opened. After hijacking our local dietitians' union, Truswell wrote his dietary guidelines for Australians. In April 1979, within a year of his arrival, our Department of Health helped the excessively confident - and ultimately inept - Truswell launch his low-fat, high-carbohydrate Dietary goals for Australia. **Truswell's observation that "There was no background review of the scientific literature at the time..." largely explains why we have two million T2D victims – and counting - in Australia today (see pp. 20-21 below)**

1980: The first US Dietary Guidelines were published in the United States, converting 1977's dietary goals into dietary advice for roughly 200 million Americans: <https://health.gov/sites/default/files/2019-10/1980thin.pdf>

1981: Early in her time at the University of Sydney, **JBM accidentally stumbled onto the Glycemic Index (GI) as a topic for research.** “In 1981 the first paper outlining the concept, by Dr David Jenkins of the University of Toronto, landed on her desk at the University of Sydney by mistake.” JBM’s lifetime financial partner **Dr John Miller** and his sci-partner **Stephen Colagiuri** also began collating GI responses to breakfasts of eggs, bread, muesli, sugar and exogenous Insulin (Timeline below and pp. 22-30)

Late 1970s/early 1980s: **Stewart Truswell** explained to **easily persuaded colleague JBM** that sugar is not really a problem. “The young researcher was encouraged to challenge dietary dogma after watching Professor Stewart Truswell, the university’s head of nutrition, happily adding a spoonful of ‘white death’ to his coffee. He pointed Brand-Miller to research backing his choice to have sugar in moderation. ‘I realised views about sugar were not based on science’ ” (see SMH link below).

Late 1970s/early 1980s: Given our definitive evidence that no-sugar Carbohydrate Restriction fixes T2D, **JBM’s own 2003 assessment** conveys impressive ignorance on diet-and-T2D matters: “A diagnosis of diabetes was bad enough, she figured, without the directive to give up everything sweet. ‘I thought people would be more likely to have [high-carb] porridge if they could sprinkle [high-carb] sugar on it and more likely to eat [high-carb] wholemeal bread if it had a dollop of [high-carb] honey.’ Some of her most vocal early critics were hospital dieticians working on the same campus who were worried people might think they could eat lots of sugar.” (Indeed.) <https://www.smh.com.au/world/taking-the-sweet-with-the-sour-20030419-qdgmis.html>

1982 to today: **Sydney University’s Stewart Truswell imposes shonky US high-carb advice on hapless Australians, with NHMRC publishing his first version of our Australian Dietary Guidelines (then “Dietary Guidelines for Australians”).** Sadly, our **ADGs** were doomed to fail from Day One. As you saw above, they were essentially a direct steal from the nonsense-based US low-fat, high-carbohydrate advice invented by Ancel Keys and promoted by other ambitious but ultimately inept diet careerists, including Stewart Truswell. The **“fatal flaw”** known back then but ignored by the zealots is that the evidence for saturated fat in meat, eggs and full-fat dairy causing cardiovascular disease (CVD: heart disease and stroke) was always fluffy to non-existent: “there is **no significant evidence** for concluding that dietary saturated fat is associated with an increased risk of CHD or CVD.” <https://pubmed.ncbi.nlm.nih.gov/20071648/> Alas, the false and misguided demonisation of saturated and total dietary fat from the 1950s drove official dietary guidelines across the western world, pushing hundreds of millions of humans to shift to eating heaps of carbohydrate/sugar for breakfast, lunch and dinner, plus between-meal snacks. That’s where today’s T2D disaster came from, reflecting/confirming the century-old medical observation that excess carbohydrate/sugar causes T2D.

February 1984: **Stephen Colagiuri and John J. Miller** publish in the *Medical Journal of Australia* on “Human (semisynthetic) insulin and porcine **insulin** in the treatment of **non-insulin-dependent diabetes**”[!] <https://pubmed.ncbi.nlm.nih.gov/6363896/>

May 1986: **Stephen Colagiuri and John J. Miller** publish in American Diabetes Association’s *Diabetes Care* on “Comparison of Plasma **Glucose, Serum Insulin,** and C-Peptide Responses to Three Isocaloric **Breakfasts in Non-Insulin-Dependent Diabetic Subjects**”: <https://diabetesjournals.org/care/article/9/3/250/32757/Comparison-of-Plasma-Glucose-Serum-Insulin-and-C> (see pp. 22-32)

June 1986: **Jennie C. Brand and Stewart Truswell** publish in the *Medical Journal of Australia* on “The glycaemic index of foods” – “The glycaemic index is a measure of the extent to which the carbohydrate in a food can raise the blood glucose concentration and helps to **identify foods which may be beneficial to a diabetic patient.** This paper reviews the results that have been obtained so far with the glycaemic index approach, the factors that affect the glycaemic response...and its value in **planning diabetic diets.**” <https://onlinelibrary.wiley.com/doi/abs/10.5694/j.1326-5377.1986.tb112314.x>

September 1989: **Stephen Colagiuri and John J. Miller** publish in *American Journal of Clinical Nutrition* on “Metabolic effects of **adding sucrose** and aspartame to the diet of subjects with **noninsulin-dependent diabetes mellitus** - This study compared the effects of adding sucrose and aspartame to the usual diet of individuals with well-controlled noninsulin-dependent diabetes mellitus (NIDDM). A double-blind, cross-over design was used with each 6-wk study period. ... **The addition of sucrose did not have a deleterious effect on glycemic control, lipids, glucose tolerance, or insulin action.** No differences were observed between sucrose and aspartame. **Sucrose added as an integral part of the diabetic diet** does not adversely affect metabolic control in **well-controlled [!] NIDDM subjects.**” <https://www.sciencedirect.com/science/article/abs/pii/S0002916523435800>

January 1990: **Stephen Colagiuri and John J. Miller** in *Medical Journal of Australia* (MJA) on “Comparison of **glycaemic control** with human and porcine insulins — a meta-analysis”, with **John J. Miller disclosing his employer as “CSL-Novo Pty Ltd, 22 Loyalty Road, North Rocks, NSW 2151”**: <https://onlinelibrary.wiley.com/doi/epdf/10.5694/j.1326-5377.1990.tb124433.x>

February 1991: **John J. Miller** in *MJA* on “Human insulin”: <https://doi.org/10.5694/j.1326-5377.1991.tb121118.x>

February 1991: **Janette C Brand, Stephen Colagiuri and Stewart Truswell** et al in the American Diabetes Association’s journal *Diabetes Care* on “**Low-Glycemic Index Foods Improve Long-Term Glycemic Control in NIDDM**”: <https://diabetesjournals.org/care/article/14/2/95/17926/Low-Glycemic-Index-Foods-Improve-Long-Term>

June 1992: **Stephen Colagiuri and John J. Miller** publish in top UK journal *The Lancet* on “Double-blind crossover comparison of human and porcine **insulins** in patients reporting lack of hypoglycaemia awareness”, with **John J. Miller disclosing his employer as “Novo Nordisk Pharmaceuticals, North Rocks, United States”** [Is switch from “**NSW 2151**” to **United States** a sneaky deliberate error?]: [https://www.thelancet.com/journals/lancet/article/PII0140-6736\(92\)92028-E/fulltext](https://www.thelancet.com/journals/lancet/article/PII0140-6736(92)92028-E/fulltext)

August 1992: **Stephen Colagiuri and John J. Miller** publish in top UK journal *The Lancet* on “Human insulin and hypoglycaemia”, with **John J. Miller again disclosing his employer as “Novo Nordisk Pharmaceuticals, North Rocks, United States”** [A sneaky deliberate error?]: [https://www.thelancet.com/journals/lancet/article/PII0140-6736\(92\)92387-U/fulltext](https://www.thelancet.com/journals/lancet/article/PII0140-6736(92)92387-U/fulltext)

September 1992: “Janette Brand Miller” aka JBM publishes with husband **John J. Miller**, on an early occasion that JBM added her financial partner’s surname Miller to her surname, Brand. Why, despite earlier being a **Novo Nordisk employee**, does Dr J J Miller now disclose a University of Sydney affiliation? (p. 26) [https://www.jpeds.com/article/S0022-3476\(05\)81797-4/pdf](https://www.jpeds.com/article/S0022-3476(05)81797-4/pdf)
March 1994: “**JC Brand Miller**” publishes “Importance of glycemic index in diabetes” in *AJCN*, observing “The time has come to reassess the value of GI in planning meals for diabetics.” **A full text is hard to obtain but a serious investigation by AJCN almost certainly will find no mention in any COI disclosure of JBM’s lifetime financial and scientific partnership with Novo Nordisk’s Dr J. J. Miller:** <https://www.sciencedirect.com/science/article/abs/pii/S0002916523194871?via%3Dihub>

1995: JBM advised: “In 1995, we joined forces with **Dr Stephen Colagiuri [Novo Nordisk’s Dr John J. Miller’s main scientific co-author]**, an endocrinologist, to write *The GI Factor* (now called *The New Glucose Revolution*), the first book for the general public about the glycemic index of foods. ... We knew from our own work that understanding the GI of foods made an enormous difference to the **diet and lifestyle of people with diabetes**. ” (From p. 7 of JBM’s book *New Glucose revolution Life Plan*, 2002). *Unreasonably, there is no mention anywhere of JBM’s relationship with diabetes-drug seller Dr Novo Nordisk.*

2002: Janette C Brand-Miller published “International table of glycemic index and glycemic load values: 2002” in *AJCN* <https://www.sciencedirect.com/science/article/pii/S0002916523058409> *Unreasonably, there is no mention of JBM’s lifetime financial and scientific partnership with Australia’s greatest-ever diabetes-drug seller, Novo Nordisk’s Dr John J Miller.*

2003: JBM and Stephen Colagiuri published “Low-glycemic index diets in the management of diabetes: a meta-analysis of randomised controlled trials” in the American Diabetes Association’s journal *Diabetes Care*. *Unreasonably, JBM and Dr Colagiuri dishonestly hid JBM’s financial and scientific partnership with drug-seller Novo Nordisk Australasia’s Medical Director, Dr John J. Miller:* “Acknowledgments— J.B.M. and S.C. are coauthors of...books about the glycemic index (*The New Glucose Revolution*. New York, Avalon, 2002). J.B.M. is the director of ...Sydney University Glycemic Index Research Service, SUGIRS).” <https://diabetesjournals.org/care/article/26/8/2261/22776/Low-Glycemic-Index-Diets-in-the-Management-of>

June 2004: JBM’s lifetime financial partner fixed a tangle. The *SMH* reported: “invitations asked patients to ‘Come and make your life a little easier and gain control of your diabetes. With [Novo Nordisk] FlexPen, there is **no easier way to inject insulin.**’ **Mr Miller** could not confirm whether **Novo Nordisk** or the pharmacist planned the meeting, nor could he say how often such promotion meetings took place.” <https://www.smh.com.au/national/education-meeting-used-to-push-drug-20040617-qdj53q.html>

September 2004: JBM – acting as a representative of the American Diabetes Association while dishonestly hiding her Novo Nordisk COI - falsely declared Carbohydrate Restriction simply cannot fix T2D: “Although dietary carbohydrate increases postprandial glucose levels, avoiding carbohydrate entirely will not return blood glucose levels to the normal range”: <https://diabetesjournals.org/care/article/27/9/2266/22648/Dietary-Carbohydrate-Amount-and-Type-in-the>

Below are five more of scores of journal articles in which JBM and/or colleagues/co-authors unethically hid JBM’s lifetime financial and scientific partnership with Novo Nordisk’s longtime Medical Director Australasia, Dr J. J. Miller.

2006: JBM published in *AJCN* on “Effect of a low-glycemic-index diet during pregnancy on obstetric outcomes”.: “JCB-M is a coauthor of *The Low GI Diet* [etc]. ... **None of the other authors had any potential conflict of interests relevant to the conduct of this research [JBM hid the fact her lifetime financial partner was seeking to grow Novo Nordisk’s market by selling Insulin for pregnant women with ‘gestational diabetes.’]**” <https://www.sciencedirect.com/science/article/pii/S0002916523291017>

2006: JBM, Joanna McMillan-Price, Peter Petocz, Fiona Atkinson and Ian Caterson et al published in *Archives of internal medicine* on “Comparison of 4 diets of varying glycemic load on weight loss and cardiovascular risk reduction in overweight and obese young adults: a randomized controlled trial.” How’s this? “We thank...John Miller, PhD, for comments on the manuscript”.

2007: JBM published in the *British Journal of Nutrition* “The use of glycaemic index tables to predict **glycaemic index of breakfast meals**”. <https://www.cambridge.org/core/journals/british-journal-of-nutrition/article/use-of-glycaemic-index-tables-to-predict-glycaemic-index-of-breakfast-meals/64ED65A47DA128C1B13326DD2984CA22>

2008: JBM published “International Tables of Glycemic Index and Glycemic Load Values: 2008” in *American Diabetes Association journal Diabetes Care*. “J.B.M. is the director of a not-for-profit GI-based food endorsement program in Australia.”

2008: JBM, Alan Barclay, Peter Petocz, Joanna McMillan-Price et al published in *AJCN* on “Glycemic index, glycemic load, and chronic disease”. JBM’s Novo Nordisk COI is again hidden by her Low-GI crew. <https://pubmed.ncbi.nlm.nih.gov/18326601/>

2008: Renowned science investigator Gary Taubes - unaware that JBM and her globally influential pro-sugar Glycemic Index “science” had been “owned” for years by Novo Nordisk - observed in his tour-de-force book *Good Calories, Bad Calories*, “Paradoxically, the glycemic index appears to have had its most significant influence **not on the clinical management of diabetes but on the public perception of sugar itself**” (p. 197). He detailed what some have called “**the fructose loophole**”, by explaining that table sugar (i.e., sucrose) is 50% glucose and 50% fructose; critically, the former boosts “blood sugar” while fructose mostly does not, being metabolised in the liver. Accordingly, sugar is relatively “low GI” and so deemed healthy by JBM and others who wilfully refuse to understand the substantial direct harm via the liver (including “Fatty Liver” aka NAFLD) caused by **modern doses of fructose**. Taubes wrote: “If **John Yudkin** was right that sugar is the primary nutritional evil in the diet, it would be the fructose [half] that endows it with that singular distinction.” **Alas, scope to eat heaps of sugar is another fatal flaw in JBM’s Low GI diet:** <https://www.australianparadox.com/wp-content/uploads/2023/08/Gary-Taubes-Sugar-and-GI.pdf>

December 2008: Prominent US clinician Dr Eric Westman published a randomised-controlled T2D trial in which his Low-carbohydrate (“no GI”) diet **impressively outperformed** JBM’s Low-GI diet. In “The effect of a low-carbohydrate, ketogenic diet versus a low-glycemic index diet on glycemic control in type 2 diabetes mellitus”, Westman reported: “The diet lower in carbohydrate led to greater improvements in glycemic control, and more frequent medication reduction/elimination than the **low glycemic index diet.**” **JBM - enjoying undisclosed financial and scientific support from Novo Nordisk** – simply ignored that (standard) result and unethically kept going with her **inferior** Low-GI diet approach. **Why did JBM not embrace Low Carb?**

2009: **JBM** “**jumped the shark**” and started to be paid to put “**Low GI**” healthy stamps on a “**Better for You**” product that is 99.4% not 100% refined sugar (sucrose): <https://www.foodpolitics.com/2016/03/sugar-in-australia-its-better-for-you/>

2010: **Stephen Colagiuri** *et al* and multiple drug companies (pp. 27-30) helped exclude mention of word carbohydrate from our national diabetes-risk calculator **AUSDRIK**: https://www.mja.com.au/system/files/issues/192_04_150210/che10062_fm.pdf

2010: **JBM** and **Stephen Simpson** *et al* in *Appetite* on “Design and testing of foods differing in protein to energy ratios”; *JBM et al again dishonestly hid her lifetime financial and scientific partnership with Novo Nordisk’s Medical Director Dr John J. Miller.*

2011: **JBM** and **Walter Willett** *et al* published “Dietary insulin index and **insulin load** in relation to biomarkers of glycemic control plasma lipids, and inflammation markers”. *JBM et al again dishonestly hid her lifetime financial and scientific partnership with Novo Nordisk’s Dr John J. Miller.* <https://www.sciencedirect.com/science/article/pii/S0002916523023092?via%3DIhub>

Below are three more of scores of journal articles in which JBM and/or colleagues/co-authors unethically hid JBM’s lifetime financial and scientific partnership with Novo Nordisk’s longtime Medical Director Australasia, Dr J. J. Miller.

2011: **JBM, Kate Marsh, Alan Barclay and Stephen Colagiuri** published in *Current Diabetes Reports* on “Glycemic Index and Glycemic Load of Carbohydrates in the **Diabetes Diet**”. <https://link.springer.com/article/10.1007/s11892-010-0173-8>

2011: **JBM** published in ADA journal *Diabetes Care* on “A Randomized Controlled Trial Investigating the Effects of a Low–Glycemic Index Diet on **Pregnancy Outcomes in Gestational Diabetes Mellitus**”. “J.B.M. is a coauthor of The New Glucose Revolution ... [etc]. “**No other potential conflicts of interest relevant to this article were reported** [no partner selling Novo Nordisk diabetes drugs for young women with gestational diabetes?]” <https://www.ncbi.nlm.nih.gov/pmc/articles/PMC3198285/>

2011: **JBM and Kate Marsh** published in *American Journal of Lifestyle Medicine* on “**Vegetarian Diets and Diabetes**”, claiming benefits from “more whole grains, legumes, nuts, and soy protein”. <https://journals.sagepub.com/doi/abs/10.1177/1559827610387393>

2011: **JBM and Dr Alan Barclay** self-published in *MDPI Nutrients* journal “**The Australian Paradox: A Substantial Decline in Sugars Intake over the Same Timeframe that Overweight and Obesity Have Increased**”, their extraordinarily faulty first paper <https://www.mdpi.com/2072-6643/3/4/491> in their *Australian Paradox* “**sugar-is-innocent**” fraud series of papers. This paper features clownish confusion between up and down and faked, dead-ending data (pp. 32-38). **JBM** again dishonestly hid her financial and scientific partnership with Dr Novo Nordisk: “**JBM** is a co-author of The New Glucose Revolution..., manages University of Sydney GI testing service”. (“Self-published”: **JBM** was **Guest Editor** of publishing journal with sham peer review.)

2012: **Peter Howe, Editor-In-Chief of MDPI Nutrients** wrote an “**Editorial**” - *The Australian Paradox* - in which he dishonestly pretended <https://www.mdpi.com/2072-6643/4/4/258> there are no problems with **JBM** and Alan Barclay’s embarrassingly faulty paper: “*Nutrients recently became the target of an unprecedented internet campaign by an individual who disagrees with the content and conclusions of a paper published in the journal last year. ... Regrettably, his criticism has extended to the journal and its peer review processes for permitting publication of the article ... our editorial team has endeavoured to adopt all appropriate conventions regarding ethics approvals, clinical trial registrations and declarations of perceived conflicts of interest. I have been grateful for the efforts .. helping to ensure that the desired standards of publication are attained. I believe these standards were applied ...and, despite inferences to the contrary, neither author had a role in the editorial process*”. Meanwhile, the paper is an utter embarrassment. Peter Howe refused to address my concerns about fake data and **JBM**’s valid sugar series trending **up** not down, refusing to formally retract the paper. **JBM** **falsely claims “sugar is innocent”** while hiding her financial and scientific partnership with Novo Nordisk’s Dr John J. Miller from the global scientific community. What a disgrace (pp. 32-38)

2012: **JBM campaigned against NHMRC’s proposed toughening of advice for refined sugar in the revised ADGs** (below), supported by her hidden pro-sugar Novo Nordisk relationship, and using her extraordinarily faulty *Australian Paradox* “sugar is innocent” paper: <https://www.smh.com.au/healthcare/research-causes-stir-over-sugars-role-in-obesity-20120330-1w3e5.html>

From 2012 until now: JBM, her boss Stephen Simpson AC and three successive University of Sydney Vice-Chancellors - Michael Spence, Stephen Garton and now Mark Scott – all dishonestly pretend there is no problem with misrepresented, faked and otherwise unreliable data; and now VC Scott dishonestly pretends **JBM** and Novo Nordisk’s John Miller were never financial partners, so all is well. Evidence: pp. 17-19, 32-38; and <https://www.australianparadox.com/pdf/Letter-to-BelindaHutchinson.pdf>

2013: **JBM and Alan Barclay** published in journal *BMC Public Health* on “Trends in added sugar supply and consumption in Australia: there is an Australian Paradox; The Australian Paradox has not been refuted” in which they **dishonestly pretended** their infamous paper is not extraordinarily faulty (see overleaf), while **JBM** again dishonestly hid her lifetime financial and scientific partnership with Dr Novo Nordisk. <https://bmcpublichealth.biomedcentral.com/articles/10.1186/1471-2458-13-898>

2013: “Updated” *Australian Dietary Guidelines (ADGs)* published by NHMRC and Australian Department of Health. Our ADGs promote diets with **45–65%** of total energy from carbohydrate, reflecting those unfounded concerns about saturated fat in meat, eggs and dairy. Again, “there is no significant evidence ... saturated fat is associated with an increased risk of CHD or CVD.” <https://pubmed.ncbi.nlm.nih.gov/20071648/> The producers of our 2013 ADGs – including **Professor Amanda Lee** and **ADGs’ veteran Rosemary Stanton** – were utterly disingenuous, pretending the ADGs were revised to reflect modern scientific knowledge. Yet the main dietary advice – eat 45-65% carbohydrate – was not thrown out because our diet careerists unethically refuse to concede that Stewart Truswell’s ADGs were **fundamentally flawed and harmful for many from Day One in 1982**.

This 2013 travesty was snuck through by stating: “These Guidelines are an evolution of the 2003 edition... New evidence was assessed to determine whether associations between food, dietary patterns and health outcomes had strengthened, weakened, or remained unchanged. **Where the evidence base was unlikely to have changed substantially (e.g. the relationship between intake of foods high in saturated fat and increased risk of high serum cholesterol) additional review was not conducted.**” We all now know from **actual evidence** that any link between saturated fat and “high serum cholesterol” is neither here nor there for CVD or public health, but 45-65% carbohydrate is still a killer for T2D. (Oh well, only 2 million living in misery.)

2013: **JBM, Kate Marsh and Robert Moses** publish *The Low GI Eating Plan for an Optimal Pregnancy: The Authoritative Science-Based Nutrition Guide for Mother and Baby*, omitting mention of **JBM**’s financial partnership with Dr Novo Nordisk.

March 2014: World-famous insect specialist and founding Academic Director of University of Sydney's Charles Perkins Centre since 2012, **Stephen Simpson, AC** blatantly misrepresented the median-lifespan results from his career-defining 30-diet, 900-mouse experiment, in top US journal *Cell Metabolism*: [https://www.cell.com/cell-metabolism/pdf/S1550-4131\(14\)00065-5.pdf](https://www.cell.com/cell-metabolism/pdf/S1550-4131(14)00065-5.pdf) Simpson's main hypothesis in his widely admired pre-experiment book was that **insect-friendly low-protein diets will extend lifespan in mice and thus humans**. Alas, it turned out that: (i) **5 of the top-7 diets for median lifespan are high-protein diets (table)**; and (ii) **5 life-extending low-protein diets caused malnutrition and early death for 143 hidden mice (via euthanasia)**. Outrageously, dishonest Simpson AC **hid those two critical clinical results** and "found" what he "needed": **"Median lifespan was greatest for animals whose intakes were low in protein and high in carbohydrate"** (see pp. 39-48).

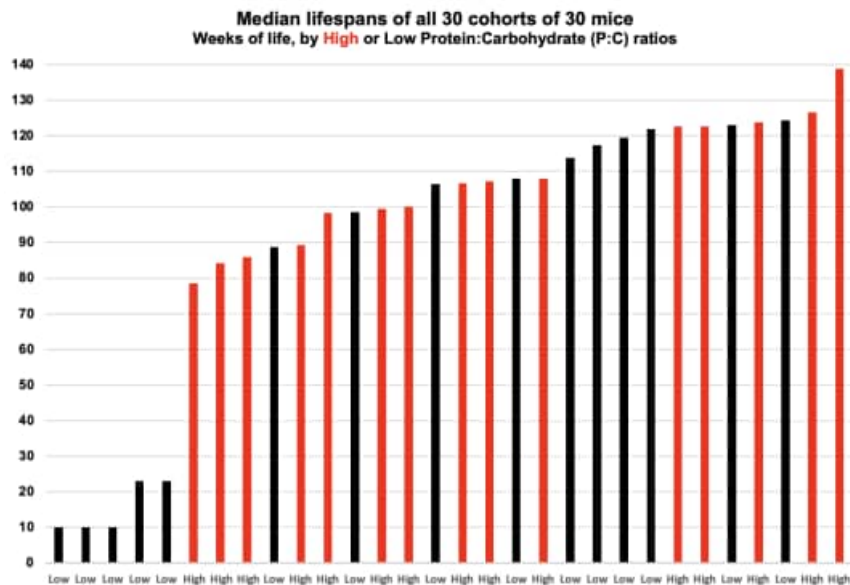


Table S2, related to Figure 2: Survival analysis by dietary composition.

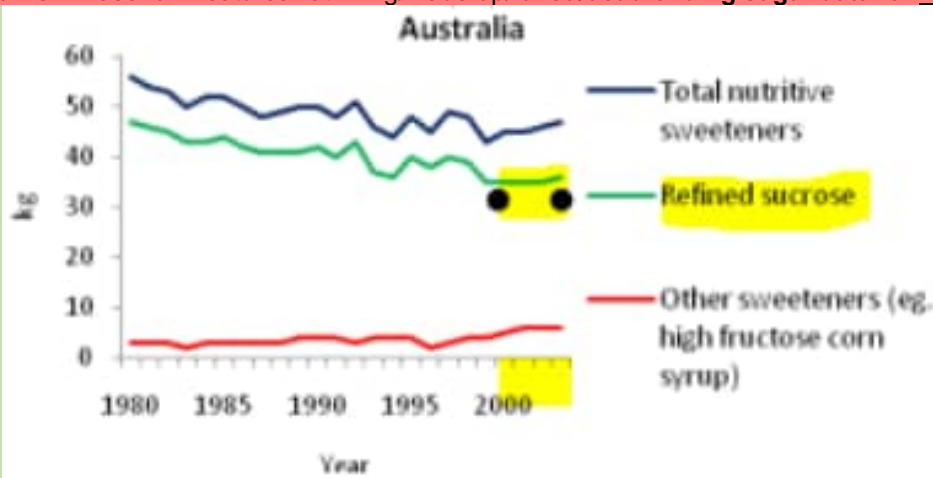
Median and maximum lifespan in weeks (w). Maximum lifespan was determined as the average of the longest lived 10% (n=2-3) of each cohort.

Energy Density	Protein (%)	Carb (%)	Fat (%)	Protein: Carb ratio	Median lifespan (w)	Maximum lifespan (w)
MEDIUM	5	75	20	0.07	121.86	157.43
HIGH	5	20	75	0.25	106.43	154.21
HIGH	5	75	20	0.07	119.43	151.79
MEDIUM	14	57	29	0.25	123.00	151.57
HIGH	42	29	29	1.45	138.86	151.14
MEDIUM	42	29	29	1.45	122.57	148.00
MEDIUM	14	29	57	0.48	113.86	147.36
HIGH	5	48	48	0.10	124.43	146.21
MEDIUM	33	48	20	0.69	122.57	145.71
MEDIUM	23	38	38	0.61	123.86	143.07
HIGH	33	48	20	0.69	98.29	141.00
HIGH	14	57	29	0.25	117.43	140.07
HIGH	33	20	48	1.65	107.14	136.86
LOW	33	48	20	0.69	126.57	134.14
MEDIUM	33	20	48	1.65	106.57	133.79
HIGH	14	29	57	0.48	108.00	133.71
MEDIUM	60	20	20	3.00	108.00	129.50
HIGH	60	20	20	3.00	99.57	127.57
HIGH	23	38	38	0.61	100.00	124.57
LOW	14	57	29	0.25	98.57	119.43
LOW	33	20	48	1.65	78.57	116.36
LOW	14	29	57	0.48	88.71	115.07
LOW	42	29	29	1.45	85.85	104.00
LOW	60	20	20	3.00	84.29	102.86
LOW	23	38	38	0.61	89.29	100.36

Table S2: <https://www.cell.com/cms/10.1016/j.cmet.2014.02.009/attachment/e2d00ae0-845a-4f9e-99a4-a831d55dd569/mmc1.pdf>

2014: Novo Nordisk funded Obesity Australia (OA), as Charles Perkins took over OA, **Steve Simpson AC** made Director (p. 37)

June 2014: University of Sydney's senior management - DVC(R) Jill Trehwella and Vice-Chancellor Michael Spence - allowed integrity **Investigator Robert Clark AO** to "disappear" my evidence that JBM's *Australian Paradox* sugar-and-obesity "finding" for 1980-2010 - "sugar is innocent" - features flat-lining/made-up/faked/dead-ending sugar data for 2000-2003 (pp. 32-36).



Source: Figure 2A in *Australian Paradox* <http://www.australianparadox.com/pdf/OriginalAustralianParadoxPaper.pdf>

Investigator Clark AO correctly observed: "This is the so-called 'flat line' data, also described as 'falsified' and 'erroneous' data by the Complainant...[etc]". **But the fix was in**, with Clark AO, Trehwella and Spence, and now Stephen Simpson AC and current Vice-Chancellor Mark Scott **all choosing to "disappear" my evidence**: "Statements made by the Complainant alleging that the United Nations FAO has falsified data are serious, and **do not appear to be based on detailed evidence or inquiry**".

The Complainant draws specific attention to FAO data points shown in the Australian Paradox paper Figure 2 for the years 2000-2003, beyond the time at which the ABS ceased to publish apparent consumption of sugar data. **This is the so-called 'flat line' data, also described as 'falsified' and 'erroneous' data by the Complainant; the implication being that the FAO simply re-issued the 1999 figure for these years in the absence of new ABS data, and that Professor Brand-Miller and Dr Barclay should have realised and checked this issue as part of their due-diligence.**

Statements made by the Complainant alleging that the United Nations FAO has falsified data are serious, and **do not appear to be based on detailed evidence or inquiry** (see analysis of evidence above).

Readers, the fact that **JBM's sugar data for 2000-03** are conspicuously flat/made-up/faked/unreliable/dead-ending (see chart) – the data “existing” despite the ABS **discontinuing as unreliable** its sugar series after 1998-99, after 60 years! - is self-evident to most, but the FAO quickly provided **written confirmation, after I wrote to it and inquired way back in 2012** (pp. 32-36)

LETTER 4

From: **MorenoGarcia, Gladys (ESS)** <Gladys.MorenoGarcia@fao.org>
Date: Mon, **Feb 13, 2012** at 9:43 PM
Subject: **FW: quick question on basic australian sugar data**
To: "strathburnstation@gmail.com" <strathburnstation@gmail.com>
Cc: "Rummukainen, Kari (ESS)" <Kari.Rummukainen@fao.org>

Dear Rory

The "apparent consumption" or better 'food availability' can be found under Faostat Food Supply or Food Balance Sheet domains up to year 2007.

Food supply

<http://faostat.fao.org/site/345/default.aspx>

Food balance sheet

<http://faostat.fao.org/site/354/default.aspx>

In the case of Australia I have looked at the time series and there is some food of Sugar & syrups nes and Sugar confectionary the biggest amounts are under **Refined Sugar** where data is with symbol † but it is calculated with following note:

'**calc. on 37 kg. per cap. as per last available off. year level (1999)**'

The figure for 1999 and for earlier years come from; ABS - APP. CONS. OF FOODSTUFFS.

Regards

Gladys C. Moreno G.
Statistician
C-428
Statistics Division
Food and Agriculture Organization of the United Nations
? E-mail: Gladys.MorenoGarcia@fao.org
É Phone: 00 39 06 57052548
Fax: 00 39 06 57055615
<http://www.fao.org/economic/statistics>

<https://www.australianparadox.com/pdf/FAOfalsifiedsugar.pdf>

<http://www.australianparadox.com/pdf/RR-response-to-inquiry-report.pdf>

2014-2017: Dishonest Stephen Simpson AC and Stewart Truswell oversaw JBM producing another shonky *Australian Paradox* “sugar is innocent” paper - dominated by faked and other clearly unreliable data - for the *American Journal of Clinical Nutrition (AJCN)*. JBM, Simpson and Truswell dishonestly pretended (one honest scientist refused to pretend) that integrity Investigator Robert Clark AO's formal *Australian Paradox* Inquiry had recommended **an update** rather than a new paper that **"specifically addresses and clarifies the key factual issues"**, including my unambiguous evidence that several valid sugar series trend up not down in JBM's own published charts, alongside JBM's use of faked, flat-lining, dead-ending data for 2000-2003: pp. 17 and 32-38 below and pp. 41-49 in <https://www.australianparadox.com/pdf/Letter-to-BelindaHutchinson.pdf>

2015: Professor Richard Feinman et al published “*Dietary carbohydrate restriction as the first approach in diabetes management: Critical review and evidence base*”, trying to shift the medical community towards fixing the T2D epidemic with Carbohydrate Restriction: <https://www.sciencedirect.com/science/article/pii/S0899900714003323> The must-read paper's Figure 9 is an impressive demonstration that for fixing T2D and Metabolic Syndrome, Carbohydrate Restriction (“no GI”) outperforms high-carbohydrate “Low GI” diets (and everything else). **Why has JBM kept wasting lives and scare resources promoting her clearly inferior “Low GI” approach? Would NHMRC have funded JBM if her Dr Novo Nordisk had been disclosed?**

2015: Key scientific author Stephen Colagiuri helped exclude “carbohydrate” from *National Diabetes Strategy 2016-2020*: https://www.health.gov.au/sites/default/files/documents/2019/09/australian-national-diabetes-strategy-2016-2020_1.pdf

2015: Novo Nordisk funded Obesity Australia (OA), as Charles Perkins took over OA, Steve Simpson AC made Director (p.38)

2018: Virta Health and DiRECT diabetes trials emphatically confirmed that T2D and Metabolic Syndrome are readily fixed via Carbohydrate Restriction. Charles Perkins is supposed to be fixing T2D yet responded to Virta by pretending nothing happened.
15 December 2018: University of Sydney promoted Stephen Simpson AC's 30-Diet, 900-Mouse Lifespan Fraud in a full-page advertisement in the *Sydney Morning Herald*. Without mentioning anything about mice (or hidden results), the ad claimed: “..our researchers have discovered that a low protein, high carb diet can...help us live a longer and healthier life” (p. 41)

17 December 2019: University of Sydney Senior Deputy Vice-Chancellor Stephen Garton and Deputy Vice-Chancellor (Research) Duncan Ivison published their 7-page “Initial Inquiry” report on Stephen Simpson AC's 30-Diet Lifespan Fraud.
8 May 2020: University of Sydney Vice-Chancellor Stephen Garton, DVC Duncan Ivison, Provost Barbara Messerle and CPC boss Stephen Simpson AC all refuse to address critical fact that 5 of the top 7 diets for median lifespan are high-protein diets, falsifying Simpson's career-defining claim that low-protein, high-carbohydrate (low P:C) diets extend median lifespan in mice; they all clownishly insist 143 hidden severely malnourished low P:C mice “were not sick when culled” (pp.39-48)

2020: 35% of Australians pushed to begin “Insulin therapy” to “treat their diabetes” in 2020 were pregnant young women with “gestational diabetes” (aka pre-diabetes, T2D/NIDDM). Medical advice to inject more unhelpful excess Insulin into their bodies is unconscionable. <https://www.aihw.gov.au/getmedia/5f4dcfa1-4420-4d54-8618-948ce2d6ac4d/AIHW-CDK-11-Factsheet-2020.pdf.aspx>

12 July 2023: JBM's stunning "walk of shame". After being asked by me directly - during Diabetes Australia's "Great Debate" in the Museum of Sydney - about her undisclosed lifetime financial partnership with Novo Nordisk's longtime Medical Director Dr John J. Miller, JBM thought for a bit, then stood up from her seat and walked slowly and silently across the room, with her male acquaintance, in front of our Master of Ceremonies Norman Swan (MC photo in link below), a six-person DiabetesAus panel and an audience of ~600, to the exit, and out. **This sensational "walk of shame" was merely JBM's latest pitiful effort in hiding her corrupt Novo-Nordisk deception of everyone in the global scientific, medical and diabetes communities.** Were taxpayers/NHMRC misled re funding? pp. 2-4 <https://www.australianparadox.com/pdf/Letter-to-ABC-re-NormanSwan.pdf>

18 July 2023: In response to questioning from Michael West Media reporter James F. Sice, Vice-Chancellor Mark Scott's University of Sydney **dishonestly pretended** that JBM's hiding of her Novo Nordisk "External Interest" for decades from the early 1990s is a non-issue, involving no serious breach of any of the University's formal research-integrity policies. "At the heart of Robertson's claims is his takedown of Brand-Miller's Australian Paradox and **her alleged relationship with Novo Nordisk's John Miller. This latter point has proven difficult to fully pin down. Both Brand-Miller and Sydney University declined to confirm it.** Other evidence however, such as happy internet snaps of the pair together, suggest they are a couple or at least have been." <https://michaelwest.com.au/former-fattie-rory-robertson-ups-the-ante-on-sydney-unis-connections-with-big-sugar/>

28 August 2023: Vice-Chancellor Mark Scott, in his latest letter to me, again dishonestly insisted JBM and Stephen Simpson AC have never been in serious breach of any of his University's formal anti-research-misconduct policies (see pp. 17-19 below).

Timeline truths: Misguided ADGs fuelled T2D disaster, with Sydney Uni/Novo Nordisk's epic T2D fraud adding to harm

Summarising, the faulty 1977 US dietary goals that became today's low-fat, high carbohydrate *Australian Dietary Guidelines* were brought to Australia by Stewart Truswell from London in 1978. Truswell remained our ADGs' main scientific author for several decades, with the primitive false claim that saturated fat in meat, eggs and full-fat dairy causes CVD still dominating our fatally flawed ADGs. **Unconscionably, Diabetes Australia, RACGP and Dietitians Australia still promote NHMRC's clearly harmful 45-65% carbohydrate advice to millions of Australian victims with or at risk of T2D.**

Notably, the Charles Perkins Centre's four most influential diet-and-health "scientists" all have had careers devoted to *high-carbohydrate* diets that tend to fuel not fix T2D: (i) Truswell promoted a **low-fat, high-carbohydrate** diet; (ii) JBM and Stephen Colagiuri promote sugary "**low GI**" *high-carbohydrate* diets; and (iii) CPC boss Simpson AC promotes a sugary **low-protein, high-carbohydrate** diet that is said to be excellent for insects and mice, and thus humans. These *high-carbohydrate* diets all are utterly inconsistent with medical science's Carbohydrate Restriction ("no GI") approach that fixes T2D. **Devastated by Charles Perkins' high-carb diets, Indigenous Australians die from T2D at a rate seven times the rest of us** (pp 39-45)

Amazingly, the development of the University of Sydney's high-carbohydrate "Low GI" (Glycemic Index) approach was an undisclosed joint venture between JBM, Stephen Colagiuri and Novo Nordisk, the global leader in diabetes-drug selling. The Timeline confirms Janette C. Brand partnered with Novo Nordisk's local Medical Director, Dr John J. Miller, who became probably Australia's greatest-ever seller of Insulin/drugs for T2D victims seeking "glycemic control". For decades, JBM and her corrupt cabal hid JBM's financial and scientific partnership with Novo Nordisk's Dr John Miller, duping the world's scientific, medical, diabetes and taxpaying communities: (i) JBM and Dr Colagiuri sold millions of **Low GI Diet** books without even hinting at their deep Novo Nordisk links; (ii) JBM published false and deceptive conflict-of-interest statements in over 100 "peer reviewed" papers and over a dozen journals, dishonestly hiding her Novo Nordisk COI; and (iii) JBM's dishonest boss Stephen Simpson AC, Stephen Colagiuri, Stewart Truswell and John J. Miller (himself) all have co-authored publications with JBM without anyone ever requiring that she disclose her Novo Nordisk COI. So too, Kate Marsh? Alan Barclay? Joanna McMillan-Price? Peter Petocz? Fiona Atkinson? Ian Caterson? Walter Willett? The whole Low GI crew? (pp. 8-14 and 22-31).

Clearly, University of Sydney governance is in crisis: managers are dishonestly protecting what I've called "the biggest medical scandal in Australia's history" (summarised on p. 17 and in <https://www.australianparadox.com/pdf/Letter-to-Belinda-Hutchinson.pdf>). Vice-Chancellor Mark Scott insists his **External Interests Policy** has been properly enforced, but that clearly is not true (pp. 17-19). Further, the 2014 and 2019 "Initial Inquiry" reports were shams, with the University "disappearing" my definitive evidence (even fabricating fake evidence: "the mice were not sick when culled") in order to falsely exonerate JBM and Simpson AC of career-ending research misconduct (pp. 32-48). VC Scott now pretends Simpson AC's dishonest protection of false and harmful "findings" – "**sugar is innocent**" (by expanding JBM's *Australian Paradox* fraud into *AJCN*); and **low P:C diets "extend lifespan"** (via Simpson's own blatant misrepresentation of lifespan data for 900 mice fed 30 diets) - is consistent with NHMRC's anti-fraud policies. **My Recommendation #8 is that dishonest Simpson AC and VC Scott be removed** (p. 16)

The previous seven pages are reproduced from 8-14 of <https://www.australianparadox.com/pdf/Submission-HoR-DIABETES-INQUIRY.pdf>

9. A one-page Summary, on Charles Perkins, a brief Dedication and a clarification on “corrupt conduct”

Please investigate University of Sydney's "Research Excellence" corruption, a scandal fuelling T2D epidemic and Novo Nordisk's T2D drug fraud

Blatant research misconduct by University of Sydney "scientists" promoting harmful falsehoods
Again, ongoing misconduct by a cabal of Charles Perkins Centre science careerists - "GI Jennie" Brand-Miller (JBM), Stephen Simpson (SJS), Stephen Colagiuri and Stewart Truswell - suppressing profound medical matters of fact: (i) T2D caused by excess sugar/carbohydrate; and (ii) Carbohydrate Restriction fixes T2D. This misbehaving cabal's harmful misinformation - including insisting up is down and using fake sugar data in formal papers; putting "healthy" Low GI stamps on products up to 99.4% sugar; promoting low-protein, high-carb mouse diets that cause T2D, misery and early death in humans in Indigenous and aged-care communities; helping exclude critical word "Carbohydrate" from Canberra's diabetes documents; and faulty high-Carbohydrate ADGs - works to block the biggest advance in public health in over 50 years. Colagiuri today is misrepresenting profoundly impressive results from Virta's 2017-18 diabetes trial, blocking highly effective "Virta approach" that in US today - now! - is producing mass-reversal of T2D for health insurers such as **Blue Shield of California**, while collapsing unneeded spending on Novo Nordisk's Insulin/Drugs for T2D victims. JBM's infamous *Australian Paradox* sugar-and-obesity fraud continues to mislead, by dishonestly exonerating modern doses of sugar as a major driver of our modern obesity/T2D epidemics. Meanwhile, VC Mark Scott refuses to stop Charles Perkins' harmful 30-Diet Lifespan Fraud despite Simpson using it to steal \$13m from taxpayers over 2019-2023. Recall that USyd advertised low-protein, high carb (LPHC) mouse-killing diet to general public via *SMH*. Again, SJS hid five "killer" low P:C diets/143 dead mice, while avoiding critical fact that *five* of top seven diets for median lifespan are *high* not *low* in protein. Why? The *wrong* median mice died *first and last!* SJS's **career-defining experiment** falsified low-protein story he **needs** to tell: his pre-experiment book insisted *low* P:C diets would "extend lifespan" in mice as in insects, and thus humans. In the real world, SJS's sugary LPHC mouse diets cause T2D, misery and early death in our Indigenous and aged-care communities. Did I mention JBM hiding multi-million-dollar Novo Nordisk "External Interest"? (pp 27-31)

Novo Nordisk Australasia's business model has long involved giving easy money to influential science careerists to suppress key medical fact - T2D readily fixed via Carbohydrate Restriction
- In order to expand unneeded sales of T1D medication Insulin/Drugs to victims of T2D epidemic Being caught (illegally) "educating" T2D victims in after-hours 2004 meeting at Quirindi pharmacy helped NN to decide that best way to expand sales is giving easy money to "useful idiots" and otherwise corrupt "scientists", to suppress critical medical facts: (i) T2D caused by excess sugar/carbohydrate; and (ii) Carbohydrate Restriction fixes T2D. USyd's eminent diabetes careerist Stephen Colagiuri has been an excellent "investment", helping to exclude the word "Carbohydrate" from several of Canberra's national diabetes documents, including *AUSDRISK* and *National Diabetes Strategy 2016-20*. NN now benefits from SC-driven misrepresentation of key clinical results from 2017-18 Virta trial, in *Diabetes Australia's Statement* on T2D. Notably, NN (employer of Dr John Miller) gave easy money to Obesity Australia/The Obesity Coalition as Charles Perkins absorbed OA - with SJS installed as Chair - while SJS sneakily protected Mrs John Miller's pro-T2D *Australian Paradox* fraud, expanding it into AJCN. Meanwhile, JBM has enjoyed decades of undisclosed NN "External Interest" involving millions of dollars of undisclosed household income/wealth via NN's T2D-drug sales. Max Gillies as "Minister for Everything" Russ Hinze reckoned: "That's not a conflict of interest, that's a CONVERGENCE of interest!" So, what is corruption?

Dishonest management helping University and Novo Nordisk to steal billions from taxpayers
Over the past decade, USyd Chancellor Belinda Hutchinson's senior management has used false and deceptive claims of "Research Excellence" to steer a disproportionate share of taxpayer funding to our USyd/Go8. Hutchinson's managers unethically prioritise "global rankings" over academic standards and "Research Excellence". Successive sets of Vice-Chancellors and Deputy Vice-Chancellors (Research) - VC Michael Spence and DVC(R) Jill Trewheella; VC Stephen Garton, DVC(R) Duncan Ivison and Provost Barbara Messerie; and now VC Mark Scott and shiny new DVC(R) Emma Johnston - have sneakily refused to honestly apply their *Research Code of Conduct*, in a dishonest effort to hide serious misconduct by their elite "scientists". The "suits" worry that the **required formal retractions** of influential, harmful and false research "**findings**" will harm USyd's (undeserved) shiny reputation. So, VC Scott continues to provide dishonest institutional support for two harmful research frauds and other pro-Novo Nordisk misconduct that fuel our T2D epidemic. In latest formal letter to me, dated 15 May, USyd refused to address its *Paradox* fraud (pp 51-57). Again, VC Scott won't address critical fact that Charles Perkins' pro-sugar *Australian Paradox* "finding" is blatantly false; and he's okay with JBM, Stephen Simpson and Stewart Truswell colluding to place fake sugar data into AJCN. Even JBM's unmanaged and undisclosed NN conflict of interest is no problem. So Chancellor Belinda Hutchinson's unethical "suits" continue to dishonestly squeeze billions of dollars of research funding from taxpayers. Tragically, USyd misconduct is fuelling our T2D epidemic, with Canberra duped into funding unhelpful T2D drugs. Alas, VC Scott's best "scientists" are Novo Nordisk's "useful idiots", using USyd prestige to block massive gains via "Virta approach", to keep pumping unneeded T1D medication Insulin into T2D victims. VC Scott and DVC(R) Johnston simply play dead on key issues. It's all so blatant: JBM is exempt from External Interest Policy, not required to disclose multi-million-dollar NN "External Interest" to global scientific and diabetes communities, in COI disclosures in "peer reviewed" diet/health papers.

Millions of vulnerable Australians and taxpayers harmed by this shameful multi-pronged scandal that exists only because USyd senior management is dishonest

- **Millions of everyday Australians are becoming T2D victims via USyd management's ongoing sneaky refusal to honestly implement USyd Research Code of Conduct and External Interests Policy.** Elite "scientists" are exempt, their misconduct protected
- **Taxpayers robbed of billions by dishonest USyd pretending "Research Excellence"**
- **Taxpayers robbed by Novo Nordisk and other drug companies duping Canberra into heavily subsidising mass purchases of unneeded insulin for victims of T2D epidemic**
- **Medicare and other health insurers are blocked from huge gains via "Virta approach"**
- **Tragically, ironically, misconduct by cabal of Charles Perkins' sci-shonks has delayed by decade our best chance of stopping Indigenous T2D victims dying by the truckload**
- **Priority: Retract harmful false claims, embracing Carbohydrate Restriction to fix T2D**
- **Aussie Champions: Dr Penny Figtree, Too Deadly for Diabetes and Defeat Diabetes**

Evidence supporting all statements by Rory Robertson at www.australianparadox.com

Charles Perkins Centre's mission derailed for 10+ years by corrupt CPC Academic Director Stephen Simpson AC

As Academic Director of the Charles Perkins Centre (CPC), Stephen Simpson AC's main job since 2012 has been reducing the burden of obesity, diabetes (T2D), cardiovascular disease (CVD) and related conditions. Any reasonable person looking at the available evidence would quickly have come to the conclusion that *sugary high-carbohydrate* diets are an obvious menace to public health, not the thing needed for the job of reducing the burden of obesity, T2D and CVD.

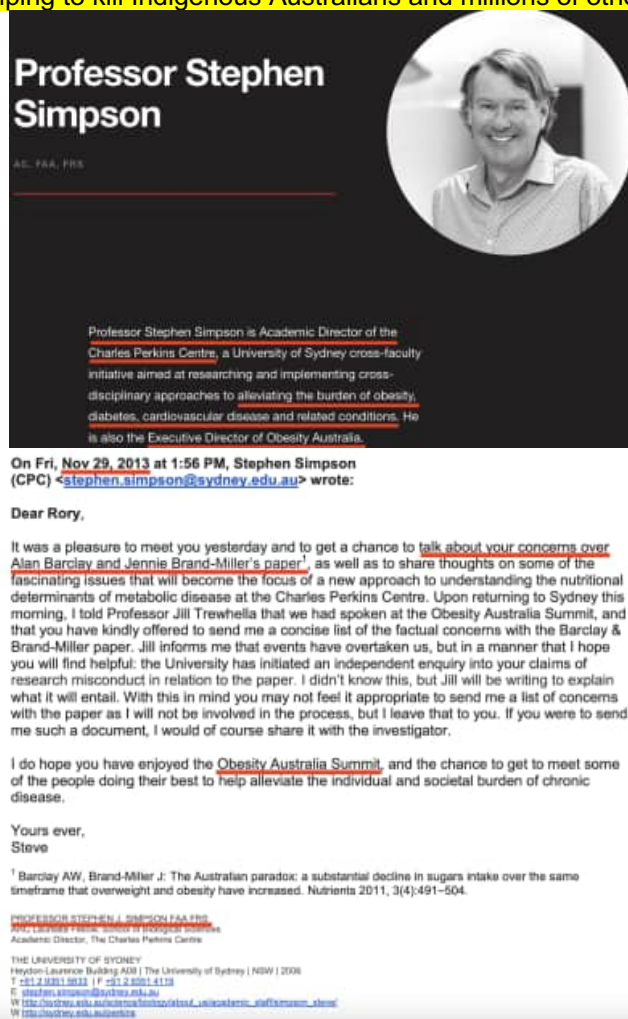
Even a decade ago, the available science – especially via randomised-controlled trials – clearly showed that no-sugar *low-carbohydrate* diets outperform when it comes to fixing T2D and obesity while minimising CVD. Back in 2014, on-site at the CPC I presented a 2014 summary of (then) recent studies to Stephen Simpson AC, JBM and Stephen Colagiuri *et al*: <https://www.australianparadox.com/pdf/obesitysummit.pdf> Even clearer real-world evidence is now available, including from Virta Health (see Section 2) and Dr Penny Figtree *et al*: <https://www.youtube.com/watch?v=11x9PhlZuK0>

Sadly, Stephen Simpson AC - as the Academic Director of the Charles Perkins Centre – has for more than a decade kept pushing down the unhelpful *sugary high-carbohydrate* path. Again, what really works to fix T2D and obesity are no-sugar *low-carbohydrate* (including *ketogenic*) diets (Section 2), yet our eminent Charles Perkins Centre friends of Novo Nordisk kept going the other way. Again, the Charles Perkins Centre's four most-influential Go8 diet-and-health “scientists” all spent decades-long careers devoted to *sugary high-carbohydrate* diets that tend to fuel not fix T2D, obesity and CVD:


- JBM and Stephen Colagiuri spent decades promoting *sugary “Low GI” high-carbohydrate* diets;
- Simpson AC has spent 15 years promoting *sugary mouse-friendly low-protein high-carbohydrate* diets; and
- Stewart Truswell spent his influential career promoting *sugary low-fat and Low GI high-carbohydrate* diets.

I felt the need to make a detailed **Submission to the 2013 House of Representatives Inquiry into Diabetes** – <https://www.australianparadox.com/pdf/Submission-GoR-DIABETES-INQUIRY.pdf> - because these *sugary low-something high-carbohydrate* diets pushed by our Charles Perkins Centre's highly influential Novo-friendly “scientists” all are utterly inconsistent with medical science's *Carbohydrate Restriction (“no GI”)* approach that fixes T2D (see Section 2).

Devastated by Charles Perkins' *sugary high-carb* diets, Indigenous Australians die from T2D at a rate seven times that of the rest of us. So, all up, the main thing that corrupt sci-careerist Stephen Simpson AC's CPC has done well for over a decade is pushing faked and other false diet-and-health information, suppressing the true cause of T2D and its effective cure: no-sugar, whole food, “no GI” *low-carbohydrate* diets (Section 2). Tragically, Simpson AC and his pro-Novo friends are a menace to public health, helping to kill Indigenous Australians and millions of others (pp. 61-63 and next 3 pages).



Professor Stephen Simpson
AC, FBA, FRS



Professor Stephen Simpson is Academic Director of the Charles Perkins Centre, a University of Sydney cross-faculty initiative aimed at researching and implementing cross-disciplinary approaches to alleviating the burden of obesity, diabetes, cardiovascular disease and related conditions. He is also the Executive Director of Obesity Australia.

On Fri, Nov 29, 2013 at 1:56 PM, Stephen Simpson (CPC) <stephen.simpson@sydney.edu.au> wrote:

Dear Rory,

It was a pleasure to meet you yesterday and to get a chance to talk about your concerns over Alan Barclay and Jennie Brand-Miller's paper¹, as well as to share thoughts on some of the fascinating issues that will become the focus of a new approach to understanding the nutritional determinants of metabolic disease at the Charles Perkins Centre. Upon returning to Sydney this morning, I told Professor Jill Trehella that we had spoken at the Obesity Australia Summit, and that you have kindly offered to send me a concise list of the factual concerns with the Barclay & Brand-Miller paper. Jill informs me that events have overtaken us, but in a manner that I hope you will find helpful: the University has initiated an independent enquiry into your claims of research misconduct in relation to the paper. I didn't know this, but Jill will be writing to explain what it will entail. With this in mind you may not feel it appropriate to send me a list of concerns with the paper as I will not be involved in the process, but I leave that to you. If you were to send me such a document, I would of course share it with the investigator.

I do hope you have enjoyed the [Obesity Australia Summit](#), and the chance to get to meet some of the people doing their best to help alleviate the individual and societal burden of chronic disease.

Yours ever,
Steve

¹ Barclay AW, Brand-Miller J. The Australian paradox: a substantial decline in sugars intake over the same timeframe that overweight and obesity have increased. *Nutrients* 2011, 3(4):491-504.

PROFESSOR STEPHEN J. SIMPSON FBA FRS
AC, FBA, FRS, Director of Obesity Australia
Academic Director, The Charles Perkins Centre

THE UNIVERSITY OF SYDNEY
Haydon Laurence Building A50 | The University of Sydney | NSW | 2006
T +61 2 9351 9333 | F +61 2 9351 4133
E stephen.simpson@sydney.edu.au
W http://sydney.edu.au/charlesperkinscentre/academic_staff/stephen_simpson
W <http://obesity.edu.au/australia>

<https://www.australianparadox.com/pdf/LettersCPCProfSimpson.pdf>

Indigenous Affairs Minister Nigel Scullion says sugary soft drinks 'killing the population' in remote communities

By political reporter Anna Henderson
 Posted on 12 Feb 2016 at 2:07pm



The Closing the Gap report said the worst health outcomes, in terms of diabetes, heart disease and other chronic diseases were found in remote communities. (News 11/16)

abc.net.au/news/scullion-says-sugar-is-killing-remote-communities/7162974 Copy this Share article

In the wake of this week's progress report on Closing the Gap, the Indigenous Affairs Minister Nigel Scullion has declared sugary soft drinks are 'killing the population' in remote Indigenous communities.

According to evidence provided to Senate estimates today, at least 13 million litres of so-called "full sugar" soft drink was sold in remote community stores last financial year.

"I think particularly in remote communities and very remote communities sugar is just killing the population," Senator Scullion said.

"It's putting them into that very high risk area before they get to an age where those chronic diseases are evident."

Today's figures were provided by Outback Stores, which runs 38 small supermarkets in remote Aboriginal communities.

The company's chief executive Steven Moore told the committee the figures for soft drink sales are "astounding".

"I think we can all agree that poor diet in communities with consumption of fat, salt and sugar has a large impact on life expectancy in communities," he said.

"Full sugar soft drinks are a major contributor."

The Closing the Gap report from the Federal Government earlier this week found little progress towards bridging the life expectancy gap between Indigenous and non-Indigenous Australians.

It said the worst health outcomes, in terms of diabetes, heart disease and other chronic illnesses were found in remote communities.

Key points:

- Closing the Gap report found worst health outcomes found in remote communities
- One remote community store drawing half of total profits from soft drink sales, Senator Scullion says
- Senator Scullion says he thinks attitudes to soft drink are changing

<https://www.abc.net.au/news/2016-02-12/scullion-says-sugar-is-killing-remote-communities/7162974>

4727.0.55.003 - Australian Aboriginal and Torres Strait Islander Health Survey: Biomedical Results, 2012-13

ARCHIVED ISSUE Released at 11:30 AM (CANBERRA TIME) 10/09/2014 **First Issue**

Summary Downloads Explanatory Notes Related information Past Releases
 Page tools: Print Page Print All

+ Key Findings
+ Diabetes
+ Cardiovascular disease
Chronic Kidney Disease
Liver Function
Exposure to tobacco smoke
Anaemia
Iodine
Vitamin D
Feature article: Chronic disease results for Aboriginal and Torres Strait Islander and non-Indigenous Australians
Aboriginal and Torres Strait Islander adults experience diabetes 20 years earlier than non-Indigenous adults (Media Release)
History of Changes
About this Release

MEDIA RELEASE

10 September 2014

Embargo: 11:30 am (Canberra Time)

13/2014

Aboriginal and Torres Strait Islander adults experience diabetes 20 years earlier than non-Indigenous adults

Aboriginal and Torres Strait Islander adults are more than three times as likely as non-Indigenous adults to have diabetes, and they experience it at much younger ages, according to new figures released by the Australian Bureau of Statistics today.

"Results from the largest ever biomedical collection for Aboriginal and Torres Strait Islander adults, which collected information on a wide range of chronic diseases and nutrition, reveal that diabetes is a major concern," said Dr Paul Jelfs from the ABS.

"The voluntary blood test results showed that in 2012-13, one in ten Aboriginal and Torres Strait Islander adults had diabetes. This means that, when age differences are taken into account, Aboriginal and Torres Strait Islander adults were more than three times as likely as non-Indigenous adults to have diabetes."

"What was even more striking was how much earlier in life Aboriginal and Torres Strait Islander adults experience diabetes. In fact, the equivalent rates of diabetes in the Aboriginal and Torres Strait Islander population were often not reached until 20 years later in the non-Indigenous population," said Dr Jelfs.

The survey revealed that diabetes was twice as common among Aboriginal and Torres Strait Islander adults living in remote areas. Around one in five in remote areas had diabetes compared with around one in ten in non-remote areas.

Also of interest was the fact that many Aboriginal and Torres Strait Islander adults with diabetes also had signs of other chronic conditions.

"More than half of all Aboriginal and Torres Strait Islander adults with diabetes also had signs of kidney disease. This compared with a third of non-Indigenous adults with diabetes", said Dr Jelfs.


"Given these findings, it is not surprising that the death rate for diabetes among Aboriginal and Torres Strait Islander people is seven times higher than for non-Indigenous people."

Other results released today suggest that many Aboriginal and Torres Strait Islander adults may not be aware they have high cholesterol, with one in four having high cholesterol levels, yet only one in ten being aware they had it.

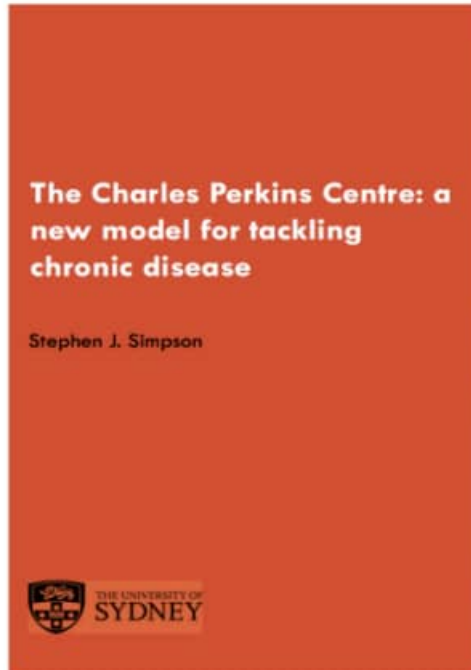
Further information is available in *Australian Aboriginal and Torres Strait Islander Health Survey: Biomedical Results, 2012-13* (cat. no. 4727.0.55.003) available for free download on the ABS website.

[https://www.abs.gov.au/ausstats/abs@/nfl/lookup/by%20Subject/4727.0.55.003-2012-13-Media%20Release-Aboriginal%20and%20Torres%20Strait%20Islander%20adults%20experience%20diabetes%2020years%20earlier%20than%20non-Indigenous%20adults%20\(Media%20Release\)-130](https://www.abs.gov.au/ausstats/abs@/nfl/lookup/by%20Subject/4727.0.55.003-2012-13-Media%20Release-Aboriginal%20and%20Torres%20Strait%20Islander%20adults%20experience%20diabetes%2020years%20earlier%20than%20non-Indigenous%20adults%20(Media%20Release)-130)

What would Charlie think of what's being done under his name, if he hadn't died young, via kidney disease?



Charles Perkins, 1974
National Archives of Australia,



Life Summary [details]

Birth

16 June 1936
Alice Springs, Northern Territory, Australia

Death

18 October 2000
Sydney, New South Wales, Australia

Cause of Death

kidney disease

Cultural Heritage

- Indigenous Australian

Education

- Le Fevre High School (Adelaide)
- University of Sydney

Occupation

- Indigenous rights activist/supporter
- public servant
- public service head
- soccer player

Awards

- Officer of the Order of Australia

Key Events

- Freedom Ride, 1965

Key Organisations

- Foundation for Aboriginal Affairs
- Student Action for Aborigines
- National Aborigines Consultative Committee
- Aboriginal and Torres Strait Island Commission

https://royalsoc.org.au/images/pdf/Forum2016/Simpson_29Nov2016.pdf
<http://ia.anu.edu.au/biography/perkins-charles-nelson-charlie-810>

p. 76 <https://www.australianparadox.com/pdf/Letter-to-Belinda-Hutchinson.pdf>

Dedication

Charlie Perkins was born in Alice Springs near the red centre of Australia in June 1936. I was born there 30 years later in March 1966. I dedicate my decade's worth of efforts exposing the Charles Perkins Centre's disastrous high-carbohydrate advice for diabetes to my now-dead parents. My wonderful, kind indefatigable mother, **Elaine Lucas** (14 March 1937 to 14 March 2021) nursed Aboriginal and other Australians in remote places - including Katherine, Alice Springs, Balcanoonna, Woorabinda and Baralaba - from the early 1960s to the late 1980s, while my father, **Alexander "Sandy" Robertson** (2 October 1933 to 26 April 2015) grew up on a farm near Peebles in Scotland, and in the Scots Guards, then shipped briefly to Melbourne and Coogee in Sydney, before working with cattle, sheep and wheat across country Australia for half a century. He taught me (and my brother and sister) much about what is right and much about what is wrong, often by example. (A longer piece on Dad's life and times can be found in one of the links below.)

I also have firmly in mind people like Bonita and Eddie Mabo, Faith Bandler, Charlie Perkins (who Dad often said he knew briefly - so too his brother Ernie - in The Territory over half a century ago), Waverley Stanley and Lou Mullins of Yalari, and especially Noel and Gerhardt Pearson, all of whom worked or are working indefatigably for decades to improve the lot of their mobs, their peoples left behind. Finally, I wonder whatever happened to the many Aboriginal boys and girls I met across country Australia when I was a boy, especially the big Woorabinda mob with whom I shared classrooms and sports fields back in Baralaba, central Queensland, in the late 1970s. Much of the news over the years has been tragic and depressing. <https://www.australianparadox.com/baralaba.htm>

Please note: In this and other documents, I have detailed influential incompetence and much worse in nutrition and health "science", and by Go8 university senior management. Importantly, if you read anything here or elsewhere from me that is factually incorrect or otherwise unreasonable, please contact me immediately and, if I agree, I will correct the text as soon as possible. This all matters because up to two million or more hapless Australians today already have T2D, the number growing rapidly. Many of these vulnerable Australians can expect mistreatment, misery and early death, harmed by high-carbohydrate T2D advice promoted by Australian governments and a range of respected entities, all advised by highly influential but inept and/or corrupt Go8 science careerists. The unfolding diabetes tragedy can be seen most clearly in the quiet suffering of short-lived Indigenous Australians.

Using the word "corrupt", I rely on an **Oxford definition** - "having or showing a willingness to **act dishonestly** in return for money or personal gain" (including protecting reputations) – and **USyd's External Interests Policy**: "Failure fully to disclose and appropriately manage a conflict of interests may be regarded as **corrupt conduct** under the Independent Commission Against Corruption (ICAC) Act 1988" <https://www.sydney.edu.au/policies/showdoc.aspx?recnum=PDOC2011/75&RendNum=0>

Finally, I confirm again that I am happy to be interviewed publicly on all matters covered in all the material I have published here and elsewhere.

Best wishes,
Rory

--

rory robertson +61 (0)414 703 471

economist and former-fattie

<https://twitter.com/OzParadoxdotcom>

Three years ago, I wrote to University of Sydney Vice-Chancellor Mark Scott, asking him to please stop Charles Perkins Centre research misconduct that is working to suppress medical science's most-effective fix for type 2 diabetes, thus promoting misery and early death for millions of vulnerable Australians: <https://www.australianparadox.com/pdf/RR-letter-to-new-USyd-VC-Scott-July-2021.pdf>

Here's me, Emma Alberici and ABC TV's *Lateline* on the University of Sydney's Australian Paradox: <https://www.youtube.com/watch?v=OwU3nOFo44s>

Here's the diet advised by Dr Peter Brukner, formerly the Australian cricket team's doctor: <https://www.australianparadox.com/pdf/PeterBrukner.pdf>

A life in our times: Vale Alexander "Sandy" Robertson (1933-2015): <http://www.australianparadox.com/pdf/AlecRobertson-born2oct33.pdf>

Comments, criticisms, questions, compliments, whatever welcome at strathburnstation@gmail.com

www.strathburn.com

Strathburn Cattle Station is a proud partner of YALARI, Australia's leading provider of quality boarding-school educations for Aboriginal and Torres Strait Islander teenagers. Check it out at <http://www.strathburn.com/yalari.php>